

CHAPTER ONE

EARLY CHILDHOOD CARE DEVELOPMENT AND PRE-PRIMARY EDUCATION

1.0 Introduction

Early Childhood care development education (ECCDE) in Nigeria is provided nationwide in both public and private schools. The ECCD covers Creche, Nursery/Kindergarten for children aged 0-4 years old, while the one-year compulsory pre-primary education is for children aged 5 years, preparatory for primary education. This Chapter presents the Statistics for 2020/2021 on ECCD and Pre-primary Schools.

1.1 Number of Schools ECCDE/Pre-Primary Schools

Table 1.1 shows the summary of the number of public and private ECCDE and pre-primary schools for five academic years - 2016/2017 – 2020/2021 while Figure 1.0 presents the trend for the five sessions graphically. Table 1.2 represents the statistics on the number of Schools by State.

Table 1.1: Number of Public and Private ECCDE/Pre-Primary Schools by Year: 2016/2017 - 2020/2021

Year	Public	Private	Total
2016/2017	37,336	12,332	49,668
2017/2018	33,214	48,348	81,562
2018/2019	30,387	52,017	82,404
2019/2020	28,167	53,351	81,518
2020/2021	30,139	55,384	85,523

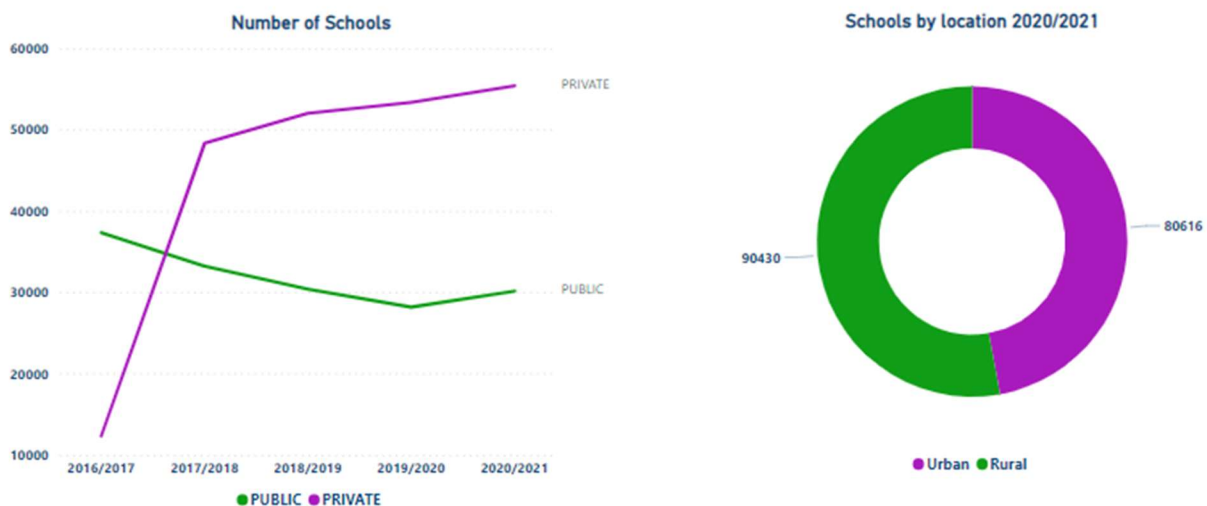


Figure 1.0: Number of Public and Private ECCDE/Pre-Primary Schools by Year: 2016/2017 - 2020/2021

Table 1.2: Number of Public and Private ECCDE/Pre-Primary Schools by State and Location: 2020/2021

State	Public			Private			Both		
	Rural	Urban	Total	Rural	Urban	Total	Rural	Urban	Total
Abia	743	165	908	635	352	987	1,378	517	1,895
Adamawa	324	119	443	458	491	949	782	610	1,392
Akwa-Ibom	921	246	1,167	1,025	543	1,568	1,946	789	2,735
Anambra	751	321	1,072	980	945	1,925	1,731	1,266	2,997
Bauchi	720	122	842	276	328	604	996	450	1,446
Bayelsa	84	42	126	248	764	1,012	332	806	1,138
Benue	213	78	291	312	196	508	525	274	799
Borno	135	103	238	74	279	353	209	382	591
Cross River	948	284	1,232	645	517	1,162	1,593	801	2,394
Delta	873	247	1,120	672	1171	1,843	1,545	1,418	2,963
Ebonyi	358	714	1,072	331	118	449	689	832	1,521
Edo	532	108	640	188	181	369	720	289	1,009
Ekiti	412	455	867	280	479	759	692	934	1,626
Enugu	1,005	130	1,135	1,379	833	2,212	2,384	963	3,347
FCT	278	118	396	30	72	102	308	190	498
Gombe	220	106	326	280	313	593	500	419	919
Imo	1,079	196	1,275	1,226	307	1,533	2,305	503	2,808
Jigawa	2,049	310	2,359	44	202	246	2,093	512	2,605
Kaduna	1,999	165	2,164	274	1,017	1,291	2,273	1,182	3,455
Kano	330	701	1,031	164	945	1,109	494	1,646	2,140
Katsina	1,437	251	1,688	173	413	586	1,610	664	2,274
Kebbi	183	109	292	34	99	133	217	208	425
Kogi	41	54	95	11	23	34	52	77	129
Kwara	591	301	892	260	765	1,025	851	1,066	1,917
Lagos	125	892	1,017	5,817	7,816	13,633	5,942	8,708	14,650
Nassarawa	140	70	210	216	629	845	356	699	1,055
Niger	693	221	914	378	612	990	1,071	833	1,904
Ogun	962	604	1,566	2,297	3,044	5,341	3,259	3,648	6,907
Ondo	787	498	1,285	995	825	1,820	1,782	1,323	3,105
Osun	4	12	16	625	1,339	1,964	629	1,351	1,980
Oyo	15	11	26	1,590	3,642	5,232	1,605	3,653	5,258
Plateau	1254	154	1,408	147	135	282	1,401	289	1,690
Rivers	437	183	620	978	1,432	2,410	1,415	1,615	3,030
Sokoto	433	153	586	48	164	212	481	317	798
Taraba	107	71	178	415	451	866	522	522	1,044
Yobe	196	68	264	13	127	140	209	195	404
Zamfara	249	129	378	69	228	297	318	357	675
National	21,628	8,511	30,139	23,587	31,797	55,384	45,215	40,308	85,523

*Lagos From 2019/2020 Digest

1.2 Summary of National Enrolment for Public and Private ECCDE/Pre-Primary Schools by Ownership (Public/Private) and Gender (Male/Female)

Table 1.3 presents the trend in statistics of enrolment from 2016/2017-2020/2021 while Figure 1.1 illustrates the enrolment trend from 2016/2017-2020/2021.

1.2.1 National Summary of ECCDE/Pre-Primary Schools Enrolment

Table 1.3: Enrolment in Public and Private ECCDE/Pre-Primary Schools by Year and Gender: 2016/2017-2020/2021

Year	Public			Private			Public + Private		
	Male	Female	Total	Male	Female	Total	Male	Female	Total
2016/2017	1,563,526	1,584,186	3,147,712	1,338,540	1,422,366	2,760,906	2,902,066	3,006,552	5,908,618
2017/2018	1,834,002	1,828,774	3,662,776	1,754,602	1,741,884	3,496,486	3,588,604	3,570,658	7,159,262
2018/2019	2,120,259	2,147,885	4,268,144	1,807,499	2,064,499	3,871,998	3,927,758	4,212,384	8,140,142
2019/2020	1,799,682	1,804,893	3,604,575	1,670,223	1,670,520	3,340,743	3,469,905	3,475,413	6,945,318
2020/2021	1,656,359	1,656,658	3,313,017	1,912,993	1,921,392	3,834,385	3,569,352	3,578,050	7,147,402



Figure 1.1: Enrolment In Public And Private ECCDE/Pre-Primary Schools By Year And Gender: 2016/2017-2020/2021

1.3 National Enrolment for ECCDE/Pre-primary Schools by Location and Gender: 2020/2021

Table 1.4 shows the statistics on enrolment in public and private ECCDE and pre-primary schools by location and gender while Figure 1.2 illustrates the statistics on enrolment in public and private ECCDE and pre-primary schools by location and gender.

Table 1.4: Enrolment In Public And Private ECCDE/Pre-Primary Schools By Location And Gender: 2020/2021

Level	Rural			Urban		
	Male	Female	Total	Male	Female	Total
Public	1,148,627	1,142,506	2,291,133	507,732	514,152	1,021,884
Private	883,301	880,130	1,763,431	1,029,692	1,041,262	2,070,954
Total	2,031,928	2,022,636	4,054,564	1,537,424	1,555,414	3,092,838

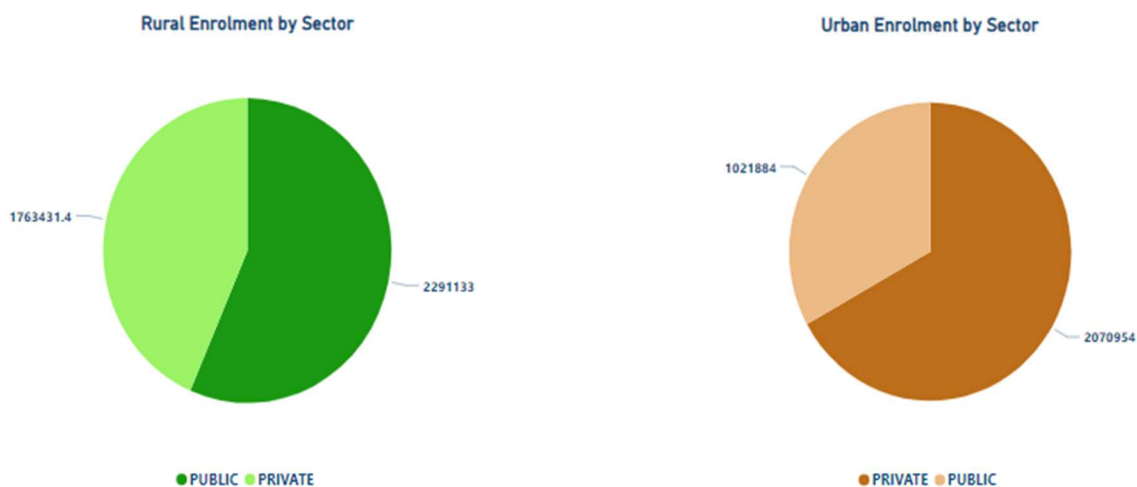


Figure 1.2: Enrolment In Public And Private ECCDE/Pre-Primary Schools By Location And Gender: 2020/2021

1.4 Enrolment in ECCDE/Pre-Primary Schools by State, Location, Age, and Class: 2020/2021

Tables 1.5 – 1.7 indicate enrolment in public and private ECCDE/Pre-Primary schools by State, Location, and Gender while Tables 1.8 – 1.13 indicate the enrolment in public and private ECCDE/Pre-Primary Schools by State, Class, and Gender. The Enrolments by State, Age, and Gender are presented on Tables 1.14 - 1.22

Table 1.5: Enrolment in Public ECCDE/Pre-Primary Schools by State, Location and Gender: 2020/2021

State	Rural			Urban			Both		
	Male	Female	Total	Male	Female	Total	Male	Female	Total
Abia	25,699	17,571	43,270	17,620	25,549	43,169	43,319	43,120	86,439
Adamawa	15,145	15,262	30,407	8,344	8,925	17,269	23,489	24,187	47,676
Akwa-Ibom	120,662	128,330	248,992	37,495	42,496	79,991	158,157	170,826	328,983
Anambra	32,032	29,848	61,880	15,050	13,934	28,984	47,082	43,782	90,864
Bauchi	11,234	6,613	17,847	15,001	18,406	33,407	26,235	25,019	51,254
Bayelsa	1,775	1,686	3,461	2,184	2,280	4,464	3,959	3,966	7,925
Benue	6,751	5,871	12,622	2,214	2,022	4,236	8,965	7,893	16,858
Borno	8,401	9,124	17,525	16,860	18,588	35,448	25,261	27,712	52,973
Cross River	13,731	11,424	25,155	10,814	12,237	23,051	24,545	23,661	48,206
Delta	15,059	15,154	30,213	10,160	9,743	19,903	25,219	24,897	50,116
Ebonyi	7,853	7,636	15,489	10,304	10,392	20,696	18,157	18,028	36,185
Edo	19,048	21,782	40,830	6,930	7,527	14,457	25,978	29,309	55,287
Ekiti	9,094	8,858	17,952	7,898	7,781	15,679	16,992	16,639	33,631
Enugu	29,663	29,308	58,971	4,936	4,752	9,688	34,599	34,060	68,659
FCT	11,759	10,684	22,443	7,158	6,871	14,029	18,917	17,555	36,472
Gombe	12,521	11,012	23,533	6,992	6,788	13,780	19,513	17,800	37,313
Imo	87,046	103,843	190,889	28,097	22,983	51,080	115,143	126,826	241,969
Jigawa	73,298	75,566	148,864	18,881	19,189	38,070	92,179	94,755	186,934
Kaduna	98,722	89,104	187,826	32,223	31,091	63,314	130,945	120,195	251,140
Kano	122,911	115,100	238,011	75,860	75,106	150,966	198,771	190,206	388,977
Katsina	76,620	77,777	154,397	26,235	27,891	54,126	102,855	105,668	208,523
Kebbi	8,463	5,838	14,301	6,840	6,140	12,980	15,303	11,978	27,281
Kogi	950	1,044	1,994	1,549	1,534	3,083	2,499	2,578	5,077
Kwara	9,992	9,688	19,680	11,027	10,903	21,930	21,019	20,591	41,610
Lagos	2,793	2,817	5,610	20,784	19,963	40,747	23,577	22,780	46,357
Nassarawa	6,871	5,323	12,194	5,494	4,489	9,983	12,365	9,812	22,177
Niger	20,523	18,315	38,838	14,627	14,041	28,668	35,150	32,356	67,506
Ogun	14,072	13,358	27,430	20,856	19,313	40,169	34,928	32,671	67,599
Ondo	24,020	26,183	50,203	14,677	15,484	30,161	38,697	41,667	80,364
Osun	272	280	552	1,229	1,280	2,509	1,501	1,560	3,061
Oyo	162,838	172,866	335,704	249	316	565	163,087	173,182	336,269
Plateau	34,211	34,931	69,142	4,227	4,205	8,432	38,438	39,136	77,574
Rivers	13,570	13,717	27,287	8,059	7,432	15,491	21,629	21,149	42,778
Sokoto	30,915	26,712	57,627	19,045	17,123	36,168	49,960	43,835	93,795
Taraba	6,123	6,019	12,142	4,106	3,904	8,010	10,229	9,923	20,152
Yobe	10,642	10,218	20,860	10,957	9,826	20,783	21,599	20,044	41,643
Zamfara	3,348	3,644	6,992	2,750	3,648	6,398	6,098	7,292	13,390
National	1,148,627	1,142,506	2,291,133	507,732	514,152	1,021,884	1,656,359	1,656,658	3,313,017

Table 1.6: Enrolment in Private ECCDE/Pre-Primary Schools by State, Location and Gender: 2020/2021

State	Rural			Urban			Both		
	Male	Female	Total	Male	Female	Total	Male	Female	Total
Abia	28,346	28,848	57,194	20,964	20,935	41,899	49,310	49,783	99,093
Adamawa	18,591	17,688	36,279	23,469	22,413	45,882	42,060	40,101	82,161
Akwa-Ibom	81,930	89,365	171,295	38,131	40,927	79,058	120,061	130,292	250,353
Anambra	50,511	51,023	101,534	54,764	54,314	109,078	105,275	105,337	210,612
Bauchi	16,674	16,022	32,696	20,819	21,123	41,942	37,493	37,145	74,638
Bayelsa	17,393	20,461	37,854	46,998	54,497	101,495	64,391	74,958	139,349
Benue	13,579	13,197	26,776	9,583	9,068	18,651	23,162	22,265	45,427
Borno	4,062	3,943	8,005	21,621	23,048	44,669	25,683	26,991	52,674
Cross River	33,668	36,688	70,356	26,550	29,569	56,119	60,218	66,257	126,475
Delta	21,960	21,697	43,657	42,652	42,928	85,580	64,612	64,625	129,237
Ebonyi	9,908	10,659	20,567	9,908	10,661	20,569	19,816	21,320	41,136
Edo	1,357	1,295	2,652	2,382	2,417	4,799	3,739	3,712	7,451
Ekiti	4,233	4,428	8,661	7,739	7,732	15,471	11,972	12,160	24,132
Enugu	46,983	51,307	98,290	27,393	28,174	55,567	74,376	79,481	153,857
FCT	55,228	51,956	107,184	2,863	2,834	5,697	58,091	54,790	112,881
Gombe	8,425	7,932	16,357	9,631	9,219	18,850	18,056	17,151	35,207
Imo	43,230	43,135	86,365	13,331	13,066	26,397	56,561	56,201	112,762
Jigawa	6,123	5,926	12,049	6,125	5,926	12,051	12,248	11,852	24,100
Kaduna	51,563	41,518	93,081	37,548	37,781	75,329	89,111	79,299	168,410
Kano	58,690	54,608	113,298	35,282	36,627	71,909	93,972	91,235	185,207
Katsina	7,311	6,633	13,944	23,083	21,931	45,014	30,394	28,564	58,958
Kebbi	1,968	1,947	3,915	5,409	5,772	11,181	7,377	7,719	15,096
Kogi	418	395	813	714	698	1,412	1,132	1,093	2,225
Kwara	11,690	12,061	23,751	35,336	36,450	71,786	47,026	48,511	95,537
Lagos*	90,162	89,694	179,856	167,444	166,574	334,018	257,606	256,268	513,874
Nassarawa	8,483	8,109	16,592	24,207	24,170	48,377	32,690	32,279	64,969
Niger	12,929	11,731	24,660	23,158	22,173	45,331	36,087	33,904	69,991
Ogun	49,420	50,589	100,009	69,913	70,871	140,784	119,333	121,460	240,793
Ondo	14,366	14,575	28,941	14,368	14,577	28,945	28,734	29,151	57,885
Osun	19,684	18,293	37,977	48,521	43,891	92,412	68,205	62,184	130,389
Oyo	30,468	30,675	61,143	83,468	85,056	168,524	113,936	115,731	229,667
Plateau	7,341	7,176	14,517	7,543	7,470	15,013	14,884	14,646	29,530
Rivers	25,933	25,966	51,899	30,465	30,664	61,129	56,398	56,630	113,028
Sokoto	2,514	2,221	4,735	9,266	8,587	17,853	11,780	10,808	22,588
Taraba	15,475	15,231	30,706	18,568	18,257	36,825	34,043	33,488	67,531
Yobe	2,434	2,529	4,963	3,646	3,790	7,436	6,080	6,319	12,399
Zamfara	10,251	10,610	20,861	6,830	7,072	13,902	17,081	17,682	34,763
National	883,301	880,130	1,763,431	1,029,692	1,041,262	2,070,954	1,912,993	1,921,392	3,834,385

*Lagos From 2019/2020 Digest

Table 1.7: Enrolment in Public and Private ECCDE/Pre-Primary Schools by State, Location and Gender: 2020/2021

State	Rural			Urban			Both		
	Male	Female	Total	Male	Female	Total	Male	Female	Total
Abia	54,045	46,419	100,464	38,584	46,484	85,068	92,629	92,903	185,532
Adamawa	33,736	32,950	66,686	31,813	31,338	63,151	65,549	64,288	129,837
Akwa-Ibom	202,592	217,695	420,287	75,626	83,423	159,049	278,218	301,118	579,336
Anambra	82,543	80,871	163,414	69,814	68,248	138,062	152,357	149,119	301,476
Bauchi	27,908	22,635	50,543	35,820	39,529	75,349	63,728	62,164	125,892
Bayelsa	19,168	22,147	41,315	49,182	56,777	105,959	68,350	78,924	147,274
Benue	20,330	19,068	39,398	11,797	11,090	22,887	32,127	30,158	62,285
Borno	12,463	13,067	25,530	38,481	41,636	80,117	50,944	54,703	105,647
Cross River	47,399	48,112	95,511	37,364	41,806	79,170	84,763	89,918	174,681
Delta	37,019	36,851	73,870	52,812	52,671	105,483	89,831	89,522	179,353
Ebonyi	17,761	18,295	36,056	20,212	21,053	41,265	37,973	39,348	77,321
Edo	20,405	23,077	43,482	9,312	9,944	19,256	29,717	33,021	62,738
Ekiti	13,327	13,286	26,613	15,637	15,513	31,150	28,964	28,799	57,763
Enugu	76,646	80,615	157,261	32,329	32,926	65,255	108,975	113,541	222,516
FCT	66,987	62,640	129,627	10,021	9,705	19,726	77,008	72,345	149,353
Gombe	20,946	18,944	39,890	16,623	16,007	32,630	37,569	34,951	72,520
Imo	130,276	146,978	277,254	41,428	36,049	77,477	171,704	183,027	354,731
Jigawa	79,421	81,492	160,913	25,006	25,115	50,121	104,427	106,607	211,034
Kaduna	150,285	130,622	280,907	69,771	68,872	138,643	220,056	199,494	419,550
Kano	181,601	169,708	351,309	111,142	111,733	222,875	292,743	281,441	574,184
Katsina	83,931	84,410	168,341	49,318	49,822	99,140	133,249	134,232	267,481
Kebbi	10,431	7,785	18,216	12,249	11,912	24,161	22,680	19,697	42,377
Kogi	1,368	1,439	2,807	2,263	2,232	4,495	3,631	3,671	7,302
Kwara	21,682	21,749	43,431	46,363	47,353	93,716	68,045	69,102	137,147
Lagos	92,955	92,511	185,466	188,228	186,537	374,765	281,183	279,048	560,231
Nassarawa	15,354	13,432	28,786	29,701	28,659	58,360	45,055	42,091	87,146
Niger	33,452	30,046	63,498	37,785	36,214	73,999	71,237	66,260	137,497
Ogun	63,492	63,947	127,439	90,769	90,184	180,953	154,261	154,131	308,392
Ondo	38,386	40,758	79,144	29,045	30,061	59,106	67,431	70,818	138,249
Osun	19,956	18,573	38,529	49,750	45,171	94,921	69,706	63,744	133,450
Oyo	193,306	203,541	396,847	83,717	85,372	169,089	277,023	288,913	565,936
Plateau	41,552	42,107	83,659	11,770	11,675	23,445	53,322	53,782	107,104
Rivers	39,503	39,683	79,186	38,524	38,096	76,620	78,027	77,779	155,806
Sokoto	33,429	28,933	62,362	28,311	25,710	54,021	61,740	54,643	116,383
Taraba	21,598	21,250	42,848	22,674	22,161	44,835	44,272	43,411	87,683
Yobe	13,076	12,747	25,823	14,603	13,616	28,219	27,679	26,363	54,042
Zamfara	13,599	14,254	27,853	9,580	10,720	20,300	23,179	24,974	48,153
National	2,031,928	2,022,636	4,054,564	1,537,424	1,555,414	3,092,838	3,569,352	3,578,050	7,147,402

Table 1.8: Enrolment in Public ECCDE/Pre-Primary Schools in Rural by State, Class and Gender: 2020/2021

State	Play Group		Nursery 1		Nursery 2		Nursery 3/1-year Pre-Primary		Total		
	Male	Female	Male	Female	Male	Female	Male	Female	Male	Female	Total
Abia	2,292	910	7,056	3,929	7,410	5,710	8,941	7,022	25,699	17,571	43,270
Adamawa	3,983	3,796	1,349	1,395	5,710	5,822	4,103	4,249	15,145	15,262	30,407
Akwa Ibom	16,572	15,987	33,785	36,673	36,071	38,767	34,234	36,903	120,662	128,330	248,992
Anambra	3,819	2,752	11,417	11,068	8,112	7,907	8,684	8,121	32,032	29,848	61,880
Bauchi	872	531	7,118	2,518	1,596	2,668	1,648	896	11,234	6,613	17,847
Bayelsa	190	162	763	909	783	546	39	69	1,775	1,686	3,461
Benue	691	834	2,080	2,166	3,240	2,036	740	835	6,751	5,871	12,622
Borno	508	294	3,243	3,884	3,223	3,606	1,427	1,340	8,401	9,124	17,525
Cross Rivers	1,268	1,207	4,628	4,109	4,026	2,641	3,809	3,467	13,731	11,424	25,155
Delta	1,005	1,110	5,596	5,839	5,312	5,072	3,146	3,133	15,059	15,154	30,213
Ebonyi	329	639	3,059	3,486	2,369	1,538	2,096	1,973	7,853	7,636	15,489
Edo	814	1,287	4,019	4,502	7,656	8,666	6,559	7,327	19,048	21,782	40,830
Ekiti	3,231	3,235	2,983	2,885	2,224	2,202	656	536	9,094	8,858	17,952
Enugu	2,147	2,262	10,004	9,889	8,371	8,211	9,141	8,946	29,663	29,308	58,971
FCT	623	687	4,774	4,287	4,584	4,291	1,778	1,419	11,759	10,684	22,443
Gombe	1,321	1,298	5,369	4,538	3,807	3,427	2,024	1,749	12,521	11,012	23,533
Imo	753	4,251	30,257	29,805	33,347	34,071	22,689	35,716	87,046	103,843	190,889
Jigawa	5,909	5,718	1,018	964	449	483	65,922	68,401	73,298	75,566	148,864
Kaduna	409	666	39,678	37,662	29,218	28,553	29,417	22,223	98,722	89,104	187,826
Kano	15,332	14,170	13,381	14,565	7,858	9,344	86,340	77,021	122,911	115,100	238,011
Katsina	2,028	1,996	32,835	33,955	14,709	14,467	27,048	27,359	76,620	77,777	154,397
Kebbi	2,878	2,151	2,935	1,893	1,111	805	1,539	989	8,463	5,838	14,301
Kogi	55	58	494	506	278	353	123	127	950	1,044	1,994
Kwara	3,670	3,700	2,268	2,160	1,607	1,563	2,447	2,265	9,992	9,688	19,680
Lagos	88	220	836	825	976	932	893	840	2,793	2,817	5,610
Nasarawa	1,676	1,282	2,777	2,177	1,643	1,235	775	629	6,871	5,323	12,194
Niger	10,769	9,411	3,457	3,285	2,358	2,083	3,939	3,536	20,523	18,315	38,838
Ogun	1,812	1,768	4,745	4,393	6,521	6,178	994	1,019	14,072	13,358	27,430
Ondo	20,102	22,114	1,367	1,497	1,153	1,159	1,398	1,413	24,020	26,183	50,203
Osun	189	186	26	23	12	17	45	54	272	280	552
Oyo	117	117	28,997	31,910	53,955	53,676	79,769	87,163	162,838	172,866	335,704
Plateau	9,142	10,152	10,837	10,684	8,039	8,007	6,193	6,088	34,211	34,931	69,142
Rivers	1,544	1,559	4,705	4,682	3,904	3,924	3,417	3,552	13,570	13,717	27,287
Sokoto	3,216	2,856	7,858	6,855	4,918	4,580	14,923	12,421	30,915	26,712	57,627
Taraba	1,613	1,645	1,749	1,743	1,552	1,451	1,209	1,180	6,123	6,019	12,142
Yobe	2,486	2,132	5,486	5,561	354	273	2,316	2,252	10,642	10,218	20,860
Zamfara	409	666	1,272	1,213	855	912	812	853	3,348	3,644	6,992
National	123,862	123,809	304,221	298,435	279,311	277,176	441,233	443,086	1,148,627	1,142,506	2,291,133

Table 1.9: Enrolment in Private ECCDE/Pre-Primary Schools in Rural by State, Class and Gender: 2020/2021

State	Play Group		Nursery 1		Nursery 2		Nursery 3/1-year Pre-Primary		Total		
	Male	Female	Male	Female	Male	Female	Male	Female	Male	Female	Total
Abia	5,506	5,724	8,461	8,520	7,699	7,772	6,680	6,832	28,346	28,848	57,194
Adamawa	3,510	3,192	1,061	1,097	7,496	7,142	6,524	6,257	18,591	17,688	36,279
Akwa Ibom	18,682	22,124	28,850	26,964	22,633	25,057	11,765	15,220	81,930	89,365	171,295
Anambra	15,111	15,286	12,294	12,346	11,683	11,577	11,423	11,814	50,511	51,023	101,534
Bauchi	1,350	1,373	6,265	6,026	5,755	5,519	3,304	3,104	16,674	16,022	32,696
Bayelsa	2,859	2,898	4,767	6,301	3,741	4,818	6,026	6,444	17,393	20,461	37,854
Benue	2,095	1,966	4,938	4,655	4,506	4,442	2,040	2,134	13,579	13,197	26,776
Borno	305	382	1,386	1,364	1,335	1,276	1,036	921	4,062	3,943	8,005
Cross Rivers	12,974	14,184	7,819	9,219	7,332	7,552	5,543	5,733	33,668	36,688	70,356
Delta	4,613	4,625	6,071	6,103	6,589	6,203	4,687	4,766	21,960	21,697	43,657
Ebonyi	1,263	1,366	3028	3259	2,827	3,083	2,790	2,951	9,908	10,659	20,567
Edo	213	203	424	377	397	378	323	337	1,357	1,295	2,652
Ekiti	2,044	2,097	951	1,107	1,012	1,019	226	205	4,233	4,428	8,661
Enugu	7,550	7,798	12,870	14,053	13,119	14,601	13,444	14,855	46,983	51,307	98,290
FCT	13,703	14,138	15,496	15,049	19,457	16,187	6,572	6,582	55,228	51,956	107,184
Gombe	1,041	968	3,298	3,162	3,160	2,942	926	860	8,425	7,932	16,357
Imo	5,278	5,419	14,137	14,136	11,289	11,078	12,526	12,502	43,230	43,135	86,365
Jigawa	426	415	2,553	2,513	2,238	2,059	906	939	6,123	5,926	12,049
Kaduna	7,535	7,437	13,792	14,631	13,692	13,889	16,544	5,561	51,563	41,518	93,081
Kano	10,237	9,589	18,978	20,480	15,287	15,784	14,188	8,755	58,690	54,608	113,298
Katsina	1,257	1,216	3,124	2,827	2,462	2,197	468	393	7,311	6,633	13,944
Kebbi	249	223	721	730	619	580	379	414	1,968	1,947	3,915
Kogi	71	90	117	108	118	104	112	93	418	395	813
Kwara	4,272	5,322	3,264	2,660	3,043	2,851	1,111	1,228	11,690	12,061	23,751
Lagos*	44,655	43,540	22,456	22,458	21,996	22,694	1,055	1,002	90,162	89,694	179,856
Nasarawa	2,145	1,974	1,817	1,737	2,549	2,471	1,972	1,927	8,483	8,109	16,592
Niger	5,571	5,041	4,207	3,724	934	925	2,217	2,041	12,929	11,731	24,660
Ogun	17,256	17,626	14,208	14,653	14,372	14,752	3,584	3,558	49,420	50,589	100,009
Ondo	3,786	3,865	3,276	3,283	3,695	3,759	3,609	3,668	14,366	14,575	28,941
Osun	14,145	12,057	1,637	1,436	718	1,540	3,184	3,260	19,684	18,293	37,977
Oyo	13,163	13,158	7,540	7,631	6,878	7,009	2,887	2,877	30,468	30,675	61,143
Plateau	2,658	2,510	1,831	1,868	1,810	1,641	1,042	1,157	7,341	7,176	14,517
Rivers	8516	8456	6321	6456	6256	6168	4840	4886	25,933	25,966	51,899
Sokoto	161	114	950	829	938	861	465	417	2,514	2,221	4,735
Taraba	2,919	3,007	5,436	5,348	4,903	4,618	2,217	2,258	15,475	15,231	30,706
Yobe	420	410	1,489	1,573	49	58	476	488	2,434	2,529	4,963
Zamfara	2,330	2,379	2,666	2,651	2,634	2,652	2,621	2,928	10,251	10,610	20,861
National	239,869	242,172	248,499	251,334	235,221	237,258	159,712	149,366	883,301	880,130	1,763,431

*Lagos From 2019/2020 Digest

Table 1.10: Enrolment in Public and Private ECCDE/Pre-Primary Schools in Rural by State, Class and Gender: 2020/2021

State	Play Group		Nursery 1		Nursery 2		Nursery 3/1-year Pre-Primary		Total		
	Male	Female	Male	Female	Male	Female	Male	Female	Male	Female	Total
Abia	7,798	6,634	15,517	12,449	15,109	13,482	15,621	13,854	54,045	46,419	100,464
Adamawa	7,493	6,988	2,410	2,492	13,206	12,964	10,627	10,506	33,736	32,950	66,686
Akwa Ibom	35,254	38,111	62,635	63,637	58,704	63,824	45,999	52,123	202,592	217,695	420,287
Anambra	18,930	18,038	23,711	23,414	19,795	19,484	20,107	19,935	82,543	80,871	163,414
Bauchi	2,222	1,904	13,383	8,544	7,351	8,187	4,952	4,000	27,908	22,635	50,543
Bayelsa	3,049	3,060	5,530	7,210	4,524	5,364	6,065	6,513	19,168	22,147	41,315
Benue	2,786	2,800	7,018	6,821	7,746	6,478	2,780	2,969	20,330	19,068	39,398
Borno	813	676	4,629	5,248	4,558	4,882	2,463	2,261	12,463	13,067	25,530
Cross Rivers	14,242	15,391	12,447	13,328	11,358	10,193	9,352	9,200	47,399	48,112	95,511
Delta	5,618	5,735	11,667	11,942	11,901	11,275	7,833	7,899	37,019	36,851	73,870
Ebonyi	1,592	2,005	6,087	6,745	5,196	4,621	4,886	4,924	17,761	18,295	36,056
Edo	1,027	1,490	4,443	4,879	8,053	9,044	6,882	7,664	20,405	23,077	43,482
Ekiti	5,275	5,332	3,934	3,992	3,236	3,221	882	741	13,327	13,286	26,613
Enugu	9,697	10,060	22,874	23,942	21,490	22,812	22,585	23,801	76,646	80,615	157,261
FCT	14,326	14,825	20,270	19,336	24,041	20,478	8,350	8,001	66,987	62,640	129,627
Gombe	2,362	2,266	8,667	7,700	6,967	6,369	2,950	2,609	20,946	18,944	39,890
Imo	6,031	9,670	44,394	43,941	44,636	45,149	35,215	48,218	130,276	146,978	277,254
Jigawa	6,335	6,133	3,571	3,477	2,687	2,542	66,828	69,340	79,421	81,492	160,913
Kaduna	7,944	8,103	53,470	52,293	42,910	42,442	45,961	27,784	150,285	130,622	280,907
Kano	25,569	23,759	32,359	35,045	23,145	25,128	100,528	85,776	181,601	169,708	351,309
Katsina	3,285	3,212	35,959	36,782	17,171	16,664	27,516	27,752	83,931	84,410	168,341
Kebbi	3,127	2,374	3,656	2,623	1,730	1,385	1,918	1,403	10,431	7,785	18,216
Kogi	126	148	611	614	396	457	235	220	1,368	1,439	2,807
Kwara	7,942	9,022	5,532	4,820	4,650	4,414	3,558	3,493	21,682	21,749	43,431
Lagos	44,743	43,760	23,292	23,283	22,972	23,626	1,948	1,842	92,955	92,511	185,466
Nasarawa	3,821	3,256	4,594	3,914	4,192	3,706	2,747	2,556	15,354	13,432	28,786
Niger	16,340	14,452	7,664	7,009	3,292	3,008	6,156	5,577	33,452	30,046	63,498
Ogun	19,068	19,394	18,953	19,046	20,893	20,930	4,578	4,577	63,492	63,947	127,439
Ondo	23,888	25,979	4,643	4,780	4,848	4,918	5,007	5,081	38,386	40,758	79,144
Osun	14,334	12,243	1,663	1,459	730	1,557	3,229	3,314	19,956	18,573	38,529
Oyo	13,280	13,275	36,537	39,541	60,833	60,685	82,656	90,040	193,306	203,541	396,847
Plateau	11,800	12,662	12,668	12,552	9,849	9,648	7,235	7,245	41,552	42,107	83,659
Rivers	10,060	10,015	11,026	11,138	10,160	10,092	8,257	8,438	39,503	39,683	79,186
Sokoto	3,377	2,970	8,808	7,684	5,856	5,441	15,388	12,838	33,429	28,933	62,362
Taraba	4,532	4,652	7,185	7,091	6,455	6,069	3,426	3,438	21,598	21,250	42,848
Yobe	2,906	2,542	6,975	7,134	403	331	2,792	2,740	13,076	12,747	25,823
Zamfara	2,739	3,045	3,938	3,864	3,489	3,564	3,433	3,781	13,599	14,254	27,853
National	363,731	365,981	552,720	549,769	514,532	514,434	600,945	592,452	2,031,928	2,022,636	4,054,564

Table 1.11: Enrolment in Public ECDE/Pre-Primary Schools in Urban by State, Class and Gender: 2020/2021

State	Play Group		Nursery 1		Nursery 2		Nursery 3/1-year Pre-Primary		Total		
	Male	Female	Male	Female	Male	Female	Male	Female	Male	Female	Total
Abia	2,988	4,376	6,090	8,804	5,217	7,137	3,325	5,232	17,620	25,549	43,169
Adamawa	1,175	1,261	281	361	3,656	3,946	3,232	3,357	8,344	8,925	17,269
Akwa Ibom	3,367	6,709	11,794	12,511	12,230	12,513	10,104	10,763	37,495	42,496	79,991
Anambra	1,706	1,305	5,068	4,740	3,981	3,808	4,295	4,081	15,050	13,934	28,984
Bauchi	705	858	4,723	9,373	7,696	5,731	1,877	2,444	15,001	18,406	33,407
Bayelsa	102	230	749	700	481	471	852	879	2,184	2,280	4,464
Benue	598	527	1,041	951	17	18	558	526	2,214	2,022	4,236
Borno	756	830	6,464	7,194	6,164	6,699	3,476	3,865	16,860	18,588	35,448
Cross Rivers	1,708	1,936	3,303	4,098	3,852	4,018	1,951	2,185	10,814	12,237	23,051
Delta	702	632	3,496	3,347	3,199	3,035	2,763	2,729	10,160	9,743	19,903
Ebonyi	944	816	3,386	3,184	3,302	3,210	2,672	3,182	10,304	10,392	20,696
Edo	416	545	1,305	1,459	2,582	2,901	2,627	2,622	6,930	7,527	14,457
Ekiti	2,633	2,715	2,628	2,604	2,222	2,210	415	252	7,898	7,781	15,679
Enugu	278	267	1,619	1,591	1,443	1,372	1,596	1,522	4,936	4,752	9,688
FCT	447	390	2,479	2,471	2,597	2,705	1,635	1,305	7,158	6,871	14,029
Gombe	682	645	2883	2777	2,618	2,587	809	779	6,992	6,788	13,780
Imo	867	2,468	9,340	10,260	4,733	4,445	13,157	5,810	28,097	22,983	51,080
Jigawa	5,909	5,719	441	427	630	638	11,901	12,405	18,881	19,189	38,070
Kaduna	410	666	14,654	14,849	13,591	13,863	3,568	1,713	32,223	31,091	63,314
Kano	441	1,816	44,338	45,009	24,436	21,701	6,645	6,580	75,860	75,106	150,966
Katsina	761	835	11,452	12,665	7,795	8,129	6,227	6,262	26,235	27,891	54,126
Kebbi	2,389	2,122	2,240	2,103	846	740	1,365	1,175	6,840	6,140	12,980
Kogi	135	121	738	785	551	505	125	123	1,549	1,534	3,083
Kwara	3,751	3,744	3,724	3,546	2,753	2,789	799	824	11,027	10,903	21,930
Lagos*	674	832	6,261	5,918	6,789	6,595	7,060	6,618	20,784	19,963	40,747
Nasarawa	704	541	2,294	1,898	1,686	1,337	810	713	5,494	4,489	9,983
Niger	7,103	6,840	5,202	4,953	876	843	1,446	1,405	14,627	14,041	28,668
Ogun	4,600	4,161	7,334	6,874	7,605	7,166	1,317	1,112	20,856	19,313	40,169
Ondo	13,509	14,393	367	354	199	187	602	550	14,677	15,484	30,161
Osun	887	801	29	42	31	180	282	257	1,229	1,280	2,509
Oyo	133	140	41	53	48	79	27	44	249	316	565
Plateau	888	909	1,404	1,407	1,040	1,021	895	868	4,227	4,205	8,432
Rivers	407	385	2,970	2,733	2,495	2,335	2,187	1,979	8,059	7,432	15,491
Sokoto	1,605	1,409	6,538	5,782	4,189	3,449	6,713	6,483	19,045	17,123	36,168
Taraba	578	628	1,539	1,436	1,425	1,328	564	512	4,106	3,904	8,010
Yobe	1,140	686	6,829	7,067	993	252	1,995	1,821	10,957	9,826	20,783
Zamfara	410	666	672	1,213	855	913	813	856	2,750	3,648	6,398
National	66,508	73,924	185,716	195,539	144,823	140,856	110,685	103,833	507,732	514,152	1,021,884

Table 1.12: Enrolment in Private ECCDE/Pre-Primary Schools in Urban by State, Class and Gender: 2020/2021

State	Play Group		Nursery 1		Nursery 2		Nursery 3/1-year Pre-Primary		Total		
	Male	Female	Male	Female	Male	Female	Male	Female	Male	Female	Total
Abia	5,174	5,223	5,789	5,758	5,318	5,259	4,683	4,695	20,964	20,935	41,899
Adamawa	3,672	3,489	1,372	1,333	9,510	9,181	8,915	8,410	23,469	22,413	45,882
Akwa Ibom	9,227	11,131	14,036	12,358	10,297	11,304	4,571	6,134	38,131	40,927	79,058
Anambra	17,298	17,243	13,192	13,019	12,100	12,078	12,174	11,974	54,764	54,314	109,078
Bauchi	2,438	2,712	7,779	7,726	7,225	7,311	3,377	3,374	20,819	21,123	41,942
Bayelsa	8,167	8,520	13,379	17,175	10,918	13,330	14,534	15,472	46,998	54,497	101,495
Benue	1,495	1,517	3,240	3,088	3,280	3,062	1,568	1,401	9,583	9,068	18,651
Borno	2,019	2,339	6,949	7,309	6,701	7,229	5,952	6,171	21,621	23,048	44,669
Cross Rivers	9,425	10,455	6,389	7,763	6,524	6,677	4,212	4,674	26,550	29,569	56,119
Delta	9,299	9,173	11,585	11,808	12,230	12,284	9,538	9,663	42,652	42,928	85,580
Ebonyi	1,263	1,367	3,028	3,259	2,827	3,083	2,790	2,952	9,908	10,661	20,569
Edo	572	610	667	678	687	680	456	449	2,382	2,417	4,799
Ekiti	3,624	3,738	1,892	1,811	1,763	1,707	460	476	7,739	7,732	15,471
Enugu	4,295	4,516	7,630	7,777	7,828	7,975	7,640	7,906	27,393	28,174	55,567
FCT	645	618	801	832	898	891	519	493	2,863	2,834	5,697
Gombe	865	873	4,045	4,016	3,891	3,701	830	629	9,631	9,219	18,850
Imo	2,261	2,107	3,901	3,755	3,511	3,529	3,658	3,675	13,331	13,066	26,397
Jigawa	426	415	2,554	2,513	2,239	2,059	906	939	6,125	5,926	12,051
Kaduna	8,328	8,235	10,947	10,707	11,183	11,124	7,090	7,715	37,548	37,781	75,329
Kano	7,159	7,623	13,348	13,867	11,760	12,309	3,015	2,828	35,282	36,627	71,909
Katsina	5,191	4,929	8,501	8,005	7,590	7,046	1,801	1,951	23,083	21,931	45,014
Kebbi	330	315	1,934	1,773	2,009	2,792	1,136	892	5,409	5,772	11,181
Kogi	226	229	215	206	229	232	44	31	714	698	1,412
Kwara	12,163	16,773	9,715	7,872	10,327	9,129	3,131	2,676	35,336	36,450	71,786
Lagos*	82,930	80,859	41,704	41,709	40,851	42,146	1,959	1,860	167,444	166,574	334,018
Nasarawa	7,254	7,263	5,080	5,214	6,557	6,481	5,316	5,212	24,207	24,170	48,377
Niger	9,534	9,048	7,723	7,323	1,524	1,452	4,377	4,350	23,158	22,173	45,331
Ogun	24,819	24,921	20,047	20,784	19,546	19,962	5,501	5,204	69,913	70,871	140,784
Ondo	3,786	3,865	3,276	3,284	3,696	3,760	3,610	3,668	14,368	14,577	28,945
Osun	34,401	27,893	4,619	3,602	1,541	4,283	7,960	8,113	48,521	43,891	92,412
Oyo	34,836	35,681	20,410	20,687	19,778	20,037	8,444	8,651	83,468	85,056	168,524
Plateau	2,594	2,524	1,672	1,742	1,676	1,698	1,601	1,506	7,543	7,470	15,013
Rivers	8,933	9,149	8,308	8,301	8,312	8,165	4,912	5,049	30,465	30,664	61,129
Sokoto	317	321	3,402	3,060	3,444	3,196	2,103	2,010	9,266	8,587	17,853
Taraba	2,945	2,982	6,343	6,253	6,423	6,326	2,857	2,696	18,568	18,257	36,825
Yobe	628	614	2,233	2,358	73	86	712	732	3,646	3,790	7,436
Zamfara	1,552	1,586	1,777	1,766	1,755	1,768	1,746	1,952	6,830	7,072	13,902
National	330,091	330,856	279,482	280,491	266,021	273,332	154,098	156,583	1,029,692	1,041,262	2,070,954

*Lagos From 2019/2020 Digest

Table 1.13: Enrolment in Public and Private ECCDE/Pre-Primary Schools in Urban by State, Class and Gender: 2020/2021

State	Play Group		Nursery 1		Nursery 2		Nursery 3/1-year Pre-Primary		Total		
	Male	Female	Male	Female	Male	Female	Male	Female	Male	Female	Total
Abia	8,162	9,599	11,879	14,562	10,535	12,396	8,008	9,927	38,584	46,484	85,068
Adamawa	4,847	4,750	1,653	1,694	13,166	13,127	12,147	11,767	31,813	31,338	63,151
Akwa Ibom	12,594	17,840	25,830	24,869	22,527	23,817	14,675	16,897	75,626	83,423	159,049
Anambra	19,004	18,548	18,260	17,759	16,081	15,886	16,469	16,055	69,814	68,248	138,062
Bauchi	3,143	3,570	12,502	17,099	14,921	13,042	5,254	5,818	35,820	39,529	75,349
Bayelsa	8,269	8,750	14,128	17,875	11,399	13,801	15,386	16,351	49,182	56,777	105,959
Benue	2,093	2,044	4,281	4,039	3,297	3,080	2,126	1,927	11,797	11,090	22,887
Borno	2,775	3,169	13,413	14,503	12,865	13,928	9,428	10,036	38,481	41,636	80,117
Cross Rivers	11,133	12,391	9,692	11,861	10,376	10,695	6,163	6,859	37,364	41,806	79,170
Delta	10,001	9,805	15,081	15,155	15,429	15,319	12,301	12,392	52,812	52,671	105,483
Ebonyi	2,207	2,183	6,414	6,443	6,129	6,293	5,462	6,134	20,212	21,053	41,265
Edo	988	1,155	1,972	2,137	3,269	3,581	3,083	3,071	9,312	9,944	19,256
Ekiti	6,257	6,453	4,520	4,415	3,985	3,917	875	728	15,637	15,513	31,150
Enugu	4,573	4,783	9,249	9,368	9,271	9,347	9,236	9,428	32,329	32,926	65,255
FCT	1,092	1,008	3,280	3,303	3,495	3,596	2,154	1,798	10,021	9,705	19,726
Gombe	1,547	1,518	6,928	6,793	6,509	6,288	1,639	1,408	16,623	16,007	32,630
Imo	3,128	4,575	13,241	14,015	8,244	7,974	16,815	9,485	41,428	36,049	77,477
Jigawa	6,335	6,134	2,995	2,940	2,869	2,697	12,807	13,344	25,006	25,115	50,121
Kaduna	8,738	8,901	25,601	25,556	24,774	24,987	10,658	9,428	69,771	68,872	138,643
Kano	7,600	9,439	57,686	58,876	36,196	34,010	9,660	9,408	111,142	111,733	222,875
Katsina	5,952	5,764	19,953	20,670	15,385	15,175	8,028	8,213	49,318	49,822	99,140
Kebbi	2,719	2,437	4,174	3,876	2,855	3,532	2,501	2,067	12,249	11,912	24,161
Kogi	361	350	953	991	780	737	169	154	2,263	2,232	4,495
Kwara	15,914	20,517	13,439	11,418	13,080	11,918	3,930	3,500	46,363	47,353	93,716
Lagos*	83,604	81,691	47,965	47,627	47,640	48,741	9,019	8,478	188,228	186,537	374,765
Nasarawa	7,958	7,804	7,374	7,112	8,243	7,818	6,126	5,925	29,701	28,659	58,360
Niger	16,637	15,888	12,925	12,276	2,400	2,295	5,823	5,755	37,785	36,214	73,999
Ogun	29,419	29,082	27,381	27,658	27,151	27,128	6,818	6,316	90,769	90,184	180,953
Ondo	17,295	18,258	3,643	3,638	3,895	3,947	4,212	4,218	29,045	30,061	59,106
Osun	35,288	28,694	4,648	3,644	1,572	4,463	8,242	8,370	49,750	45,171	94,921
Oyo	34,969	35,821	20,451	20,740	19,826	20,116	8,471	8,695	83,717	85,372	169,089
Plateau	3,482	3,433	3,076	3,149	2,716	2,719	2,496	2,374	11,770	11,675	23,445
Rivers	9,340	9,534	11,278	11,034	10,807	10,500	7,099	7,028	38,524	38,096	76,620
Sokoto	1,922	1,730	9,940	8,842	7,633	6,645	8,816	8,493	28,311	25,710	54,021
Taraba	3,523	3,610	7,882	7,689	7,848	7,654	3,421	3,208	22,674	22,161	44,835
Yobe	1,768	1,300	9,062	9,425	1,066	338	2,707	2,553	14,603	13,616	28,219
Zamfara	1,962	2,252	2,449	2,979	2,610	2,681	2,559	2,808	9,580	10,720	20,300
National	396,599	404,780	465,198	476,030	410,844	414,188	264,783	260,416	1,537,424	1,555,414	3,092,838

Table 1.14: Enrolment in Public ECCDE/Pre-Primary Schools by State, Grouped Age and Gender: 2018/2019: 2020/2021

State	Below 3 Years		3 Years		3-5 Years		5 Years		Above 5 Years		Total		
	Male	Female	Male	Female	Male	Female	Male	Female	Male	Female	Male	Female	Total
Abia	4,308	4,336	12,523	9,559	37,780	37,680	10,202	11,523	1,231	1,104	43,319	43,120	86,439
Adamawa	15,942	14,404	1,828	2,703	6,158	8,088	2,176	2,507	1,389	1,695	23,489	24,187	47,676
Akwa-Ibom	32,255	35,897	50,334	54,017	121,975	130,835	13,044	14,177	3,927	4,094	158,157	170,826	328,983
Anambra	8,805	7,204	21,613	20,808	34,342	32,872	9,044	8,496	3,935	3,706	47,082	43,782	90,864
Bauchi	3,747	5,559	5,625	5,563	16,867	16,681	3,747	2,779	5,621	2,779	26,235	25,019	51,254
Bayelsa	565	881	850	883	2,546	2,645	565	440	848	440	3,959	3,966	7,925
Benue	1,289	1,361	1,374	1,934	5,929	5,515	1,298	1,527	1,747	1,017	8,965	7,893	16,858
Borno	3,424	3,317	964	1,582	15,921	17,708	6,763	7,696	5,916	6,687	25,261	27,712	52,973
Cross River	3,506	5,258	5,262	5,258	15,780	15,774	3,506	2,629	5,259	2,629	24,545	23,661	48,206
Delta	269	237	8,239	8,394	24,106	23,777	7,300	7,113	844	883	25,219	24,897	50,116
Ebonyi	2,052	2,057	5,066	4,747	14,636	14,459	4,456	4,379	1,469	1,512	18,157	18,028	36,185
Edo	3,711	6,513	5,568	6,515	16,701	19,540	3,711	3,256	5,566	3,256	25,978	29,309	55,287
Ekiti	6,041	6,276	2,825	2,212	9,447	8,992	3,082	3,108	1,504	1,371	16,992	16,639	33,631
Enugu	941	925	12,540	12,378	31,502	31,003	9,043	8,884	2,156	2,132	34,599	34,060	68,659
FCT	2,702	3,901	4,056	3,903	12,162	11,704	2,702	1,950	4,053	1,950	18,917	17,555	36,472
Gombe	436	428	5,633	5,156	16,589	15,067	5,564	4,854	2,488	2,305	19,513	17,800	37,313
Imo	11,763	11,478	18,756	31,593	84,557	97,041	38,912	37,884	18,823	18,307	115,143	126,826	241,969
Jigawa	13,168	21,056	19,755	21,058	59,259	63,171	13,168	10,528	19,752	10,528	92,179	94,755	186,934
Kaduna	18,706	26,710	28,062	26,710	84,180	80,130	18,706	13,355	28,059	13,355	130,945	120,195	251,140
Kano	28,395	42,268	42,597	42,268	127,783	126,804	28,395	21,134	42,593	21,134	198,771	190,206	388,977
Katsina	88	94	5,891	5,381	98,268	101,198	63,671	69,065	4,499	4,376	102,855	105,668	208,523
Kebbi	541	452	7,177	5,751	12,815	10,120	2,662	2,170	1,947	1,406	15,303	11,978	27,281
Kogi	643	698	431	367	1,719	1,744	525	604	137	136	2,499	2,578	5,077
Kwara	3,002	4,575	4,506	4,579	13,513	13,729	3,002	2,287	4,504	2,287	21,019	20,591	41,610
Lagos	3,368	5,062	5,053	5,063	15,157	15,187	3,368	2,531	5,052	2,531	23,577	22,780	46,357
Nassarawa	1,871	1,522	7,069	5,526	9,254	7,277	312	306	1,240	1,013	12,365	9,812	22,177
Niger	11,337	10,348	4,807	4,320	20,618	18,926	7,232	6,882	3,195	3,082	35,150	32,356	67,506
Ogun	4,989	7,260	7,487	7,261	22,455	21,781	4,989	3,630	7,484	3,630	34,928	32,671	67,599
Ondo	1,807	2,205	14,912	16,297	33,415	36,128	14,325	15,414	3,475	3,334	38,697	41,667	80,364
Osun	24	19	853	960	1,471	1,528	335	313	6	13	1,501	1,560	3,061
Oyo	23,298	38,484	34,948	38,487	104,842	115,456	23,298	19,242	34,947	19,242	163,087	173,182	336,269
Plateau	11,507	11,796	5,747	3,095	22,749	21,644	7,752	8,602	4,182	5,696	38,438	39,136	77,574
Rivers	982	989	7,675	7,415	19,678	19,205	5,604	5,531	969	955	21,629	21,149	42,778
Sokoto	1,627	1,409	37,009	32,319	47,261	41,296	4,438	3,892	1,072	1,130	49,960	43,835	93,795
Taraba	669	503	4,472	4,452	8,811	8,682	1,896	1,792	749	738	10,229	9,923	20,152
Yobe	1,638	1,766	8,854	8,514	17,084	15,862	3,910	3,132	2,877	2,416	21,599	20,044	41,643
Zamfara	554	638	2,254	3,246	5,295	6,379	1,384	1,457	249	275	6,098	7,292	13,390
National	229,970	287,886	412,615	420,274	1,192,625	1,215,628	334,087	315,069	233,764	153,144	1,656,359	1,656,658	3,313,017

Table 1.15: Enrolment In Private ECCDE/Pre-Primary Schools By State, Grouped Age And Gender: 2020/2021

State	Below 3 Years		3 Years		3-5 Years		5 Years		Above 5 Years		Total		
	Male	Female	Male	Female	Male	Female	Male	Female	Male	Female	Male	Female	Total
Abia	1,784	1,862	22,509	22,783	45,322	45,758	10,122	10,207	2,204	2,163	49,310	49,783	99,093
Adamawa	6,475	5,120	7,441	9,599	27,539	25,420	11,572	7,898	8,046	9,561	42,060	40,101	82,161
Akwa-Ibom	4,658	5,951	56,988	65,234	113,059	121,943	11,018	11,007	2,344	2,398	120,061	130,292	250,353
Anambra	5,480	5,613	68,988	68,738	92,598	92,470	16,400	16,534	7,197	7,254	105,275	105,337	210,612
Bauchi	5,105	5,030	9,752	9,654	26,527	26,337	7,216	7,215	5,861	5,778	37,493	37,145	74,638
Bayelsa	2,325	3,166	20,433	21,558	51,548	53,774	19,817	20,857	10,518	18,018	64,391	74,958	139,349
Benue	873	868	8,669	8,428	19,588	18,946	5,112	4,866	2,701	2,451	23,162	22,265	45,427
Borno	2,258	2,317	7,947	8,312	20,197	21,433	5,851	6,037	3,228	3,241	25,683	26,991	52,674
Cross River	6,429	6,446	10,911	12,231	39,414	44,809	16,497	17,264	14,375	15,002	60,218	66,257	126,475
Delta	5,270	4,825	42,639	42,996	57,129	57,471	6,431	6,670	2,213	2,329	64,612	64,625	129,237
Ebonyi	2,830	4,737	4,249	4,741	12,740	14,215	2,830	2,368	4,246	2,368	19,816	21,320	41,136
Edo	534	824	802	827	2,404	2,476	534	412	801	412	3,739	3,712	7,451
Ekiti	1,471	1,244	4,087	4,262	9,137	9,603	2,305	2,457	1,364	1,313	11,972	12,160	24,132
Enugu	418	437	26,950	27,966	67,810	71,914	20,229	22,202	6,148	7,130	74,376	79,481	153,857
FCT	11,972	12,586	34,226	30,332	45,888	41,995	655	641	231	209	58,091	54,790	112,881
Gombe	1,477	1,499	5,650	5,510	15,144	14,500	3,902	3,634	1,435	1,152	18,056	17,151	35,207
Imo	5,676	5,619	24,529	24,370	45,806	45,501	11,105	11,096	5,079	5,081	56,561	56,201	112,762
Jigawa	1,015	1,041	9,944	9,506	10,947	10,530	401	384	286	281	12,248	11,852	24,100
Kaduna	3,550	3,291	58,830	49,482	81,434	71,682	10,438	10,326	4,127	4,326	89,111	79,299	168,410
Kano	13,424	20,274	20,139	20,276	60,412	60,824	13,424	10,137	20,136	10,137	93,972	91,235	185,207
Katsina	1,932	2,032	5,379	4,830	26,805	25,283	11,952	12,580	1,657	1,249	30,394	28,564	58,958
Kebbi	614	642	2,210	2,835	5,500	5,753	1,524	1,416	1,263	1,324	7,377	7,719	15,096
Kogi	98	86	369	472	931	921	173	116	103	86	1,132	1,093	2,225
Kwara	16,947	1,373	22,272	27,372	29,786	30,040	2,322	298	293	17,098	47,026	48,511	95,537
Lagos*	89,598	86,419	89,856	96,220	162,026	161,815	13,539	8,621	5,982	8,034	257,606	256,268	513,874
Nassarawa	1,076	1,048	12,985	12,771	30,520	30,165	3,588	3,537	1,094	1,066	32,690	32,279	64,969
Niger	9,813	9,152	4,495	4,167	22,056	20,590	7,643	7,256	4,218	4,162	36,087	33,904	69,991
Ogun	1,010	1,204	60,566	60,379	115,943	117,727	23,375	24,630	2,380	2,529	119,333	121,460	240,793
Ondo	4,104	6,478	6,160	6,478	18,473	19,434	4,104	3,239	6,157	3,239	28,734	29,151	57,885
Osun	4,156	4,503	38,283	31,103	59,135	52,701	9,240	9,517	4,914	4,980	68,205	62,184	130,389
Oyo	20,441	20,256	43,602	45,314	81,939	83,842	19,155	19,112	11,556	11,633	113,936	115,731	229,667
Plateau	4,416	4,344	3,000	3,028	8,721	8,627	2,769	2,703	1,747	1,675	14,884	14,646	29,530
Rivers	7,893	7,857	14,607	14,742	38,933	39,029	9,756	9,949	9,572	9,744	56,398	56,630	113,028
Sokoto	842	748	9,122	8,431	10,832	9,981	274	252	106	79	11,780	10,808	22,588
Taraba	1,260	1,213	12,870	12,797	29,895	29,400	6,814	6,695	2,888	2,875	34,043	33,488	67,531
Yobe	947	725	1,127	1,239	4,259	4,647	1,427	1,578	874	947	6,080	6,319	12,399
Zamfara	511	534	7,549	7,692	15,661	15,872	3,796	3,868	909	1,276	17,081	17,682	34,763
National	248,682	241,364	780,135	786,675	1,506,058	1,507,428	297,310	287,579	158,253	172,600	1,912,993	1,921,392	3,834,385

*Lagos From 2019/2020 Digest

Table 1.16: Enrolment In Public And Private ECCDE/Pre-Primary Schools By State, Grouped Age And Gender: 2020/2021

State	Below 3 Years		3 Years		3-5 Years		5 Years		Above 5 Years		Grand Total		
	Male	Female	Male	Female	Male	Female	Male	Female	Male	Female	Male	Female	Total
Abia	6,092	6,198	35,032	32,342	83,102	83,438	20,324	21,730	3,435	3,267	92,629	92,903	185,532
Adamawa	22,417	19,524	9,269	12,302	33,697	33,508	13,748	10,405	9,435	11,256	65,549	64,288	129,837
Akwa-Ibom	36,913	41,848	107,322	119,251	235,034	252,778	24,062	25,184	6,271	6,492	278,218	301,118	579,336
Anambra	14,285	12,817	90,601	89,546	126,940	125,342	25,444	25,030	11,132	10,960	152,357	149,119	301,476
Bauchi	8,852	10,589	15,377	15,217	43,394	43,018	10,963	9,994	11,482	8,557	63,728	62,164	125,892
Bayelsa	2,890	4,047	21,283	22,441	54,094	56,419	20,382	21,297	11,366	18,458	68,350	78,924	147,274
Benue	2,162	2,229	10,043	10,362	25,517	24,461	6,410	6,393	4,448	3,468	32,127	30,158	62,285
Borno	5,682	5,634	8,911	9,894	36,118	39,141	12,614	13,733	9,144	9,928	50,944	54,703	105,647
Cross River	9,935	11,704	16,173	17,489	55,194	60,583	20,003	19,893	19,634	17,631	84,763	89,918	174,681
Delta	5,539	5,062	50,878	51,390	81,235	81,248	13,731	13,783	3,057	3,212	89,831	89,522	179,353
Ebonyi	4,882	6,794	9,315	9,488	27,376	28,674	7,286	6,747	5,715	3,880	37,973	39,348	77,321
Edo	4,245	7,337	6,370	7,342	19,105	22,016	4,245	3,668	6,367	3,668	29,717	33,021	62,738
Ekiti	7,512	7,520	6,912	6,474	18,584	18,595	5,387	5,565	2,868	2,684	28,964	28,799	57,763
Enugu	1,359	1,362	39,490	40,344	99,312	102,917	29,272	31,086	8,304	9,262	108,975	113,541	222,516
FCT	14,674	16,487	38,282	34,235	58,050	53,699	3,357	2,591	4,284	2,159	77,008	72,345	149,353
Gombe	1,913	1,927	11,283	10,666	31,733	29,567	9,466	8,488	3,923	3,457	37,569	34,951	72,520
Imo	17,439	17,097	43,285	55,963	130,363	142,542	50,017	48,980	23,902	23,388	171,704	183,027	354,731
Jigawa	14,183	22,097	29,699	30,564	70,206	73,701	13,569	10,912	20,038	10,809	104,427	106,607	211,034
Kaduna	22,256	30,001	86,892	76,192	165,614	151,812	29,144	23,681	32,186	17,681	220,056	199,494	419,550
Kano	41,819	62,542	62,736	62,544	188,195	187,628	41,819	31,271	62,729	31,271	292,743	281,441	574,184
Katsina	2,020	2,126	11,270	10,211	125,073	126,481	75,623	81,645	6,156	5,625	133,249	134,232	267,481
Kebbi	1,155	1,094	9,387	8,586	18,315	15,873	4,186	3,586	3,210	2,730	22,680	19,697	42,377
Kogi	741	784	800	839	2,650	2,665	698	720	240	222	3,631	3,671	7,302
Kwara	19,949	5,948	26,778	31,951	43,299	43,769	5,324	2,585	4,797	19,385	68,045	69,102	137,147
Lagos	92,966	91,481	94,909	101,283	177,183	177,002	16,907	11,152	11,034	10,565	281,183	279,048	560,231
Nassarawa	2,947	2,570	20,054	18,297	39,774	37,442	3,900	3,843	2,334	2,079	45,055	42,091	87,146
Niger	21,150	19,500	9,302	8,487	42,674	39,516	14,875	14,138	7,413	7,244	71,237	66,260	137,497
Ogun	5,999	8,464	68,053	67,640	138,398	139,508	28,364	28,260	9,864	6,159	154,261	154,131	308,392
Ondo	5,911	8,683	21,072	22,775	51,888	55,562	18,429	18,653	9,632	6,573	67,431	70,818	138,249
Osun	4,180	4,522	39,136	32,063	60,606	54,229	9,575	9,830	4,920	4,993	69,706	63,744	133,450
Oyo	43,739	58,740	78,550	83,801	186,781	199,298	42,453	38,354	46,503	30,875	277,023	288,913	565,936
Plateau	15,923	16,140	8,747	6,123	31,470	30,271	10,521	11,305	5,929	7,371	53,322	53,782	107,104
Rivers	8,875	8,846	22,282	22,157	58,611	58,234	15,360	15,480	10,541	10,699	78,027	77,779	155,806
Sokoto	2,469	2,157	46,131	40,750	58,093	51,277	4,712	4,144	1,178	1,209	61,740	54,643	116,383
Taraba	1,929	1,716	17,342	17,249	38,706	38,082	8,710	8,487	3,637	3,613	44,272	43,411	87,683
Yobe	2,585	2,491	9,981	9,753	21,343	20,509	5,337	4,710	3,751	3,363	27,679	26,363	54,042
Zamfara	1,065	1,172	9,803	10,938	20,956	22,251	5,180	5,325	1,158	1,551	23,179	24,974	48,153
National	478,652	529,250	1,192,750	1,206,949	2,698,683	2,723,056	631,397	602,648	392,017	325,744	3,569,352	3,578,050	7,147,402

Table 1.17: Enrolment in Public ECCDE/Pre-Primary Schools by State, Single Age and Gender: 2020/2021

State	Below 3 Years			3 Years			4 Years			5 Years			Above 5 Years			Grand Total		
	Male	Female	Total	Male	Female	Total	Male	Female	Total	Male	Female	Total	Male	Female	Total	Male	Female	Total
Abia	4308	4336	8644	12523	9559	22082	15055	16598	31653	10202	11523	21725	1231	1104	2335	43319	43120	86439
Adamawa	15942	14404	30346	1828	2703	4531	2154	2878	5032	2176	2507	4683	1389	1695	3084	23489	24187	47676
Akwa-Ibom	32255	35897	68152	50334	54017	104351	58597	62641	121238	13044	14177	27221	3927	4094	8021	158157	170826	328983
Anambra	8805	7204	16009	21613	20808	42421	3685	3568	7253	9044	8496	17540	3935	3706	7641	47082	43782	90864
Bauchi	3747	5559	9306	5625	5563	11188	7495	8339	15834	3747	2779	6526	5621	2779	8400	26235	25019	51254
Bayelsa	565	881	1446	850	883	1733	1131	1322	2453	565	440	1005	848	440	1288	3959	3966	7925
Benue	1289	1361	2650	1374	1934	3308	3257	2054	5311	1298	1527	2825	1747	1017	2764	8965	7893	16858
Borno	3424	3317	6741	964	1582	2546	8194	8430	16624	6763	7696	14459	5916	6687	12603	25261	27712	52973
Cross River	3506	5258	8764	5262	5258	10520	7012	7887	14899	3506	2629	6135	5259	2629	7888	24545	23661	48206
Delta	269	237	506	8,239	8,394	16633	8,567	8,270	16837	7,300	7,113	14413	844	883	1727	25219	24897	50116
Ebonyi	2052	2057	4109	5066	4747	9813	5114	5333	10447	4456	4379	8835	1469	1512	2981	18157	18028	36185
Edo	3711	6513	10224	5568	6515	12083	7422	9769	17191	3711	3256	6967	5566	3256	8822	25978	29309	55287
Ekiti	6041	6276	12317	2825	2212	5037	3540	3672	7212	3082	3108	6190	1504	1371	2875	16992	16639	33631
Enugu	941	925	1866	12540	12378	24918	9919	9741	19660	9043	8884	17927	2156	2132	4288	34599	34060	68659
FCT	2,702	3,901	6603	4,056	3903	7959	5,404	5,851	11255	2,702	1,950	4652	4053	1950	6003	18917	17555	36472
Gombe	436	428	864	5633	5156	10789	5392	5057	10449	5564	4854	10418	2488	2305	4793	19513	17800	37313
Imo	11763	11478	23241	18756	31593	50349	26889	27564	54453	38912	37884	76796	18823	18307	37130	115143	126826	241969
Jigawa	13168	21056	34224	19755	21058	40813	26336	31585	57921	13168	10528	23696	19752	10528	30280	92179	94755	186934
Kaduna	18706	26710	45416	28062	26710	54772	37412	40065	77477	18706	13355	32061	28059	13355	41414	130945	120195	251140
Kano	28395	42268	70663	42597	42268	84865	56791	63402	120193	28395	21134	49529	42593	21134	63727	198771	190206	388977
Katsina	88	94	182	5891	5381	11272	28706	26752	55458	63671	69065	132736	4499	4376	8875	102855	105668	208523
Kebbi	541	452	993	7177	5751	12928	2976	2199	5175	2662	2170	4832	1947	1406	3353	15303	11978	27281
Kogi	643	698	1341	431	367	798	763	773	1536	525	604	1129	137	136	273	2499	2578	5077
Kwara	3002	4575	7577	4506	4579	9085	6005	6863	12868	3002	2287	5289	4504	2287	6791	21019	20591	41610
Lagos	3368	5062	8430	5053	5063	10116	6736	7593	14329	3368	2531	5899	5052	2531	7583	23577	22780	46357
Nassarawa	1871	1522	3393	7069	5526	12595	1873	1445	3318	312	306	618	1240	1013	2253	12365	9812	22177
Niger	11337	10348	21685	4807	4320	9127	8579	7724	16303	7232	6882	14114	3195	3082	6277	35150	32356	67506
Ogun	4989	7260	12249	7487	7261	14748	9979	10890	20869	4989	3630	8619	7484	3630	11114	34928	32671	67599
Ondo	1807	2205	4012	14912	16297	31209	4178	4417	8595	14325	15414	29739	3475	3334	6809	38697	41667	80364
Osun	24	19	43	853	960	1813	283	255	538	335	313	648	6	13	19	1501	1560	3061
Oyo	23298	38484	61782	34948	38487	73435	46596	57727	104323	23298	19242	42540	34947	19242	54189	163087	173182	336269
Plateau	11507	11796	23303	5747	3095	8842	9250	9947	19197	7752	8602	16354	4182	5696	9878	38438	39136	77574
Rivers	982	989	1971	7675	7415	15090	6399	6259	12658	5604	5531	11135	969	955	1924	21629	21149	42778
Sokoto	1627	1409	3036	37009	32319	69328	5814	5085	10899	4438	3892	8330	1072	1130	2202	49960	43835	93795
Taraba	669	503	1172	4472	4452	8924	2443	2438	4881	1896	1792	3688	749	738	1487	10229	9923	20152
Yobe	1638	1766	3404	8854	8514	17368	4320	4216	8536	3910	3132	7042	2877	2416	5293	21599	20044	41643
Zamfara	554	638	1192	2254	3246	5500	1657	1676	3333	1384	1457	2841	249	275	524	6098	7292	13390
National	229970	287886	517856	412615	420274	832889	445923	480285	926208	334087	315069	649156	233764	153144	386908	1656359	1656658	3313017

Table 1.18: Enrolment in Private ECCDE/Pre-Primary Schools by State, Single Age and Gender: 2020/2021

State	Below 3 Years			3 Years			4 Years			5 Years			Above 5 Years			Grand Total		
	Male	Female	Total	Male	Female	Total	Male	Female	Total	Male	Female	Total	Male	Female	Total	Male	Female	Total
Abia	1784	1862	3646	22509	22783	45292	12691	12768	25459	10122	10207	20329	2204	2163	4367	49310	49783	99093
Adamawa	6475	5120	11595	7441	9599	17040	8526	7923	16449	11572	7898	19470	8046	9561	17607	42060	40101	82161
Akwa-Ibom	4658	5951	10609	56988	65234	122222	45053	45702	90755	11018	11007	22025	2344	2398	4742	120061	130292	250353
Anambra	5480	5613	11093	68988	68738	137726	7210	7198	14408	16400	16534	32934	7197	7254	14451	105275	105337	210612
Bauchi	5105	5030	10135	9752	9654	19406	9559	9468	19027	7216	7215	14431	5861	5778	11639	37493	37145	74638
Bayelsa	2325	3166	5491	20433	21558	41991	11298	11359	22657	19817	20857	40674	10518	18018	28536	64391	74958	139349
Benue	873	868	1741	8669	8428	17097	5807	5652	11459	5112	4866	9978	2701	2451	5152	23162	22265	45427
Borno	2258	2317	4575	7947	8312	16259	6399	7084	13483	5851	6037	11888	3228	3241	6469	25683	26991	52674
Cross River	6429	6446	12875	10911	12231	23142	12006	15314	27320	16497	17264	33761	14375	15002	29377	60218	66257	126475
Delta	5,270	4,825	10095	42,639	42,996	85635	8,059	7,805	15864	6,431	6,670	13101	2,213	2,329	4542	64612	64625	129237
Ebonyi	2830	4737	7567	4249	4741	8990	5661	7106	12767	2830	2368	5198	4246	2368	6614	19816	21320	41136
Edo	534	824	1358	802	827	1629	1068	1237	2305	534	412	946	801	412	1213	3739	3712	7451
Ekiti	1471	1244	2715	4087	4262	8349	2745	2884	5629	2305	2457	4762	1364	1313	2677	11972	12160	24132
Enugu	418	437	855	26950	27966	54916	20631	21746	42377	20229	22202	42431	6148	7130	13278	74376	79481	153857
FCT	11,972	12,586	24558	34,226	30,332	64558	11,007	11,022	22029	655	641	1296	231	209	440	58091	54790	112881
Gombe	1477	1499	2976	5650	5510	11160	5592	5356	10948	3902	3634	7536	1435	1152	2587	18056	17151	35207
Imo	5676	5619	11295	24529	24370	48899	10172	10035	20207	11105	11096	22201	5079	5081	10160	56561	56201	112762
Jigawa	1015	1041	2056	9944	9506	19450	602	640	1242	401	384	785	286	281	567	12248	11852	24100
Kaduna	3550	3291	6841	58830	49482	108312	12166	11874	24040	10438	10326	20764	4127	4326	8453	89111	79299	168410
Kano	13424	20274	33698	20139	20276	40415	26849	30411	57260	13424	10137	23561	20136	10137	30273	93972	91235	185207
Katsina	1932	2032	3964	5379	4830	10209	9474	7873	17347	11952	12580	24532	1657	1249	2906	30394	28564	58958
Kebbi	614	642	1256	2210	2835	5045	1766	1502	3268	1524	1416	2940	1263	1324	2587	7377	7719	15096
Kogi	98	86	184	369	472	841	389	333	722	173	116	289	103	86	189	1132	1093	2225
Kwara	16947	1373	18320	22272	27372	49644	5192	2370	7562	2322	298	2620	293	17098	17391	47026	48511	95537
Lagos*	89598	86419	176017	89856	96220	186076	58631	56974	115605	13539	8621	22160	5982	8034	14016	257606	256268	513874
Nassarawa	1076	1048	2124	12985	12771	25756	13947	13857	27804	3588	3537	7125	1094	1066	2160	32690	32279	64969
Niger	9,813	9,152	18965	4,495	4,167	8662	9,918	9,167	19085	7,643	7,256	14899	4,218	4,162	8380	36087	33904	69991
Ogun	1010	1204	2214	60566	60379	120945	32002	32718	64720	23375	24630	48005	2380	2529	4909	119333	121460	240793
Ondo	4104	6478	10582	6160	6478	12638	8209	9717	17926	4104	3239	7343	6157	3239	9396	28734	29151	57885
Osun	4156	4503	8659	38283	31103	69386	11612	12081	23693	9240	9517	18757	4914	4980	9894	68205	62184	130389
Oyo	20441	20256	40697	43602	45314	88916	19182	19416	38598	19155	19112	38267	11556	11633	23189	113936	115731	229667
Plateau	4416	4344	8760	3000	3028	6028	2952	2896	5848	2769	2703	5472	1747	1675	3422	14884	14646	29530
Rivers	7893	7857	15750	14607	14742	29349	14570	14338	28908	9756	9949	19705	9572	9744	19316	56398	56630	113028
Sokoto	842	748	1590	9122	8431	17553	1436	1298	2734	274	252	526	106	79	185	11780	10808	22588
Taraba	1260	1213	2473	12870	12797	25667	10211	9908	20119	6814	6695	13509	2888	2875	5763	34043	33488	67531
Yobe	947	725	1672	1127	1239	2366	1705	1830	3535	1,427	1,578	3005	874	947	1821	6080	6,319	12399
Zamfara	511	534	1045	7549	7692	15241	4316	4312	8628	3796	3868	7664	909	1276	2185	17081	17682	34763
National	248682	241364	490046	780135	786675	1566810	428613	433174	861787	297310	287579	584889	158253	172600	330853	1912993	1921392	3834385

*Lagos From 2019/2020 Digest

Table 1.19: Enrolment in Public and Private ECCDE/Pre-Primary Schools by State, Single Age and Gender: 2020/2021

State	Below 3 Years			3 Years			4 Years			5 Years			Above 5 Years			Grand Total		
	Male	Female	Total	Male	Female	Total	Male	Female	Total	Male	Female	Total	Male	Female	Total	Male	Female	Total
Abia	6092	6198	12290	35032	32342	67374	27746	29366	57112	20324	21730	42054	3435	3267	6702	92629	92903	185532
Adamawa	22417	19524	41941	9269	12302	21571	10680	10801	21481	13748	10405	24153	9435	11256	20691	65549	64288	129837
Akwa-Ibom	36913	41848	78761	107322	119251	226573	103650	108343	211993	24062	25184	49246	6271	6492	12763	278218	301118	579336
Anambra	14285	12817	27102	90601	89546	180147	10895	10766	21661	25444	25030	50474	11132	10960	22092	152357	149119	301476
Bauchi	8852	10589	19441	15377	15217	30594	17054	17807	34861	10963	9994	20957	11482	8557	20039	63728	62164	125892
Bayelsa	2890	4047	6937	21283	22441	43724	12429	12681	25110	20382	21297	41679	11366	18458	29824	68350	78924	147274
Benue	2162	2229	4391	10043	10362	20405	9064	7706	16770	6410	6393	12803	4448	3468	7916	32127	30158	62285
Borno	5682	5634	11316	8911	9894	18805	14593	15514	30107	12614	13733	26347	9144	9928	19072	50944	54703	105647
Cross River	9935	11704	21639	16173	17489	33662	19018	23201	42219	20003	19893	39896	19634	17631	37265	84763	89918	174681
Delta	5539	5062	10601	50878	51390	102268	16626	16075	32701	13731	13783	27514	3057	3212	6269	89831	89522	179353
Ebonyi	4882	6794	11676	9315	9488	18803	10775	12439	23214	7286	6747	14033	5715	3880	9595	37973	39348	77321
Edo	4245	7337	11582	6370	7342	13712	8490	11006	19496	4245	3668	7913	6367	3668	10035	29717	33021	62738
Ekiti	7512	7520	15032	6912	6474	13386	6285	6556	12841	5387	5565	10952	2868	2684	5552	28964	28799	57763
Enugu	1359	1362	2721	39490	40344	79834	30550	31487	62037	29272	31086	60358	8304	9262	17566	108975	113541	222516
FCT	14674	16487	31161	38282	34235	72517	16411	16873	33284	3357	2591	5948	4284	2159	6443	77008	72345	149353
Gombe	1913	1927	3840	11283	10666	21949	10984	10413	21397	9466	8488	17954	3923	3457	7380	37569	34951	72520
Imo	17439	17097	34536	43285	55963	99248	37061	37599	74660	50017	48980	98997	23902	23388	47290	171704	183027	354731
Jigawa	14183	22097	36280	29699	30564	60263	26938	32225	59163	13569	10912	24481	20038	10809	30847	104427	106607	211034
Kaduna	22256	30001	52257	86892	76192	163084	49578	51939	101517	29144	23681	52825	32186	17681	49867	220056	199494	419550
Kano	41819	62542	104361	62736	62544	125280	83640	93813	177453	41819	31271	73090	62729	31271	94000	292743	281441	574184
Katsina	2020	2126	4146	11270	10211	21481	38180	34625	72805	75623	81645	157268	6156	5625	11781	133249	134232	267481
Kebbi	1155	1094	2249	9387	8586	17973	4742	3701	8443	4186	3586	7772	3210	2730	5940	22680	19697	42377
Kogi	741	784	1525	800	839	1639	1152	1106	2258	698	720	1418	240	222	462	3631	3671	7302
Kwara	19949	5948	25897	26778	31951	58729	11197	9233	20430	5324	2585	7909	4797	19385	24182	68045	69102	137147
Lagos	92966	91481	184447	94909	101283	196192	65367	64567	129934	16907	11152	28059	11034	10565	21599	281183	279048	560231
Nassarawa	2947	2570	5517	20054	18297	38351	15820	15302	31122	3900	3843	7743	2334	2079	4413	45055	42091	87146
Niger	21150	19500	40650	9302	8487	17789	18497	16891	35388	14875	14138	29013	7413	7244	14657	71237	66260	137497
Ogun	5999	8464	14463	68053	67640	135693	41981	43608	85589	28364	28260	56624	9864	6159	16023	154261	154131	308392
Ondo	5911	8683	14594	21072	22775	43847	12387	14134	26521	18429	18653	37082	9632	6573	16205	67431	70818	138249
Osun	4180	4522	8702	39136	32063	71199	11895	12336	24231	9575	9830	19405	4920	4993	9913	69706	63744	133450
Oyo	43739	58740	102479	78550	83801	162351	65778	77143	142921	42453	38354	80807	46503	30875	77378	277023	288913	565936
Plateau	15923	16140	32063	8747	6123	14870	12202	12843	25045	10521	11305	21826	5929	7371	13300	53322	53782	107104
Rivers	8875	8846	17721	22282	22157	44439	20969	20597	41566	15360	15480	30840	10541	10699	21240	78027	77779	155806
Sokoto	2469	2157	4626	46131	40750	86881	7250	6383	13633	4712	4144	8856	1178	1209	2387	61740	54643	116383
Taraba	1929	1716	3645	17342	17249	34591	12654	12346	25000	8710	8487	17197	3637	3613	7250	44272	43411	87683
Yobe	2585	2491	5076	9981	9753	19734	6025	6046	12071	5337	4710	10047	3751	3363	7114	27679	26363	54042
Zamfara	1065	1172	2237	9803	10938	20741	5973	5988	11961	5180	5325	10505	1158	1551	2709	23179	24974	48153
National	478652	529250	1007902	1192750	1206949	2399699	874536	913459	1787995	631397	602648	1234045	392017	325744	717761	3569352	3578050	7147402

Table 1.20: Enrolment in Public ECCDE/Pre-Primary Schools by State, Class and Gender: 2020/2021

State	Play Group			Nursery 1			Nursery 2			Nursery 3/1-year Pre-Primary			Grand Total		
	Male	Female	Total	Male	Female	Total	Male	Female	Total	Male	Female	Total	Male	Female	Total
Abia	5,280	5,286	10,566	13,146	12,733	25,879	12,627	12,847	25,474	12,266	12,254	24,520	43,319	43,120	86,439
Adamawa	5,158	5,057	10,215	1,630	1,756	3,386	9,366	9,768	19,134	7,335	7,606	14,941	23,489	24,187	47,676
Akwa-Ibom	19,939	22,696	42,635	45,579	49,184	94,763	48,301	51,280	99,581	44,338	47,666	92,004	158,157	170,826	328,983
Anambra	5,525	4,057	9,582	16,485	15,808	32,293	12,093	11,715	23,808	12,979	12,202	25,181	47,082	43,782	90,864
Bauchi	1,577	1,389	2,966	11,841	11,891	23,732	9,292	8,399	17,691	3,525	3,340	6,865	26,235	25,019	51,254
Bayelsa	292	392	684	1,512	1,609	3,121	1,264	1,017	2,281	891	948	1,839	3,959	3,966	7,925
Benue	1,289	1,361	2,650	3,121	3,117	6,238	3,257	2,054	5,311	1,298	1,361	2,659	8,965	7,893	16,858
Borno	1,264	1,124	2,388	9,707	11,078	20,785	9,387	10,305	19,692	4,903	5,205	10,108	25,261	27,712	52,973
Cross River	2,976	3,143	6,119	7,931	8,207	16,138	7,878	6,659	14,537	5,760	5,652	11,412	24,545	23,661	48,206
Delta	1,707	1,742	3,449	9,092	9,186	18,278	8,511	8,107	16,618	5,909	5,862	11,771	25,219	24,897	50,116
Ebonyi	1,273	1,455	2,728	6,445	6,670	13,115	5,671	4,748	10,419	4,768	5,155	9,923	18,157	18,028	36,185
Edo	1,230	1,832	3,062	5,324	5,961	11,285	10,238	11,567	21,805	9,186	9,949	19,135	25,978	29,309	55,287
Ekiti	5,864	5,950	11,814	5,611	5,489	11,100	4,446	4,412	8,858	1,071	788	1,859	16,992	16,639	33,631
Enugu	2,425	2,529	4,954	11,623	11,480	23,103	9,814	9,583	19,397	10,737	10,468	21,205	34,599	34,060	68,659
FCT	1,070	1,077	2,147	7,253	6,758	14,011	7,181	6,996	14,177	3,413	2,724	6,137	18,917	17,555	36,472
Gombe	2,003	1,943	3,946	8,252	7,315	15,567	6,425	6,014	12,439	2,833	2,528	5,361	19,513	17,800	37,313
Imo	1,620	6,719	8,339	39,597	40,065	79,662	38,080	38,516	76,596	35,846	41,526	77,372	115,143	126,826	241,969
Jigawa	11,818	11,437	23,255	1,459	1,391	2,850	1,079	1,121	2,200	77,823	80,806	158,629	92,179	94,755	186,934
Kaduna	819	1,332	2,151	54,332	52,511	106,843	42,809	42,416	85,225	32,985	23,936	56,921	130,945	120,195	251,140
Kano	15,773	15,986	31,759	57,719	59,574	117,293	32,294	31,045	63,339	92,985	83,601	176,586	198,771	190,206	388,977
Katsina	2,789	2,831	5,620	44,287	46,620	90,907	22,504	22,596	45,100	33,275	33,621	66,896	102,855	105,668	208,523
Kebbi	5,267	4,273	9,540	5,175	3,996	9,171	1,957	1,545	3,502	2,904	2,164	5,068	15,303	11,978	27,281
Kogi	190	179	369	1,232	1,291	2,523	829	858	1,687	248	250	498	2,499	2,578	5,077
Kwara	7,421	7,444	14,865	5,992	5,706	11,698	4,360	4,352	8,712	3,246	3,089	6,335	21,019	20,591	41,610
Lagos	762	1,052	1,814	7,097	6,743	13,840	7,765	7,527	15,292	7,953	7,458	15,411	23,577	22,780	46,357
Nassarawa	2,380	1,823	4,203	5,071	4,075	9,146	3,329	2,572	5,901	1,585	1,342	2,927	12,365	9,812	22,177
Niger	17,872	16,251	34,123	8,659	8,238	16,897	3,234	2,926	6,160	5,385	4,941	10,326	35,150	32,356	67,506
Ogun	6,412	5,929	12,341	12,079	11,267	23,346	14,126	13,344	27,470	2,311	2,131	4,442	34,928	32,671	67,599
Ondo	33,611	36,507	70,118	1,734	1,851	3,585	1,352	1,346	2,698	2,000	1,963	3,963	38,697	41,667	80,364
Osun	1,076	987	2,063	55	65	120	43	197	240	327	311	638	1,501	1,560	3,061
Oyo	250	257	507	29,038	31,963	61,001	54,003	53,755	107,758	79,796	87,207	167,003	163,087	173,182	336,269
Plateau	10,030	11,061	21,091	12,241	12,091	24,332	9,079	9,028	18,107	7,088	6,956	14,044	38,438	39,136	77,574
Rivers	1,951	1,944	3,895	7,675	7,415	15,090	6,399	6,259	12,658	5,604	5,531	11,135	21,629	21,149	42,778
Sokoto	4,821	4,265	9,086	14,396	12,637	27,033	9,107	8,029	17,136	21,636	18,904	40,540	49,960	43,835	93,795
Taraba	2,191	2,273	4,464	3,288	3,179	6,467	2,977	2,779	5,756	1,773	1,692	3,465	10,229	9,923	20,152
Yobe	3,626	2,818	6,444	12,315	12,628	24,943	1,347	525	1,872	4,311	4,073	8,384	21,599	20,044	41,643
Zamfara	819	1,332	2,151	1,944	2,426	4,370	1,710	1,825	3,535	1,625	1,709	3,334	6,098	7,292	13,390
National	190,370	197,733	388,103	489,937	493,974	983,911	424,134	418,032	842,166	551,918	546,919	1,098,837	1,656,359	1,656,658	3,313,017

Table 1.21: Enrolment in Private ECCDE/Pre-Primary Schools by State, Class and Gender: 2020/2021

State	Play Group			Nursery 1			Nursery 2			Nursery 3/1-year Pre-Primary			Grand Total		
	Male	Female	Total	Male	Female	Total	Male	Female	Total	Male	Female	Total	Male	Female	Total
Abia	10,680	10,947	21,627	14,250	14,278	28,528	13,017	13,031	26,048	11,363	11,527	22,890	49,310	49,783	99,093
Adamawa	7,182	6,681	13,863	2,433	2,430	4,863	17,006	16,323	33,329	15,439	14,667	30,106	42,060	40,101	82,161
Akwa-Ibom	27,909	33,255	61,164	42,886	39,322	82,208	32,930	36,361	69,291	16,336	21,354	37,690	120,061	130,292	250,353
Anambra	32,409	32,529	64,938	25,486	25,365	50,851	23,783	23,655	47,438	23,597	23,788	47,385	105,275	105,337	210,612
Bauchi	3,788	4,085	7,873	14,044	13,752	27,796	12,980	12,830	25,810	6,681	6,478	13,159	37,493	37,145	74,638
Bayelsa	11,026	11,418	22,444	18,146	23,476	41,622	14,659	18,148	32,807	20,560	21,916	42,476	64,391	74,958	139,349
Benue	3,590	3,483	7,073	8,178	7,743	15,921	7,786	7,504	15,290	3,608	3,535	7,143	23,162	22,265	45,427
Borno	2,324	2,721	5,045	8,335	8,673	17,008	8,036	8,505	16,541	6,988	7,092	14,080	25,683	26,991	52,674
Cross River	22,399	24,639	47,038	14,208	16,982	31,190	13,856	14,229	28,085	9,755	10,407	20,162	60,218	66,257	126,475
Delta	13,912	13,798	27,710	17,656	17,911	35,567	18,819	18,487	37,306	14,225	14,429	28,654	64,612	64,625	129,237
Ebonyi	2,526	2,733	5,259	6,056	6,518	12,574	5,654	6,166	11,820	5,580	5,903	11,483	19,816	21,320	41,136
Edo	785	813	1,598	1,091	1,055	2,146	1,084	1,058	2,142	779	786	1,565	3,739	3,712	7,451
Ekiti	5,668	5,835	11,503	2,843	2,918	5,761	2,775	2,726	5,501	686	681	1,367	11,972	12,160	24,132
Enugu	11,845	12,314	24,159	20,500	21,830	42,330	20,947	22,576	43,523	21,084	22,761	43,845	74,376	79,481	153,857
FCT	14,348	14,756	29,104	16,297	15,881	32,178	20,355	17,078	37,433	7,091	7,075	14,166	58,091	54,790	112,881
Gombe	1,906	1,841	3,747	7,343	7,178	14,521	7,051	6,643	13,694	1,756	1,489	3,245	18,056	17,151	35,207
Imo	7,539	7,526	15,065	18,038	17,891	35,929	14,800	14,607	29,407	16,184	16,177	32,361	56,561	56,201	112,762
Jigawa	852	830	1,682	5,107	5,026	10,133	4,477	4,118	8,595	1,812	1,878	3,690	12,248	11,852	24,100
Kaduna	15,863	15,672	31,535	24,739	25,338	50,077	24,875	25,013	49,888	23,634	13,276	36,910	89,111	79,299	168,410
Kano	17,396	17,212	34,608	32,326	34,347	66,673	27,047	28,093	55,140	17,203	11,583	28,786	93,972	91,235	185,207
Katsina	6,448	6,145	12,593	11,625	10,832	22,457	10,052	9,243	19,295	2,269	2,344	4,613	30,394	28,564	58,958
Kebbi	579	538	1,117	2,655	2,503	5,158	2,628	3,372	6,000	1,515	1,306	2,821	7,377	7,719	15,096
Kogi	297	319	616	332	314	646	347	336	683	156	124	280	1,132	1,093	2,225
Kwara	16,435	22,095	38,530	12,979	10,532	23,511	13,370	11,980	25,350	4,242	3,904	8,146	47,026	48,511	95,537
Lagos*	127,585	124,399	251,984	64,160	64,167	128,327	62,847	64,840	127,687	3,014	2,862	5,876	257,606	256,268	513,874
Nassarawa	9,399	9,237	18,636	6,897	6,951	13,848	9,106	8,952	18,058	7,288	7,139	14,427	32,690	32,279	64,969
Niger	15,105	14,089	29,194	11,930	11,047	22,977	2,458	2,377	4,835	6,594	6,391	12,985	36,087	33,904	69,991
Ogun	42,075	42,547	84,622	34,255	35,437	69,692	33,918	34,714	68,632	9,085	8,762	17,847	119,333	121,460	240,793
Ondo	7,572	7,730	15,302	6,552	6,567	13,119	7,391	7,519	14,910	7,219	7,335	14,554	28,734	29,151	57,885
Osun	48,546	39,950	88,496	6,256	5,038	11,294	2,259	5,823	8,082	11,144	11,373	22,517	68,205	62,184	130,389
Oyo	47,999	48,839	96,838	27,950	28,318	56,268	26,656	27,046	53,702	11,331	11,528	22,859	113,936	115,731	229,667
Plateau	5,252	5,034	10,286	3,503	3,610	7,113	3,486	3,339	6,825	2,643	2,663	5,306	14,884	14,646	29,530
Rivers	17,449	17,605	35,054	14,629	14,757	29,386	14,568	14,333	28,901	9,752	9,935	19,687	56,398	56,630	113,028
Sokoto	478	435	913	4,352	3,889	8,241	4,382	4,057	8,439	2,568	2,427	4,995	11,780	10,808	22,588
Taraba	5,864	5,989	11,853	11,779	11,601	23,380	11,326	10,944	22,270	5,074	4,954	10,028	34,043	33,488	67,531
Yobe	1,048	1,024	2,072	3,722	3,931	7,653	122	144	266	1,188	1,220	2,408	6,080	6,319	12,399
Zamfara	3,882	3,965	7,847	4,443	4,417	8,860	4,389	4,420	8,809	4,367	4,880	9,247	17,081	17,682	34,763
National	569,960	573,028	1,142,988	527,981	531,825	1,059,806	501,242	510,590	1,011,832	313,810	305,949	619,759	1,912,993	1,921,392	3,834,385

*Lagos From 2019/2020 Digest

Table 1.22: Enrolment in Public and Private ECCDE/Pre-Primary Schools by State, Class and Gender: 2020/2021

State	Play Group			Nursery 1			Nursery 2			Nursery 3/1-year Pre-Primary			Grand Total		
	Male	Female	Total	Male	Female	Total	Male	Female	Total	Male	Female	Total	Male	Female	Total
Abia	15,960	16,233	32,193	27,396	27,011	54,407	25,644	25,878	51,522	23,629	23,781	47,410	92,629	92,903	185,532
Adamawa	12,340	11,738	24,078	4,063	4,186	8,249	26,372	26,091	52,463	22,774	22,273	45,047	65,549	64,288	129,837
Akwa-Ibom	47,848	55,951	103,799	88,465	88,506	176,971	81,231	87,641	168,872	60,674	69,020	129,694	278,218	301,118	579,336
Anambra	37,934	36,586	74,520	41,971	41,173	83,144	35,876	35,370	71,246	36,576	35,990	72,566	152,357	149,119	301,476
Bauchi	5,365	5,474	10,839	25,885	25,643	51,528	22,272	21,229	43,501	10,206	9,818	20,024	63,728	62,164	125,892
Bayelsa	11,318	11,810	23,128	19,658	25,085	44,743	15,923	19,165	35,088	21,451	22,864	44,315	68,350	78,924	147,274
Benue	4,879	4,844	9,723	11,299	10,860	22,159	11,043	9,558	20,601	4,906	4,896	9,802	32,127	30,158	62,285
Borno	3,588	3,845	7,433	18,042	19,751	37,793	17,423	18,810	36,233	11,891	12,297	24,188	50,944	54,703	105,647
Cross River	25,375	27,782	53,157	22,139	25,189	47,328	21,734	20,888	42,622	15,515	16,059	31,574	84,763	89,918	174,681
Delta	15,619	15,540	31,159	26,748	27,097	53,845	27,330	26,594	53,924	20,134	20,291	40,425	89,831	89,522	179,353
Ebonyi	3,799	4,188	7,987	12,501	13,188	25,689	11,325	10,914	22,239	10,348	11,058	21,406	37,973	39,348	77,321
Edo	2,015	2,645	4,660	6,415	7,016	13,431	11,322	12,625	23,947	9,965	10,735	20,700	29,717	33,021	62,738
Ekiti	11,532	11,785	23,317	8,454	8,407	16,861	7,221	7,138	14,359	1,757	1,469	3,226	28,964	28,799	57,763
Enugu	14,270	14,843	29,113	32,123	33,310	65,433	30,761	32,159	62,920	31,821	33,229	65,050	108,975	113,541	222,516
FCT	15,418	15,833	31,251	23,550	22,639	46,189	27,536	24,074	51,610	10,504	9,799	20,303	77,008	72,345	149,353
Gombe	3,909	3,784	7,693	15,595	14,493	30,088	13,476	12,657	26,133	4,589	4,017	8,606	37,569	34,951	72,520
Imo	9,159	14,245	23,404	57,635	57,956	115,591	52,880	53,123	106,003	52,030	57,703	109,733	171,704	183,027	354,731
Jigawa	12,670	12,267	24,937	6,566	6,417	12,983	5,556	5,239	10,795	79,635	82,684	162,319	104,427	106,607	211,034
Kaduna	16,682	17,004	33,686	79,071	77,849	156,920	67,684	67,429	135,113	56,619	37,212	93,831	220,056	199,494	419,550
Kano	33,169	33,198	66,367	90,045	93,921	183,966	59,341	59,138	118,479	110,188	95,184	205,372	292,743	281,441	574,184
Katsina	9,237	8,976	18,213	55,912	57,452	113,364	32,556	31,839	64,395	35,544	35,965	71,509	133,249	134,232	267,481
Kebbi	5,846	4,811	10,657	7,830	6,499	14,329	4,585	4,917	9,502	4,419	3,470	7,889	22,680	19,697	42,377
Kogi	487	498	985	1,564	1,605	3,169	1,176	1,194	2,370	404	374	778	3,631	3,671	7,302
Kwara	23,856	29,539	53,395	18,971	16,238	35,209	17,730	16,332	34,062	7,488	6,993	14,481	68,045	69,102	137,147
Lagos	128,347	125,451	253,798	71,257	70,910	142,167	70,612	72,367	142,979	10,967	10,320	21,287	281,183	279,048	560,231
Nassarawa	11,779	11,060	22,839	11,968	11,026	22,994	12,435	11,524	23,959	8,873	8,481	17,354	45,055	42,091	87,146
Niger	32,977	30,340	63,317	20,589	19,285	39,874	5,692	5,303	10,995	11,979	11,332	23,311	71,237	66,260	137,497
Ogun	48,487	48,476	96,963	46,334	46,704	93,038	48,044	48,058	96,102	11,396	10,893	22,289	154,261	154,131	308,392
Ondo	41,183	44,237	85,420	8,286	8,418	16,704	8,743	8,865	17,608	9,219	9,298	18,517	67,431	70,818	138,249
Osun	49,622	40,937	90,559	6,311	5,103	11,414	2,302	6,020	8,322	11,471	11,684	23,155	69,706	63,744	133,450
Oyo	48,249	49,096	97,345	56,988	60,281	117,269	80,659	80,801	161,460	91,127	98,735	189,862	277,023	288,913	565,936
Plateau	15,282	16,095	31,377	15,744	15,701	31,445	12,565	12,367	24,932	9,731	9,619	19,350	53,322	53,782	107,104
Rivers	19,400	19,549	38,949	22,304	22,172	44,476	20,967	20,592	41,559	15,356	15,466	30,822	78,027	77,779	155,806
Sokoto	5,299	4,700	9,999	18,748	16,526	35,274	13,489	12,086	25,575	24,204	21,331	45,535	61,740	54,643	116,383
Taraba	8,055	8,262	16,317	15,067	14,780	29,847	14,303	13,723	28,026	6,847	6,646	13,493	44,272	43,411	87,683
Yobe	4,674	3,842	8,516	16,037	16,559	32,596	1,469	669	2,138	5,499	5,293	10,792	27,679	26,363	54,042
Zamfara	4,701	5,297	9,998	6,387	6,843	13,230	6,099	6,245	12,344	5,992	6,589	12,581	23,179	24,974	48,153
National	760,330	770,761	1,531,091	1,017,918	1,025,799	2,043,717	925,376	928,622	1,853,998	865,728	852,868	1,718,596	3,569,352	3,578,050	7,147,402

1.4 TEACHERS STATISTICS

This section presents statistics of teachers in public and private ECCDE/Pre-primary schools by State, gender and teaching qualification.

Tables 1.23 presents a five-year trend of Teachers by gender and Qualification from 2016/2017 - 2020/2021 while tables 1.24-1.27 display number of Teachers by State, gender and Sector in ECCDE/Pre-Primary Schools

Table 1.23: National Summary Public and Private Qualified ECCDE/Pre-Primary School Teachers by Year and Gender: 2017/2018 -2020/2021

Year	All Teachers			Qualified Teachers		
	Male	Female	Total	Male	Female	Total
2016/2017	38,898	87,494	126,392	24,786	60,357	85,143
2017/2018	13,637	140,580	154,217	6,633	81,853	88,486
2018/2019	152,078	277,774	429,852	95,099	195,882	290,981
2019/2020	109,821	226,546	336,367	86,465	188,936	275,401
2020/2021	70,929	221,304	292,233	50,595	156,690	207,285

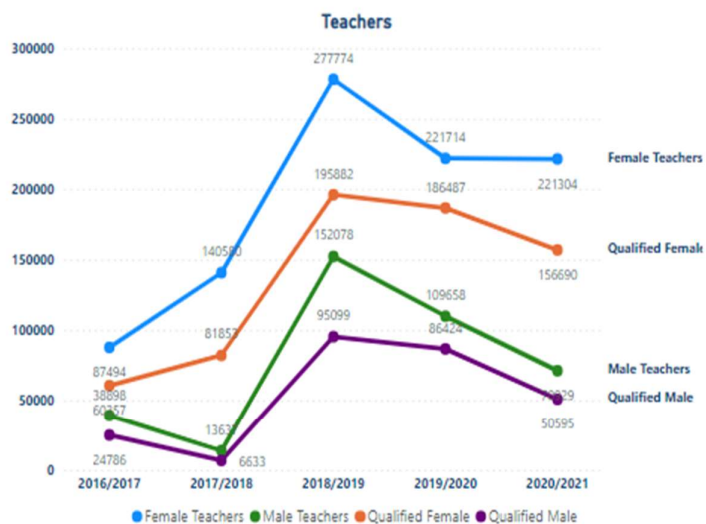
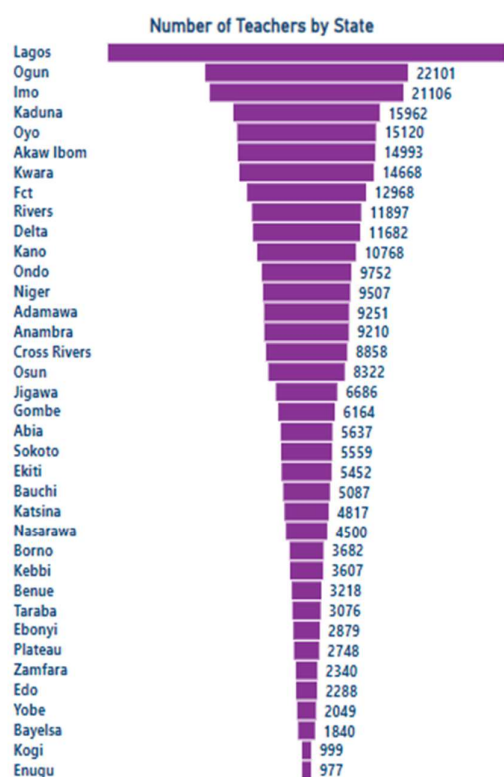


Figure 1.3: National Summary Public and Private Qualified ECCDE/Pre-Primary School Teachers by Year and Gender: 2017/2018 -2020/2021

Table 1.24: Number of Teachers in Public and Private ECCDE/Pre-Primary Schools by State and Gender: 2020/2021

State	Public			Private			Both		
	Male	Female	Total	Male	Female	Total	Male	Female	Total
Abia	97	2,272	2,369	72	3,196	3,268	169	5,468	5,637
Adamawa	821	1,496	2,317	2,073	4,861	6,934	2,894	6,357	9,251
Akwa Ibom	3,792	5,213	9,005	895	5,093	5,988	4,687	10,306	14,993
Anambra	29	1,591	1,620	486	7,104	7,590	515	8,695	9,210
Bauchi	510	818	1,328	1,489	2,270	3,759	1,999	3,088	5,087
Bayelsa	6	139	145	443	1,252	1,695	449	1,391	1,840
Benue	17	38	55	1,373	1,790	3,163	1,390	1,828	3,218
Borno	361	750	1,111	660	1,911	2,571	1,021	2,661	3,682
Cross Rivers	267	4,173	4,440	1,341	3,077	4,418	1,608	7,250	8,858
Delta	456	2,346	2,802	1,102	7,778	8,880	1,558	10,124	11,682
Ebonyi	83	154	237	244	2,398	2,642	327	2,552	2,879
Edo	258	1,316	1,574	114	600	714	372	1,916	2,288
Ekiti	132	1,359	1,491	1,065	2,896	3,961	1,197	4,255	5,452
Enugu	10	386	396	11	570	581	21	956	977
FCT	580	1,548	2,128	1,943	8,897	10,840	2,523	10,445	12,968
Gombe	460	3,620	4,080	523	1,561	2,084	983	5,181	6,164
Imo	240	10,208	10,448	1,442	9,216	10,658	1,682	19,424	21,106
Jigawa	3,642	1,537	5,179	676	831	1,507	4,318	2,368	6,686
Kaduna	1,803	4,531	6,334	2,452	7,176	9,628	4,255	11,707	15,962
Kano	2,727	2,279	5,006	1,992	3,770	5,762	4,719	6,049	10,768
Katsina	2,357	1,112	3,469	856	492	1,348	3,213	1,604	4,817
Kebbi	494	739	1,233	1,174	1,200	2,374	1,668	1,939	3,607
Kogi	130	675	805	38	156	194	168	831	999
Kwara	23	227	250	4,706	9,712	14,418	4,729	9,939	14,668
Lagos	693	2,695	3,388	2,280	6,795	9,075	2,973	9,490	12,463
Nasarawa	256	711	967	1,675	1,858	3,533	1,931	2,569	4,500
Niger	862	5,514	6,376	1,489	1,642	3,131	2,351	7,156	9,507
Ogun	461	2,547	3,008	2,735	16,358	19,093	3,196	18,905	22,101
Ondo	1,066	3,926	4,992	1,671	3,089	4,760	2,737	7,015	9,752
Osun	43	197	240	2,259	5,823	8,082	2,302	6,020	8,322
Oyo	406	449	855	2,264	12,001	14,265	2,670	12,450	15,120
Plateau	437	937	1,374	437	937	1,374	874	1,874	2,748
Rivers	202	1,050	1,252	1,297	9,348	10,645	1,499	10,398	11,897
Sokoto	1,422	2,980	4,402	320	837	1,157	1,742	3,817	5,559
Taraba	75	189	264	1,013	1,799	2,812	1,088	1,988	3,076
Yobe	218	405	623	839	587	1,426	1,057	992	2,049
Zamfara	15	448	463	29	1,848	1,877	44	2,296	2,340
National	25,451	70,575	96,026	45,478	150,729	196,207	70,929	221,304	292,233

Table 1.25: Number of Qualified Teachers in Public ECCDE/Pre-Primary Schools by State and Gender: 2020/2021

State	Number Of Teachers			Number Of Qualified Teachers		
	Male	Female	Total	Male	Female	Total
Abia	97	2,272	2,369	86	2,223	2,309
Adamawa	821	1,496	2,317	631	1,223	1,854
Akwa Ibom	3,792	5,213	9,005	3,512	4,887	8,399
Anambra	29	1,591	1,620	29	1,591	1,620
Bauchi	510	818	1,328	397	729	1,126
Bayelsa	6	139	145	6	139	145
Benue	17	38	55	16	22	38
Borno	361	750	1,111	203	527	730
Cross Rivers	267	4,173	4,440	185	2,199	2,384
Delta	456	2,346	2,802	302	1,960	2,262
Ebonyi	83	154	237	65	77	142
Edo	258	1,316	1,574	156	1,316	1,472
Ekiti	132	1,359	1,491	92	1,205	1,297
Enugu	10	386	396	7	349	356
FCT	580	1,548	2,128	205	1,035	1,240
Gombe	460	3,620	4,080	357	2,842	3,199
Imo	240	10,208	10,448	240	10,208	10,448
Jigawa	3,642	1,537	5,179	2,611	1,049	3,660
Kaduna	1,803	4,531	6,334	1,527	3,986	5,513
Kano	2,727	2,279	5,006	2,018	1,700	3,718
Katsina	2,357	1,112	3,469	1,476	549	2,025
Kebbi	494	739	1,233	368	488	856
Kogi	130	675	805	92	537	629
Kwara	23	227	250	12	204	216
Lagos*	693	2,695	3,388	552	2,404	2,956
Nasarawa	256	711	967	179	547	726
Niger	862	5,514	6,376	633	1,789	2,422
Ogun	461	2,547	3,008	364	2,242	2,606
Ondo	1,066	3,926	4,992	533	1,963	2,496
Osun	43	197	240	43	197	240
Oyo	406	449	855	406	449	855
Plateau	437	937	1,374	228	628	856
Rivers	202	1,050	1,252	146	833	979
Sokoto	1,422	2,980	4,402	966	2,979	3,945
Taraba	75	189	264	49	133	182
Yobe	218	405	623	153	289	442
Zamfara	15	448	463	12	425	437
National	25,451	70,575	96,026	18,857	55,923	74,780

Table 1.26: Number of Qualified Teachers in Private ECCDE/Pre-Primary Schools by State and Gender: 2020/2021

State	Number Of Teachers			Number Of Qualified Teachers		
	Male	Female	Total	Male	Female	Total
Abia	72	3,196	3,268	23	1,228	1,251
Adamawa	2,073	4,861	6,934	1,389	2,808	4,197
Akwa Ibom	895	5,093	5,988	895	5,093	5,988
Anambra	486	7,104	7,590	274	3,497	3,771
Bauchi	1,489	2,270	3,759	867	1,359	2,226
Bayelsa	443	1,252	1,695	381	1,241	1,622
Benue	1,373	1,790	3,163	777	927	1,704
Borno	660	1,911	2,571	356	1,233	1,589
Cross Rivers	1,341	3,077	4,418	1,172	2,621	3,793
Delta	1,102	7,778	8,880	564	4,132	4,696
Ebonyi	244	2,398	2,642	112	1,057	1,169
Edo	114	600	714	62	341	403
Ekiti	1,065	2,896	3,961	604	1,690	2,294
Enugu	11	570	581	5	270	275
FCT	1,943	8,897	10,840	1,309	5,590	6,899
Gombe	523	1,561	2,084	356	1,011	1,367
Imo	1,442	9,216	10,658	1,442	9,216	10,658
Jigawa	676	831	1,507	363	409	772
Kaduna	2,452	7,176	9,628	1,552	4,365	5,917
Kano	1,992	3,770	5,762	1,231	2,189	3,420
Katsina	856	492	1,348	460	260	720
Kebbi	1,174	1,200	2,374	729	747	1,476
Kogi	38	156	194	29	109	138
Kwara	4,706	9,712	14,418	3,131	6,646	9,777
Lagos	2,280	6,795	9,075	2,088	6,438	8,526
Nasarawa	1,675	1,858	3,533	1,116	1,210	2,326
Niger	1,489	1,642	3,131	1,409	1,519	2,928
Ogun	2,735	16,358	19,093	1,627	8,580	10,207
Ondo	1,671	3,089	4,760	1,671	3,089	4,760
Osun	2,259	5,823	8,082	2,259	5,823	8,082
Oyo	2,264	12,001	14,265	1,264	7,748	9,012
Plateau	437	937	1,374	228	628	856
Rivers	1,297	9,348	10,645	666	4,942	5,608
Sokoto	320	837	1,157	222	575	797
Taraba	1,013	1,799	2,812	382	690	1,072
Yobe	839	587	1,426	707	451	1,158
Zamfara	29	1,848	1,877	16	1,035	1,051
National	45,478	150,729	196,207	31,738	100,767	132,505

*Lagos From 2019/2020 Digest

Table 1.27: Number of Qualified Teachers in Public and Private ECCDE/Pre-Primary Schools By State And Gender: 2020/2021

State	Number Of Teachers			Number Of Qualified Teachers		
	Male	Female	Total	Male	Female	Total
Abia	169	5,468	5,637	109	3,451	3,560
Adamawa	2,894	6,357	9,251	2,020	4,031	6,051
Akaw Ibom	4,687	10,306	14,993	4,407	9,980	14,387
Anambra	515	8,695	9,210	303	5,088	5,391
Bauchi	1,999	3,088	5,087	1,264	2,088	3,352
Bayelsa	449	1,391	1,840	387	1,380	1,767
Benue	1,390	1,828	3,218	793	949	1,742
Borno	1,021	2,661	3,682	559	1,760	2,319
Cross Rivers	1,608	7,250	8,858	1,357	4,820	6,177
Delta	1,558	10,124	11,682	866	6,092	6,958
Ebonyi	327	2,552	2,879	177	1,134	1,311
Edo	372	1,916	2,288	218	1,657	1,875
Ekiti	1,197	4,255	5,452	696	2,895	3,591
Enugu	21	956	977	12	619	631
FCT	2,523	10,445	12,968	1,514	6,625	8,139
Gombe	983	5,181	6,164	713	3,853	4,566
Imo	1,682	19,424	21,106	1,682	19,424	21,106
Jigawa	4,318	2,368	6,686	2,974	1,458	4,432
Kaduna	4,255	11,707	15,962	3,079	8,351	11,430
Kano	4,719	6,049	10,768	3,249	3,889	7,138
Katsina	3,213	1,604	4,817	1,936	809	2,745
Kebbi	1,668	1,939	3,607	1,097	1,235	2,332
Kogi	168	831	999	121	646	767
Kwara	4,729	9,939	14,668	3,143	6,850	9,993
Lagos	2,973	9,490	12,463	2,640	8,842	11,482
Nasarawa	1,931	2,569	4,500	1,295	1,757	3,052
Niger	2,351	7,156	9,507	2,042	3,308	5,350
Ogun	3,196	18,905	22,101	1,991	10,822	12,813
Ondo	2,737	7,015	9,752	2,204	5,052	7,256
Osun	2,302	6,020	8,322	2,302	6,020	8,322
Oyo	2,670	12,450	15,120	1,670	8,197	9,867
Plateau	874	1,874	2,748	456	1,256	1,712
Rivers	1,499	10,398	11,897	812	5,775	6,587
Sokoto	1,742	3,817	5,559	1,188	3,554	4,742
Taraba	1,088	1,988	3,076	431	823	1,254
Yobe	1,057	992	2,049	860	740	1,600
Zamfara	44	2,296	2,340	28	1,460	1,488
National	70,929	221,304	292,233	50,595	156,690	207,285

1.5 Facilities

This section presents facilities available in ECCDE/Pre-Primary Schools – classrooms and toilets

Table 1.28 displays number and conditions of classrooms in public and private ECCDE/Pre-Primary while Table 1.29 – 1.31 displays the number and usage of toilets in ECCDE/Pre-primary.

Table 1.28: Number of Classrooms in Public and Private ECCDE/Pre-Primary by State and Condition:2020/2021

State	Public			Private			Both		
	Good Classroom	Bad Classroom	Total	Good Classroom	Bad Classroom	Total	Good Classroom	Bad Classroom	Total
Abia	1,280	1,636	2,916	2,971	1,855	4,826	4,251	3,491	7,742
Adamawa	1322	825	2,147	2,971	1855	4,826	4,293	2,680	6,973
Akwa Ibom	3,020	3,103	6,123	2,447	5,680	8,127	5,467	8,783	14,250
Anambra	2,964	301	3,265	6,236	294	6,530	9,200	595	9,795
Bauchi	5,488	3,064	8,552	4,707	239	4,946	10,195	3,302	13,497
Bayelsa	434	462	896	3,710	3,754	7,464	4,144	4,216	8,360
Benue	22	13	35	2,428	45	2,473	2,450	58	2,508
Borno			-			-			-
Cross Rivers	1,474	459	1,933	3,731	45	3,776	5,205	504	5,709
Delta	1,035	649	1,684			-	1,035	649	1,684
Ebonyi	520	952	1,472			-	520	952	1,472
Edo	761	1141	1,902	419	92	511	1,180	1,233	2,413
Ekiti	4,654	1,461	6,115	4,525	132	4,640	9,179	1,593	10,755
Enugu	1,415	496	1,911				1,415	496	1,911
FCT	1,182	845	2,027	1,446	58	1,504	2,628	903	3,531
Gombe	-	531	531	0	189	189	-	720	720
Imo	8,691	5,325	14,016	7,968	1,310	9,278	16,659	6,635	23,294
Jigawa	2,359	0	2,359	0	0	-	2,359	-	2,359
Kaduna	403	-	403	4,249	304	4,553	4,652	304	4,956
Kano			-			-			-
Katsina	0	0	-	-	-	-	-	-	-
Kebbi	3,695	128	3,823	-	-	-	3,695	128	3,823
Kogi	144	75	219	156	1	157	300	76	376
Kwara	5,764	751	6,515	9,195	122	9,317	14,959	873	15,832
Lagos	1,888	112	2,000			0	1,888	112	2,000
Nasarawa	300	132	432	1,688	140	1,828	1,988	272	2,260
Niger	4,878	703	5,581	1,973	276	2,249	6,851	979	7,830
Ogun	7,890	4,581	12,266	46,544	4,270	50,759	54,434	8,851	63,025
Ondo	1,801	1,495	3,296			-	1,801	1,495	3,296
Osun	120	97	217	10033	756	10,789	10,153	853	11,006
Oyo	12,882	1636	14,518	0	0	-	12,882	1,636	14,518
Plateau	1,701	1,732	3,433			-	1,701	1,732	3,433
Rivers	1866	1026	2,892	18910	302	19,212	20,776	1,328	22,104
Sokoto	603	551	1,154	1,207	1,102	997	1,810	1,653	2,151
Taraba	-	-	-	0	0	-	-	-	-
Yobe	1,349	48	1,397	378	-	378	1,727	48	1,775
Zamfara	234	238	472	1,413	304	1,717	1,647	542	2,189
National	82,139	34,568	116,502	139,305	23,125	161,046	221,444	57,692	277,547

Table 1.29: Number of Toilets In Public ECCDE/Pre-Primary Schools By State And Usage: 2020/2021

State	Student Toilets			Teachers Toilets		
	Male	Female	Total	Male	Female	Total
Abia	320	339	659	190	254	444
Adamawa	199	169	368	313	260	246
Akwa-Ibom	2,310	2,286	4,596	1,289	1,350	2,639
Anambra	-	-	-	-	-	-
Bauchi			-			-
Bayelsa	149	110	259	6	3	9
Benue			-			-
Borno			-			-
Cross River	189	658	847	270	634	904
Delta	84	72	156	126	140	266
Ebonyi			-			-
Edo	189	616	805	120	419	539
Ekiti	1,168	496	1,664	348	417	765
Enugu	-	-	-	-	-	-
FCT	4,574	4,535	9,109	360	199	559
Gombe	1,241	95	1,336	1,181	89	1,270
Imo	1,086	1,176	2,262	474	503	977
Jigawa	1,011	1,348	2,359	822	509	1,331
Kaduna	58	94	152	89	92	181
Kano			-			-
Katsina	-	-	-	-	-	-
Kebbi	405	298	703	334	249	583
Kogi	11	13	24	0	13	13
Kwara	418	416	834	264	281	545
Lagos	-	-	-	-	-	-
Nassarawa	-	-	-	-	-	-
Niger	1,323	1,310	2,633	234	231	465
Ogun	1,306	1,377	2,683	618	882	1,500
Ondo	380	575	955	413	495	908
Osun	45	28	73	36	23	59
Oyo	277	339	616	103	131	234
Plateau	1,647	641	2,288	206	238	444
Rivers	598	666	1,264	287	449	736
Sokoto	2,098	2,167	4,265	1,137	1,137	2,274
Taraba	-	-	-	-	-	-
Yobe						
Zamfara	89	92	181	58	94	152
National	21,175	19,916	41,091	9,278	9,092	18,043

Table 1.30: Number of Toilets in Private ECCDE/Pre-Primary Schools by State and Usage: 2020/2021

State	Student Toilets			Teachers Toilets		
	Male	Female	Total	Male	Female	Total
Abia	1,514	1,279	2,793	372	872	1,244
Adamawa	413	374	787	577	540	585
Akwa-Ibom	960	969	1,929	51	71	122
Anambra	-	-	-	-	-	-
Bauchi			-			-
Bayelsa	3,066	363	3,429	724	608	1,332
Benue	621	605	1,226	418	414	832
Borno			-			-
Cross River	1,024	1,089	2,113	766	1,073	1,839
Delta			-			-
Ebonyi			-			-
Edo	167	167	334	102	87	189
Ekiti	703	1,107	1,810	564	398	962
Enugu	-	-	-	-	-	-
FCT	491	546	1,037	174	198	372
Gombe	2,971	26	2,997	2,515	20	2,535
Imo	1,256	2,287	3,543	488	989	1,477
Jigawa	-	-	-	-	-	-
Kaduna	931	1,154	2,085	2,770	2,649	5,419
Kano			-			-
Katsina	-	-	-	-	-	-
Kebbi	338	296	634	188	143	331
Kogi	58	47	105	31	36	67
Kwara	1,266	1,279	2,545	547	575	1,122
Lagos			-			-
Nassarawa	148	148	296	34	34	68
Niger	1,224	1,183	2,407	991	885	1,876
Ogun	11,417	12,547	23,964	7,318	8,002	15,320
Ondo			-			-
Osun	2,703	2,521	5,224	2,632	2,558	5,190
Oyo	-	-	-	55	59	114
Plateau			-			-
Rivers	4,002	3,873	7,875	1,995	2,691	4,686
Sokoto	264	345	609	-	-	-
Taraba	-	-	-			-
Yobe						
Zamfara	713	582	1,295	184	395	579
National	36,250	32,787	69,037	23,496	23,297	46,261

Table 1.31: Number of Toilets in Public and Private ECCDE/Pre-Primary Schools By State And Usage: 2020/2021

State	Student Toilets			Teachers Toilets		
	Male	Female	Total	Male	Female	Total
Abia	1,834	1,618	3,452	562	1,126	1,688
Anambra	612	543	1,155	890	800	831
Akwa-Ibom	3,270	3,255	6,525	1,340	1,421	2,761
Anambra	-	-	-	-	-	-
Bauchi	-	-	-	-	-	-
Bayelsa	3,215	473	3,688	730	611	1,341
Benue	621	605	1,226	418	414	832
Borno	-	-	-	-	-	-
Cross River	1,213	1,747	2,960	1,036	1,707	2,743
Delta	84	72	156	126	140	266
Ebonyi	-	-	-	-	-	-
Edo	356	783	1,139	222	506	728
Ekiti	1,871	1,603	3,474	912	815	1,727
Enugu	-	-	-	-	-	-
FCT	5,065	5,081	10,146	534	397	931
Gombe	4,212	121	4,333	3,696	109	3,805
Imo	2,342	3,463	5,805	962	1,492	2,454
Jigawa	1,011	1,348	2,359	822	509	1,331
Kaduna	989	1,248	2,237	2,859	2,741	5,600
Kano	-	-	-	-	-	-
Katsina	-	-	-	-	-	-
Kebbi	743	594	1,337	522	392	914
Kogi	69	60	129	31	49	80
Kwara	1,684	1,695	3,379	811	856	1,667
Lagos	-	-	-	-	-	-
Nassarawa	148	148	296	34	34	68
Niger	2,547	2,493	5,040	1,225	1,116	2,341
Ogun	12,723	13,924	26,647	7,936	8,884	16,820
Ondo	380	575	955	413	495	908
Osun	2,748	2,549	5,297	2,668	2,581	5,249
Oyo	277	339	616	158	190	348
Plateau	1,647	641	2,288	206	238	444
Rivers	4,600	4,539	9,139	2,282	3,140	5,422
Sokoto	2,362	2,512	4,874	1,137	1,137	2,274
Taraba	-	-	-	-	-	-
Yobe	-	-	-	-	-	-
Zamfara	802	674	1,476	242	489	731
National	57,425	52,703	110,128	32,774	32,389	64,304

CHAPTER TWO

PRIMARY EDUCATION

2.0 Introduction

According to the National Policy on Education (Federal Government of Nigeria, 2014), the primary level of education is offered to children aged 6-11 years. The Universal Basic Education Programme (UBEP) guidelines indicate that primary education serves as a preparation for junior secondary education. Both the government and private providers are actively involved in the provision of primary education in the 36 states and the Federal Capital Territory (FCT). All primary age children in Nigeria are by the UBE Act, 2004 required to complete a full course of primary education and transit to the junior secondary school (JSS) without interruption. The Act makes it compulsory and free of all charges in public schools. This chapter provides a summary of statistics for the primary level of education for the 2020/21 academic year. It covers statistics on number of schools, enrolments by state, gender and location, teachers by state, gender, and location as well as facilities.

2.1 Summary of Public and Private Primary Schools

Table 2.1 provides information on the number of primary schools in Nigeria for five years, 2016/2017, to 2020/2021, while Figure 2.1 charts the trend.

Table 2.1: Number of Public and Private Primary Schools by Year: 2016/2017-2020/2021

Academic Year	Public	Private	Total
2016/2017	68,471	43,507	111,978
2017/2018	63,414	50,036	113,450
2018/2019	58,682	57,156	115,838
2019/2020	69,070	61,791	130,861
2020/2021	67,459	63,461	130,920

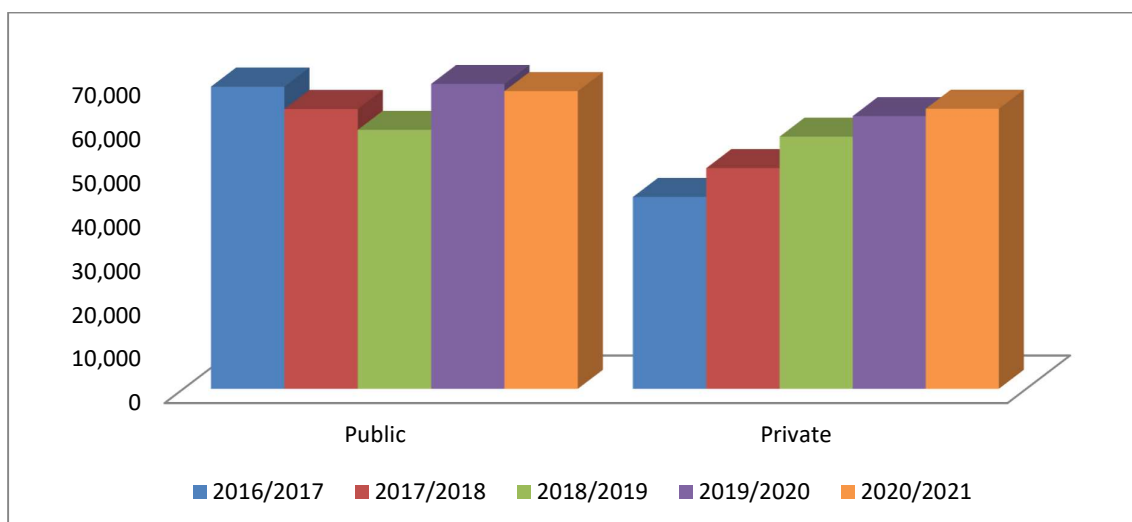


Figure 2.1: Number of Public and Private Primary Schools: 2016/2017-2020/2021

2.2 Number of Schools by State and Location

Table 2.2 provides the statistics on number of schools by state, location (rural and urban) and school type (public and private) for public, private, public and private schools.

Table 2. 1: Number of Public and Private Primary Schools by State and Location: 2020/2021

S/N	STATE	Public			Private			Total		
		Rural	Urban	Total	Rural	Urban	Total	Rural	Urban	Total
1	Abia	752	152	904	1,173	678	1,851	1,925	830	2,755
2	*Adamawa	1,789	198	1,987	373	495	868	2,162	693	2,855
3	Akwa-Ibom	922	245	1,167	1,025	543	1,568	1,947	788	2,735
4	Anambra	727	345	1,072	1,003	923	1,926	1,730	1,268	2,998
5	Bauchi	3,120	181	3,301	480	440	920	3,600	621	4,221
6	Bayelsa	503	48	551	298	701	999	801	749	1,550
7	Benue	478	58	536	275	631	906	753	689	1,442
8	Borno	2,483	178	2,661	673	652	1,325	3,156	830	3,986
9	Cross River	947	174	1,121	643	631	1,274	1,590	805	2,395
10	Delta	891	241	1,132	454	868	1,322	1,345	1,109	2,454
11	*Ebonyi	939	145	1,084	545	247	792	1,484	392	1,876
12	Edo	863	148	1,011	439	458	897	1,302	606	1,908
13	Ekiti	460	452	912	405	899	1,304	865	1,351	2,216
14	Enugu	1,029	184	1,213	1,069	627	1,696	2,098	811	2,909
15	FCT	534	100	634	964	991	1,955	1,498	1,091	2,589
16	Gombe	1,397	169	1,566	235	276	511	1,632	445	2,077
17	Imo	1,106	177	1,283	956	259	1,215	2,062	436	2,498
18	Jigawa	2,212	422	2,634	86	244	330	2,298	666	2,964
19	Kaduna	3,922	413	4,335	273	674	947	4,195	1,087	5,282
20	Kano	4,875	2,166	7,041	209	1,216	1,425	5,084	3,382	8,466
21	Katsina	2,472	300	2,772	186	417	603	2,658	717	3,375
22	*Kebbi	1,678	190	1,868	1,897	877	2,774	3,575	1,067	4,642
23	*Kogi	1,610	374	1,984	704	593	1,297	2,314	967	3,281
24	Kwara	1,291	273	1,564	547	962	1,509	1,838	1,235	3,073
25	*Lagos	210	936	1,146	2,580	7,857	10,437	2,790	8,793	11,583
26	Nassarawa	1,278	140	1,418	396	452	848	1,674	592	2,266
27	Niger	2,861	311	3,172	920	1,000	1,920	3,781	1,311	5,092
28	Ogun	969	607	1,576	2,290	3,041	5,331	3,259	3,648	6,907
29	Ondo	787	498	1,285	995	825	1,820	1,782	1,323	3,105
30	Osun	735	631	1,366	635	1,351	1,986	1,370	1,982	3,352
31	Oyo	1,505	1,044	2,549	1,246	3,263	4,509	2,751	4,307	7,058
32	Plateau	2,435	185	2,620	659	516	1,175	3,094	701	3,795
33	River	686	205	891	879	1,724	2,603	1,565	1,929	3,494
34	Sokoto	1,845	241	2,086	40	160	200	1,885	401	2,286
35	Taraba	2,120	161	2,281	476	510	986	2,596	671	3,267
36	*Yobe	868	124	992	22	145	167	890	269	1,159
37	Zamfara	1,536	208	1,744	708	557	1,265	2,244	765	3,009
	National	54,835	12,624	67,459	26,758	36,703	63,461	81,593	49,327	130,920

2.3 Public and Private Schools' Enrolment

2.3.1 Summary of National Enrolment for Public and Private Schools by Gender

Table 2.3 presents the statistics on the enrolment of learners for five academic years, 2016/2017 to 2020/21, while Figure 2.2 charts the enrolment trend.

Table 2. 2: Enrolment in Public and Private Primary Schools by Location and Gender: 2016/2017-2020/2021

Years	Public			Private			Both
	Male	Female	Total	Male	Female	Total	Total
2016/2017	11,219,283	10,015,771	21,235,054	1,667,044	1,641,624	3,308,668	24,543,722
2017/2018	11,618,213	10,766,542	22,384,755	2,775,436	2,729,193	5,504,632	27,889,387
2018/2019	12,954,401	11,792,016	24,746,417	2,583,262	2,679,334	5,262,596	30,009,013
2019/2020	12,705,455	12,018,923	24,724,378	2,658,585	2,717,121	5,375,706	30,100,084
2020/2021	12,667,610	11,967,850	24,635,460	2,856,770	2,963,352	5,820,122	30,455,582

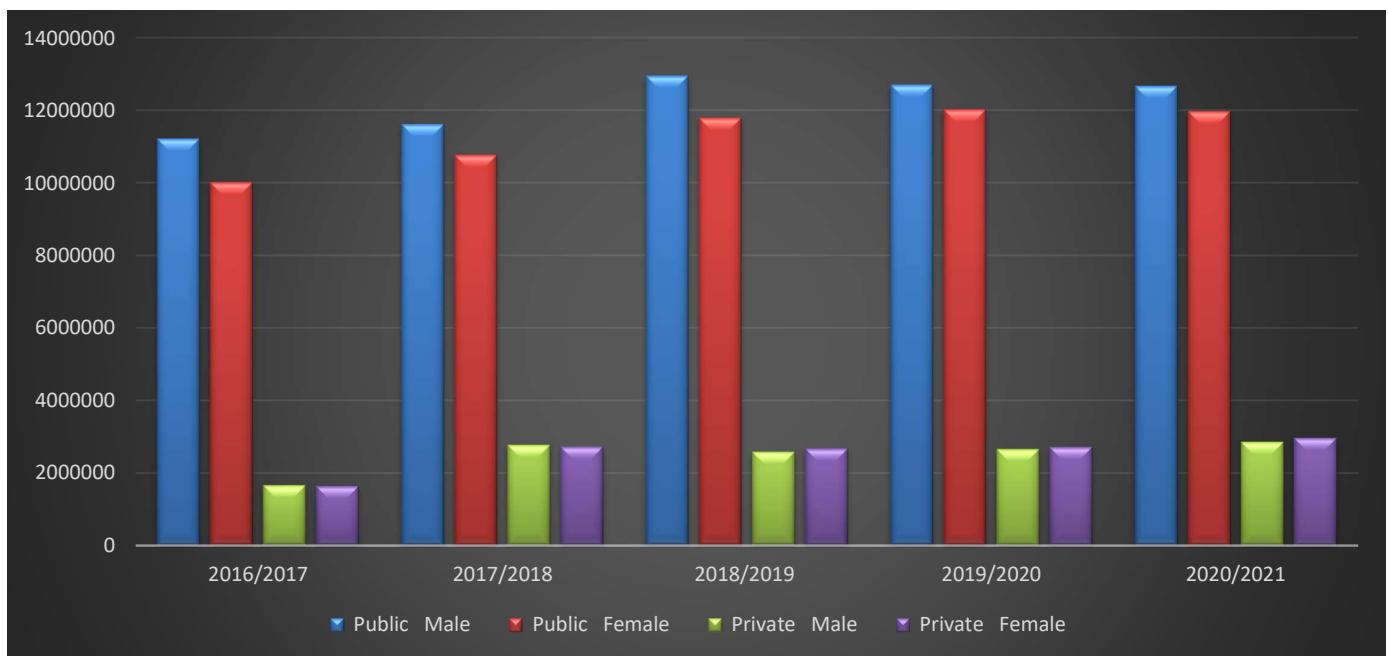


Figure 2. 2: Enrolment in Public and Private Primary Schools by Gender: 2016/2017-2020/2021

2.3.2 Summary of National Enrolment for Public and Private Schools by Gender for the 2020/2021 Academic Year

Table 2.4 indicates the enrolment for public and private primary schools by location and gender for the period under review. Figure 2.3 depicts the enrolment statistics by gender and location for public and private schools.

Table 2. 4: National Summary of Enrolment in Public and Private Primary Schools by Location (Rural/Urban) and Gender: 2020/2021

Sector	Rural			Urban			Both
	Male	Female	Total	Male	Female	Total	Total
Public	8,551,728	7,821,746	16,373,474	4,115,882	4,146,104	8,261,986	24,635,460
Private	1,200,511	1298827	2499338	1656259	1664525	3320784	5,820,122
Total	9,752,239	9,120,573	18,872,812	5,772,141	5,810,629	11,582,770	30,455,582

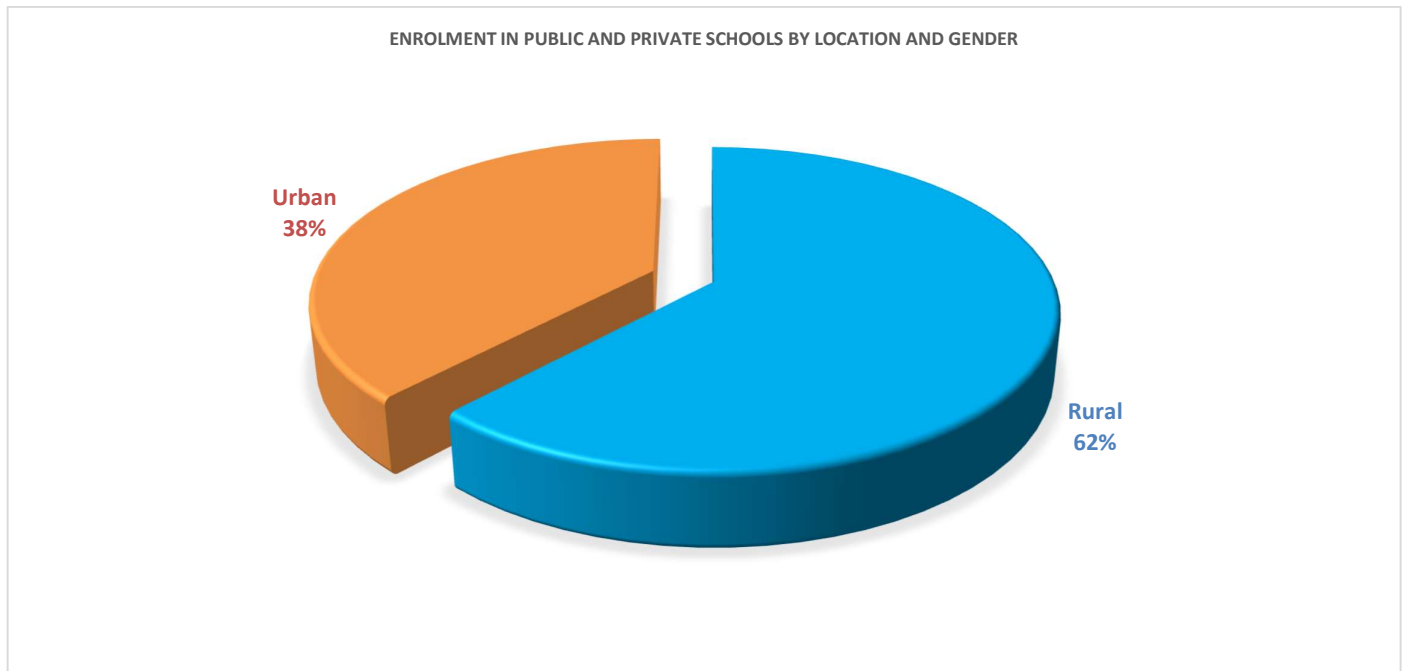


Figure 2. 1: Enrolment in Public and Private Schools by Location (Rural/Urban) and Gender: 2020/2021

2.3.3 Summary of National Enrolment by State, Location and Gender

Tables 2.5, 2.6 and 2.7 provide statistics on enrolment in public, private public, and private primary schools respectively by state, location, and gender.

Table 2. 5: Enrolment in Public Primary Schools by State, Location (Rural/Urban) and Gender 2021/2022

State	Rural			Urban			Total		
	Male	Female	Total	Male	Female	Total	Male	Female	Total
Abia	84,851	81,472	166,323	20,548	19,373	39,921	105,399	100,845	206,244
Adamawa	172,006	135,516	307,522	160,000	175,476	335,476	332,006	310,992	642,998
Akwa-Ibom	507,147	548,954	1,056,101	159,768	170,627	330,395	666,915	719,581	1,386,496
Anambra	58,762	54,513	113,275	44,832	45,096	89,928	103,594	99,609	203,203
Bauchi	282,982	252,861	535,843	283,190	252,661	535,851	566,172	505,522	1,071,694
Bayelsa	42,991	41,212	84,203	6,214	5,946	12,160	49,205	47,158	96,363
Benue	188,033	165,928	353,961	854	929	1,783	188,887	166,857	355,744
Borno	133,042	128,796	261,838	133,243	130,592	263,835	266,285	259,388	525,673
Cross River	78,389	80,685	159,074	15,720	16,786	32,506	94,109	97,471	191,580
Delta	115,434	112,814	228,248	49,421	49,471	98,892	164,855	162,285	327,140
Ebonyi	64,421	63,631	128,052	66,827	67,629	134,456	131,248	131,260	262,508
Edo	72,453	67,447	139,900	31,136	30,676	61,812	103,589	98,123	201,712
Ekiti	22,245	22,591	44,836	25,514	25,760	51,274	47,759	48,351	96,110
Enugu	72,178	68,896	141,074	16,774	17,864	34,638	88,952	86,760	175,712
FCT	80,034	78,989	159,023	40,120	45,208	85,328	120,154	124,197	244,351
Gombe	222,017	182,385	404,402	68,425	67,004	135,429	290,442	249,389	539,831
Imo	271,245	277,280	548,525	61,835	60,921	122,756	333,080	338,201	671,281
Jigawa	355,101	357,943	713,044	134,925	127,358	262,283	490,026	485,301	975,327
Kaduna	690,803	636,854	1,327,657	235,311	239,342	474,653	926,114	876,196	1,802,310
Kano	802,978	821,514	1,624,492	844,460	977,374	1,821,834	1,647,438	1,798,888	3,446,326
Katsina	850,037	849,905	1,699,942	230,242	230,253	460,495	1,080,279	1,080,158	2,160,437
Kebbi	464,383	265,832	730,215	141,836	78,603	220,439	606,219	344,435	950,654
Kogi	48,975	45,757	94,732	21,356	21,231	42,587	70,331	66,988	137,319
Kwara	59,564	52,297	111,861	39,135	38,241	77,376	98,699	90,538	189,237
Lagos	16,405	15,965	32,370	140,303	140,438	280,741	156,708	156,403	313,111
Nasarawa	149,284	110,550	259,834	33,700	26,090	59,790	182,984	136,640	319,624
Niger	294,078	231,133	525,211	33,833	27,779	61,612	327,911	258,912	586,823
Ogun	83,982	79,574	163,556	105,824	99,841	205,665	189,806	179,415	369,221
Ondo	131,742	134,807	266,549	90,432	91,959	182,391	222,174	226,766	448,940
Osun	54,707	55,748	110,455	88,703	87,640	176,343	143,410	143,388	286,798
Oyo	496,942	523,847	1,020,789	371,378	389,951	761,329	868,320	913,798	1,782,118
Plateau	237,437	235,160	472,597	18,998	18,713	37,711	256,435	253,873	510,308
Rivers	86,063	85,811	171,874	33,022	33,874	66,896	119,085	119,685	238,770
Sokoto	398,408	299,173	697,581	133,640	115,053	248,693	532,048	414,226	946,274
Taraba	334,228	284,578	618,806	44,427	42,223	86,650	378,655	326,801	705,456
Yobe	236,111	204,503	440,614	107,251	107,129	214,380	343,362	311,632	654,994
Zamfara	292,270	166,825	459,095	82,685	70,993	153,678	374,955	237,818	612,773
National	8,551,728	7,821,746	16,373,474	4,115,882	4,146,104	8,261,986	12,667,610	11,967,850	24,635,460

Table 2. 6: Enrolment in Private Primary Schools by State, Location (Rural/Urban) and Gender 2020/2021

State	Rural			Urban			Total		
	Male	Female	Total	Male	Female	Total	Male	Female	Total
Abia	37,871	38,856	76,727	28,597	29,855	58,452	66,468	68,711	135,179
Adamawa	35,735	33,426	69,161	38,677	36,971	75,648	74,412	70,397	144,809
Akwa-Ibom	153,892	159,480	313,372	67,968	70,618	138,586	221,860	230,098	451,958
Anambra	62,735	61,030	123,765	73,367	71,476	144,843	136,102	132,506	268,608
Bauchi	27,358	32,226	59,584	47,978	49,787	97,765	75,336	82,013	157,349
Bayelsa	13,112	13,504	26,616	29,216	31,071	60,287	42,328	44,575	86,903
Benue	34,354	33,706	68,060	29,861	29,459	59,320	64,215	63,165	127,380
Borno	11,736	11,613	23,349	21,743	22,714	44,457	33,479	34,327	67,806
Cross River	38,692	39,340	78,032	35,827	37,223	73,050	74,519	76,563	151,082
Delta	23,092	23,406	46,498	49,539	50,480	100,019	72,631	73,886	146,517
Ebonyi	12,695	14,074	26,769	22,917	23,978	46,895	35,612	38,052	73,664
Edo	2,614	2,538	5,152	5,624	5,526	11,150	8,238	8,064	16,302
Ekiti	5,752	5,781	11,533	11,100	10,786	21,886	16,852	16,567	33,419
Enugu	93,185	104,413	197,598	49,148	50,991	100,139	142,333	155,404	297,737
FCT	1,083	1,099	2,182	4,910	4,850	9,760	5,993	5,949	11,942
Gombe	20,796	19,156	39,952	24,412	24,101	48,513	45,208	43,257	88,465
Imo	85,204	171,493	256,697	21,464	44,114	65,578	106,668	215,607	322,275
Jigawa	10,058	11,174	21,232	25,882	29,061	54,943	35,940	40,235	76,175
Kaduna	14,441	13,290	27,731	35,702	35,718	71,420	50,143	49,008	99,151
Kano	38,954	40,779	79,733	47,179	49,979	97,158	86,133	90,758	176,891
Katsina	17,707	15,384	33,091	41,954	37,898	79,852	59,661	53,282	112,943
Kebbi	10,297	9,298	19,595	14,879	13,917	28,796	25,176	23,215	48,391
Kogi	447	472	919	1,391	1,280	2,671	1,838	1,752	3,590
Kwara	16,793	17,680	34,473	52,835	54,611	107,446	69,628	72,291	141,919
Lagos	95,177	98,857	194,034	143,757	141,938	285,695	238,934	240,795	479,729
Nasarawa	15,988	15,696	31,684	23,796	23,685	47,481	39,784	39,381	79,165
Niger	48,617	39,789	88,406	49,957	36,781	86,738	98,574	76,570	175,144
Ogun	110,576	113,693	224,269	326,657	320,274	646,931	437,233	433,967	871,200
Ondo	19,746	19,046	38,792	26,746	27,947	54,693	46,492	46,993	93,485
Osun	20,328	21,629	41,957	46,857	48,023	94,880	67,185	69,652	136,837
Oyo	34,875	35,203	70,078	95,948	97,397	193,345	130,823	132,600	263,423
Plateau	9,548	9,647	19,195	8,071	7,907	15,978	17,619	17,554	35,173
Rivers	33,040	32,112	65,152	45,587	46,298	91,885	78,627	78,410	157,037
Sokoto	3,506	3,101	6,607	13,638	12,639	26,277	17,144	15,740	32,884
Taraba	36,116	33,474	69,590	38,867	37,560	76,427	74,983	71,034	146,017
Yobe	388	325	713	25,922	25,792	51,714	26,310	26,117	52,427
Zamfara	4,003	3,037	7,040	28,286	21,820	50,106	32,289	24,857	57,146
National	1,200,511	1,298,827	2,499,338	1,656,259	1,664,525	3,320,784	2,856,770	2,963,352	5,820,122

Table 2.7: Enrolment in Public and Private Primary Schools by State, Location (Rural/Urban) and Gender 2020/2021

State	Rural			Urban			Total		
	Male	Female	Total	Male	Female	Total	Male	Female	Total
Abia	122,722	120,328	243,050	49,145	49,228	98,373	171,867	169,556	341,423
Adamawa	207,741	168,942	376,683	198,677	212,447	411,124	406,418	381,389	787,807
Akwa-Ibom	661,039	708,434	1,369,473	227,736	241,245	468,981	888,775	949,679	1,838,454
Anambra	121,497	115,543	237,040	118,199	116,572	234,771	239,696	232,115	471,811
Bauchi	310,340	285,087	595,427	331,168	302,448	633,616	641,508	587,535	1,229,043
Bayelsa	56,103	54,716	110,819	35,430	37,017	72,447	91,533	91,733	183,266
Benue	222,387	199,634	422,021	30,715	30,388	61,103	253,102	230,022	483,124
Borno	144,778	140,409	285,187	154,986	153,306	308,292	299,764	293,715	593,479
Cross River	117,081	120,025	237,106	51,547	54,009	105,556	168,628	174,034	342,662
Delta	138,526	136,220	274,746	98,960	99,951	198,911	237,486	236,171	473,657
Ebonyi	77,116	77,705	154,821	89,744	91,607	181,351	166,860	169,312	336,172
Edo	75,067	69,985	145,052	36,760	36,202	72,962	111,827	106,187	218,014
Ekiti	27,997	28,372	56,369	36,614	36,546	73,160	64,611	64,918	129,529
Enugu	165,363	173,309	338,672	65,922	68,855	134,777	231,285	242,164	473,449
FCT	81,117	80,088	161,205	45,030	50,058	95,088	126,147	130,146	256,293
Gombe	242,813	201,541	444,354	92,837	91,105	183,942	335,650	292,646	628,296
Imo	356,449	448,773	805,222	83,299	105,035	188,334	439,748	553,808	993,556
Jigawa	365,159	369,117	734,276	160,807	156,419	317,226	525,966	525,536	1,051,502
Kaduna	705,244	650,144	1,355,388	271,013	275,060	546,073	976,257	925,204	1,901,461
Kano	841,932	862,293	1,704,225	891,639	1,027,353	1,918,992	1,733,571	1,889,646	3,623,217
Katsina	867,744	865,289	1,733,033	272,196	268,151	540,347	1,139,940	1,133,440	2,273,380
Kebbi	474,680	275,130	749,810	156,715	92,520	249,235	631,395	367,650	999,045
Kogi	49,422	46,229	95,651	22,747	22,511	45,258	72,169	68,740	140,909
Kwara	76,357	69,977	146,334	91,970	92,852	184,822	168,327	162,829	331,156
Lagos	111,582	114,822	226,404	284,060	282,376	566,436	395,642	397,198	792,840
Nasarawa	165,272	126,246	291,518	57,496	49,775	107,271	222,768	176,021	398,789
Niger	342,695	270,922	613,617	83,790	64,560	148,350	426,485	335,482	761,967
Ogun	194,558	193,267	387,825	432,481	420,115	852,596	627,039	613,382	1,240,421
Ondo	151,488	153,853	305,341	117,178	119,906	237,084	268,666	273,759	542,425
Osun	75,035	77,377	152,412	135,560	135,663	271,223	210,595	213,040	423,635
Oyo	531,817	559,050	1,090,867	467,326	487,348	954,674	999,143	1,046,398	2,045,541
Plateau	246,985	244,807	491,792	27,069	26,620	53,689	274,054	271,427	545,481
Rivers	119,103	117,923	237,026	78,609	80,172	158,781	197,712	198,095	395,807
Sokoto	401,914	302,274	704,188	147,278	127,692	274,970	549,192	429,966	979,158
Taraba	370,344	318,052	688,396	83,294	79,783	163,077	453,638	397,835	851,473
Yobe	236,499	204,828	441,327	133,173	132,921	266,094	369,672	337,749	707,421
Zamfara	296,273	169,862	466,135	110,971	92,813	203,784	407,244	262,675	669,919
National	9,752,239	9,120,573	18,872,812	5,772,141	5,810,629	11,582,770	15,524,380	14,931,202	30,455,582

2.3.4 Summary of Enrolment by State, Grouped Age and Gender

Tables 2.8, 2.9 and 2.10 indicate statistics on enrolment by state, grouped age and gender for public, private, public and private primary schools respectively.

Table 2. 8: Enrolment in Public Primary Schools by State, Grouped Age and Gender: 2020/2021

State	Below 6 Years		6-11 Years		Above 11 Years		Total		
	Male	Female	Male	Female	Male	Female	Male	Female	Total
Abia	3535	3544	98,388	94,603	3,476	2,698	105,399	100,845	206,244
Adamawa	47196	43917	111798	101726	173012	165349	332,006	310,992	642,998
Akwa-Ibom	31185	33686	618,849	667,477	16881	18418	666,915	719,581	1,386,496
Anambra	0	0	101,696	97,677	1898	1932	103,594	99,609	203,203
Bauchi	128724	139057	295427	268705	142021	97760	566,172	505,522	1,071,694
Bayelsa	22210	20238	21,967	20,923	5028	5997	49,205	47,158	96,363
Benue	34504	31134	144,698	128,990	9,685	6,733	188,887	166,857	355,744
Borno	98627	99872	153726	145986	13932	13530	266,285	259,388	525,673
Cross River	2182	2374	91,927	95,097	0	0	94,109	97,471	191,580
Delta	5274	5420	154,582	151,882	4999	4983	164,855	162,285	327,140
Ebonyi	16794	17497	109749	110219	4705	3544	131,248	131,260	262,508
Edo	42	46	103,547	98,077	0	0	103,589	98,123	201,712
Ekiti	3491	3759	41,517	41,681	2,751	2,911	47,759	48,351	96,110
Enugu	1202	1286	84,655	82,359	3095	3115	88,952	86,760	175,712
FCT	4382	4505	109,198	113,293	6574	6399	120,154	124,197	244,351
Gombe	9984	9968	259,116	222,093	21,342	17,328	290,442	249,389	539,831
Imo	13761	13922	309,632	314,345	9687	9934	333,080	338,201	671,281
Jigawa	75798	80509	398,847	389,348	15,381	15,444	490,026	485,301	975,327
Kaduna	97507	97756	771080	720487	57527	57953	926,114	876,196	1,802,310
Kano	68614	76849	1544841	1686146	33983	35893	1,647,438	1,798,888	3,446,326
Katsina	35748	40525	974,776	975,285	69755	64348	1,080,279	1,080,158	2,160,437
Kebbi	12098	8841	567,930	316,994	26191	18600	606,219	344,435	950,654
Kogi	6741	6365	55,004	52,048	8586	8575	70,331	66,988	137,319
Kwara	4468	4178	87,393	79,636	6838	6724	98,699	90,538	189,237
Lagos	0	0	156,708	156,403	0	0	156,708	156,403	313,111
Nasarawa	5922	3065	167,996	126,586	9066	6989	182,984	136,640	319,624
Niger	25715	19364	285,873	226,158	16323	13390	327,911	258,912	586,823
Ogun	2075	2074	177,052	167,166	10,679	10,175	189,806	179,415	369,221
Ondo	654	663	221,073	225,640	447	463	222,174	226,766	448,940
Osun	1937	2177	137,598	136,966	3875	4245	143,410	143,388	286,798
Oyo	78057	83645	720,017	693,790	70246	136363	868,320	913,798	1,782,118
Plateau	57229	60573	171,763	163,863	27443	29437	256,435	253,873	510,308
Rivers	1626	1339	116,115	116,858	1344	1488	119,085	119,685	238,770
Sokoto	15820	12752	485,268	376,426	30,960	25,048	532,048	414,226	946,274
Taraba	29769	24255	333,974	288,350	14912	14196	378,655	326,801	705,456
Yobe	16550	14440	308,464	279,686	18348	17506	343,362	311,632	654,994
Zamfara	19732	13092	337,772	212,689	17451	12037	374,955	237,818	612,773
National	979,153	982,687	10,830,016	10,145,658	858,441	839,505	12,667,610	11,967,850	24,635,460

Table 2. 9: Enrolment in Private Primary Schools by State, Grouped Age and Gender: 2020/2021

State	Below 6 Years		6-11 Years		Above 11 Years		Total		
	Male	Female	Male	Female	Male	Female	Male	Female	Total
Abia	4948	5035	59,380	61,345	2,140	2,331	66,468	68,711	135,179
Adamawa	6,979	7,121	65,560	61,126	1,873	2,150	74,412	70,397	144,809
Akwa-Ibom	10812	11737	208,017	215,052	3031	3309	221,860	230,098	451,958
Anambra	0	0	136,060	132,456	42	50	136,102	132,506	268,608
Bauchi	7,097	8,964	63,232	67,070	5,007	5,979	75,336	82,013	157,349
Bayelsa	17653	18795	23,368	24,302	1307	1478	42,328	44,575	86,903
Benue	3728	4400	56,164	54,174	4323	4591	64,215	63,165	127,380
Borno	2,351	2,947	30,113	29,660	1,015	1,720	33,479	34,327	67,806
Cross River	2264	2325	72,246	74,221	9	17	74,519	76,563	151,082
Delta	1,251	2,111	70,483	70,848	897	927	72,631	73,886	146,517
Ebonyi	812	899	34,296	36,482	504	671	35,612	38,052	73,664
Edo	81	66	8,151	7,992	6	6	8,238	8,064	16,302
Ekiti	1417	1407	15,076	14,761	359	399	16,852	16,567	33,419
Enugu	1444	1469	139,304	152,212	1585	1723	142,333	155,404	297,737
FCT	361	360	5,575	5,529	57	60	5,993	5,949	11,942
Gombe	1668	1820	41,008	37,421	2,532	4,016	45,208	43,257	88,465
Imo	5845	12510	97,506	197,122	3317	5975	106,668	215,607	322,275
Jigawa	3368	2656	32,009	37,002	563	577	35,940	40,235	76,175
kaduna	2856	2974	45,164	44,012	2123	2022	50,143	49,008	99,151
Kano	157	1,972	84,104	86,839	1,872	1,947	86,133	90,758	176,891
Katsina	2115	1899	52,142	46,394	5404	4989	59,661	53,282	112,943
Kebbi	893	972	23,036	19,856	1,247	2,387	25,176	23,215	48,391
Kogi	227	203	1,575	1,517	36	32	1,838	1,752	3,590
Kwara	31218	12861	29,180	22,426	9230	37004	69,628	72,291	141,919
Lagos	22,175	24,975	197,674	192,022	19,085	23,798	238,934	240,795	479,729
Nassarawa	1729	2115	36,326	35,151	1729	2115	39,784	39,381	79,165
Niger	7095	5676	86,987	67,333	4492	3561	98,574	76,570	175,144
Ogun	17345	15945	409,657	408,834	10231	9188	437,233	433,967	871,200
Ondo	987	996	44,978	45,366	527	631	46,492	46,993	93,485
Osun	4619	5287	58,994	60,438	3572	3927	67,185	69,652	136,837
Oyo	6574	6929	120,806	121,965	3443	3706	130,823	132,600	263,423
Plateau	1077	1086	15,842	15,779	700	689	17,619	17,554	35,173
Rivers	1153	1054	76,167	75,860	1307	1496	78,627	78,410	157,037
Sokoto	428	424	15,846	14,518	870	798	17,144	15,740	32,884
Taraba	6427	5146	65,818	63,190	2738	2698	74,983	71,034	146,017
Yobe	578	617	25,104	24,800	628	700	26,310	26,117	52,427
Zamfara	1915	1655	28,530	21,542	1844	1660	32,289	24,857	57,146
National	181,647	177,408	2,575,478	2,646,617	99,645	139,327	2,856,770	2,963,352	5,820,122

Table 2. 10: Enrolment in Public and Private Primary Schools by State, Grouped Age and Gender: 2020/2021

State	Below 6 Years		6-11 Years		Above 11 Years		Total		
	Male	Female	Male	Female	Male	Female	Male	Female	Total
Abia	8,483	8,579	157,768	155,948	5,616	5,029	171,867	169,556	341,423
Adamawa	54,175	51,038	177,358	162,852	174,885	167,499	406,418	381,389	787,807
Akwa-Ibom	41,997	45,423	826,866	882,529	19,912	21,727	888,775	949,679	1,838,454
Anambra	-	-	237,756	230,133	1,940	1,982	239,696	232,115	471,811
Bauchi	135,821	148,021	358,659	335,775	147,028	103,739	641,508	587,535	1,229,043
Bayelsa	39,863	39,033	45,335	45,225	6,335	7,475	91,533	91,733	183,266
Benue	38,232	35,534	200,862	183,164	14,008	11,324	253,102	230,022	483,124
Borno	100,978	102,819	183,839	175,646	14,947	15,250	299,764	293,715	593,479
Cross River	4,446	4,699	164,173	169,318	9	17	168,628	174,034	342,662
Delta	6,525	7,531	225,065	222,730	5,896	5,910	237,486	236,171	473,657
Ebonyi	17,606	18,396	144,045	146,701	5,209	4,215	166,860	169,312	336,172
Edo	123	112	111,698	106,069	6	6	111,827	106,187	218,014
Ekiti	4,908	5,166	56,593	56,442	3,110	3,310	64,611	64,918	129,529
Enugu	2,646	2,755	223,959	234,571	4,680	4,838	231,285	242,164	473,449
FCT	4,743	4,865	114,773	118,822	6,631	6,459	126,147	130,146	256,293
Gombe	11,652	11,788	300,124	259,514	23,874	21,344	335,650	292,646	628,296
Imo	19,606	26,432	407,138	511,467	13,004	15,909	439,748	553,808	993,556
Jigawa	79,166	83,165	430,856	426,350	15,944	16,021	525,966	525,536	1,051,502
Kaduna	100,363	100,730	816,244	764,499	59,650	59,975	976,257	925,204	1,901,461
Kano	68,771	78,821	1,628,945	1,772,985	35,855	37,840	1,733,571	1,889,646	3,623,217
Katsina	37,863	42,424	1,026,918	1,021,679	75,159	69,337	1,139,940	1,133,440	2,273,380
Kebbi	12,991	9,813	590,966	336,850	27,438	20,987	631,395	367,650	999,045
Kogi	6,968	6,568	56,579	53,565	8,622	8,607	72,169	68,740	140,909
Kwara	35,686	17,039	116,573	102,062	16,068	43,728	168,327	162,829	331,156
Lagos	22,175	24,975	354,382	348,425	19,085	23,798	395,642	397,198	792,840
Nasarawa	7,651	5,180	204,322	161,737	10,795	9,104	222,768	176,021	398,789
Niger	32,810	25,040	372,860	293,491	20,815	16,951	426,485	335,482	761,967
Ogun	19,420	18,019	586,709	576,000	20,910	19,363	627,039	613,382	1,240,421
Ondo	1,641	1,659	266,051	271,006	974	1,094	268,666	273,759	542,425
Osun	6,556	7,464	196,592	197,404	7,447	8,172	210,595	213,040	423,635
Oyo	84,631	90,574	840,823	815,755	73,689	140,069	999,143	1,046,398	2,045,541
Plateau	58,306	61,659	187,605	179,642	28,143	30,126	274,054	271,427	545,481
Rivers	2,779	2,393	192,282	192,718	2,651	2,984	197,712	198,095	395,807
Sokoto	16,248	13,176	501,114	390,944	31,830	25,846	549,192	429,966	979,158
Taraba	36,196	29,401	399,792	351,540	17,650	16,894	453,638	397,835	851,473
Yobe	17,128	15,057	333,568	304,486	18,976	18,206	369,672	337,749	707,421
Zamfara	21,647	14,747	366,302	234,231	19,295	13,697	407,244	262,675	669,919
National	1,160,800	1,160,095	13,405,494	12,792,275	958,086	978,832	15,524,380	14,931,202	30,455,582

2.3.4 Summary of Enrolment by State, Single Age and Gender

Tables 2.11, 2.12 and 2.13 indicate statistics on enrolment by state, single age and gender for public, private, public and private primary schools respectively.

Table 2. 11: Enrolment in Public Primary Schools by State, Single Age and Gender: 2020/2021

State	Below 6 Years		6 Years		7 Years		8 Years		9 Years		10 Years		11 Years		Above 11 Years	
	Male	Female	Male	Female	Male	Female	Male	Female	Male	Female	Male	Female	Male	Female	Male	Female
Abia	3,535	3,544	9,838	9,460	19,681	18,923	29,516	28,380	19,677	18,920	9,838	9,460	9,838	9,460	3,476	2,698
Adamawa	47,196	43,917	11,179	10,172	22,363	20,348	33,539	30,517	22,359	20,345	11,179	10,172	11,179	10,172	173,012	165,349
Akwa-Ibom	31,185	33,686	61,884	66,747	123,774	133,498	185,654	200,243	123,769	133,495	61,884	66,747	61,884	66,747	16,881	18,418
Anambra	-	-	10,169	9,767	20,342	19,538	30,508	29,303	20,339	19,535	10,169	9,767	10,169	9,767	1,898	1,932
Bauchi	128,724	139,057	29,542	26,870	59,088	53,743	88,628	80,611	59,085	53,741	29,542	26,870	29,542	26,870	142,021	97,760
Bayelsa	22,210	20,238	2,196	2,092	4,396	4,187	6,590	6,276	4,393	4,184	2,196	2,092	2,196	2,092	5,028	5,997
Benue	34,504	31,134	14,469	12,899	28,943	25,798	43,409	38,697	28,939	25,798	14,469	12,899	14,469	12,899	9,685	6,733
Borno	98,627	99,872	15,372	14,598	30,748	29,200	46,117	43,795	30,745	29,197	15,372	14,598	15,372	14,598	13,932	13,530
Cross River	2,182	2,374	9,192	9,509	18,388	19,022	27,578	28,529	18,385	19,019	9,192	9,509	9,192	9,509	-	-
Delta	5,274	5,420	15,458	15,188	30,918	30,378	46,374	45,564	30,916	30,376	15,458	15,188	15,458	15,188	4,999	4,983
Ebonyi	16,794	17,497	10,974	11,021	21,954	22,048	32,924	33,065	21,949	22,043	10,974	11,021	10,974	11,021	4,705	3,544
Edo	42	46	10,354	9,807	20,712	19,618	31,064	29,423	20,709	19,615	10,354	9,807	10,354	9,807	-	-
Ekiti	3,491	3,759	4,151	4,168	8,306	8,337	12,455	12,504	8,303	8,336	4,151	4,168	4,151	4,168	2,751	2,911
Enugu	1,202	1,286	8,465	8,235	16,933	16,476	25,396	24,707	16,931	16,471	8,465	8,235	8,465	8,235	3,095	3,115
FCT	4,382	4,505	10,919	11,329	21,843	22,661	32,759	33,987	21,839	22,658	10,919	11,329	10,919	11,329	6,574	6,399
Gombe	9,984	9,968	25,911	22,209	51,826	44,421	77,734	66,627	51,823	44,418	25,911	22,209	25,911	22,209	21,342	17,328
Imo	13,761	13,922	30,963	31,434	61,928	62,871	92,889	94,303	61,926	62,869	30,963	31,434	30,963	31,434	9,687	9,934
Jigawa	75,798	80,509	39,884	38,934	79,772	77,873	119,654	116,804	79,769	77,869	39,884	38,934	39,884	38,934	15,381	15,444
Kaduna	97,507	97,756	77,108	72,048	154,216	144,100	231,324	216,146	154,216	144,097	77,108	72,048	77,108	72,048	57,527	57,953
Kano	68,614	76,849	154,484	168,614	308,969	337,232	463,452	505,843	308,968	337,229	154,484	168,614	154,484	168,614	33,983	35,893
Katsina	35,748	40,525	97,477	97,528	194,958	195,059	292,432	292,585	194,955	195,057	97,477	97,528	97,477	97,528	69,755	64,348
Kebbi	12,098	8,841	56,793	31,699	113,586	63,401	170,379	95,098	113,586	63,398	56,793	31,699	56,793	31,699	26,191	18,600
Kogi	6,741	6,365	5,500	5,204	11,003	10,413	16,501	15,614	11,000	10,409	5,500	5,204	5,500	5,204	8,586	8,575
Kwara	4,468	4,178	8,739	7,963	17,481	15,930	26,217	23,890	17,478	15,927	8,739	7,963	8,739	7,963	6,838	6,724
Lagos	-	-	15,670	15,640	31,345	31,283	47,012	46,920	31,341	31,280	15,670	15,640	15,670	15,640	-	-
Nassarawa	5,922	3,065	16,799	12,658	33,602	25,320	50,398	37,975	33,599	25,317	16,799	12,658	16,799	12,658	9,066	6,989
Niger	25,715	19,364	28,587	22,615	57,177	45,235	85,761	67,847	57,174	45,231	28,587	22,615	28,587	22,615	16,323	13,390
Ogun	2,075	2,074	17,705	16,716	35,412	33,436	53,115	50,149	35,410	33,433	17,705	16,716	17,705	16,716	10,679	10,175
Ondo	654	663	22,107	22,564	44,217	45,128	66,321	67,692	44,214	45,128	22,107	22,564	22,107	22,564	447	463
Osun	1,937	2,177	13,759	13,696	27,523	27,396	41,279	41,089	27,519	27,393	13,759	13,696	13,759	13,696	3,875	4,245
Oyo	78,057	83,645	72,001	69,379	144,006	138,758	216,005	208,137	144,003	138,758	72,001	69,379	72,001	69,379	70,246	136,363
Plateau	57,229	60,573	17,176	16,386	34,355	32,775	51,528	49,158	34,352	32,772	17,176	16,386	17,176	16,386	27,443	29,437
Rivers	1,626	1,339	11,611	11,685	23,225	23,375	34,834	35,057	23,223	23,371	11,611	11,685	11,611	11,685	1,344	1,488
Sokoto	15,820	12,752	48,526	37,642	97,057	75,288	145,580	112,927	97,053	75,285	48,526	37,642	48,526	37,642	30,960	25,048
Taraba	29,769	24,255	33,397	28,835	66,797	57,670	100,192	86,505	66,794	57,670	33,397	28,835	33,397	28,835	14,912	14,196
Yobe	16,550	14,440	30,846	27,968	61,695	55,940	92,539	83,905	61,692	55,937	30,846	27,968	30,846	27,968	18,348	17,506
Zamfara	19,732	13,092	33,777	21,268	67,556	42,542	101,331	63,806	67,554	42,537	33,777	21,268	33,777	21,268	17,451	12,037
National	979,153	982,687	1,082,982	1,014,547	2,166,095	2,029,221	3,248,988	3,043,678	2,165,987	2,029,118	1,082,982	1,014,547	1,082,982	1,014,547	858,441	839,505

Table 2. 12: Enrolment in Private Primary Schools by State, Single Age and Gender: 2020/2021

State	Below 6 Years		6 Years		7 Years		8 Years		9 Years		10 Years		11 Years		Above 11 Years	
	Male	Female	Male	Female	Male	Female	Male	Female	Male	Female	Male	Female	Male	Female	Male	Female
Abia	4,948	5,035	5,938	6,134	11,876	12,271	17,814	18,403	11,876	12,269	5,938	6,134	5,938	6,134	2,140	2,331
Adamawa	6,979	7,121	6,556	6,112	13,112	12,228	19,668	18,337	13,112	12,225	6,556	6,112	6,556	6,112	1,873	2,150
Akwa-Ibom	10,812	11,737	20,801	21,505	41,606	43,012	62,405	64,515	41,603	43,010	20,801	21,505	20,801	21,505	3,031	3,309
Anambra	-	-	13,606	13,245	27,212	26,494	40,818	39,736	27,212	26,491	13,606	13,245	13,606	13,245	42	50
Bauchi	7,097	8,964	6,323	6,707	12,648	13,414	18,969	20,121	12,646	13,414	6,323	6,707	6,323	6,707	5,007	5,979
Bayelsa	17,653	18,795	2,336	2,430	4,677	4,862	7,010	7,290	4,673	4,860	2,336	2,430	2,336	2,430	1,307	1,478
Benue	3,728	4,400	5,616	5,417	11,235	10,837	16,849	16,252	11,232	10,834	5,616	5,417	5,616	5,417	4,323	4,591
Borno	2,351	2,947	3,011	2,966	6,025	5,932	9,033	8,898	6,022	5,932	3,011	2,966	3,011	2,966	1,015	1,720
Cross River	2,264	2,325	7,224	7,422	14,452	14,845	21,673	22,266	14,449	14,844	7,224	7,422	7,224	7,422	9	17
Delta	1,251	2,111	7,048	7,084	14,099	14,173	21,144	21,254	14,096	14,169	7,048	7,084	7,048	7,084	897	927
Ebonyi	812	899	3,429	3,648	6,862	7,298	10,288	10,944	6,859	7,296	3,429	3,648	3,429	3,648	504	671
Edo	81	66	815	799	1,631	1,600	2,445	2,397	1,630	1,598	815	799	815	799	6	6
Ekiti	1,417	1,407	1,507	1,476	3,018	2,953	4,522	4,428	3,015	2,952	1,507	1,476	1,507	1,476	359	399
Enugu	1,444	1,469	13,930	15,221	27,863	30,444	41,791	45,663	27,860	30,442	13,930	15,221	13,930	15,221	1,585	1,723
FCT	361	360	557	552	1,117	1,110	1,672	1,658	1,115	1,105	557	552	557	552	57	60
Gombe	1,668	1,820	4,100	3,742	8,205	7,485	12,302	11,226	8,201	7,484	4,100	3,742	4,100	3,742	2,532	4,016
Imo	5,845	12,510	9,750	19,712	19,504	39,426	29,251	59,136	19,501	39,424	9,750	19,712	9,750	19,712	3,317	5,975
Jigawa	3,368	2,656	3,200	3,700	6,406	7,402	9,602	11,100	6,401	7,400	3,200	3,700	3,200	3,700	563	577
kaduna	2,856	2,974	4,516	4,401	9,035	8,804	13,549	13,203	9,032	8,802	4,516	4,401	4,516	4,401	2,123	2,022
Kano	157	1,972	8,410	8,683	16,823	17,372	25,231	26,051	16,820	17,367	8,410	8,683	8,410	8,683	1,872	1,947
Katsina	2,115	1,899	5,214	4,639	10,430	9,281	15,642	13,918	10,428	9,278	5,214	4,639	5,214	4,639	5,404	4,989
Kebbi	893	972	2,303	1,985	4,610	3,974	6,910	5,956	4,607	3,971	2,303	1,985	2,303	1,985	1,247	2,387
Kogi	227	203	157	151	317	306	472	455	315	303	157	151	157	151	36	32
Kwara	31,218	12,861	2,918	2,242	5,836	4,488	8,754	6,727	5,836	4,485	2,918	2,242	2,918	2,242	9,230	37,004
Lagos	22,175	24,975	19,767	19,202	39,537	38,406	59,302	57,606	39,534	38,404	19,767	19,202	19,767	19,202	19,085	23,798
Nassarawa	1,729	2,115	3,632	3,515	7,268	7,031	10,897	10,545	7,265	7,030	3,632	3,515	3,632	3,515	1,729	2,115
Niger	7,095	5,676	8,698	6,733	17,400	13,469	26,096	20,199	17,397	13,466	8,698	6,733	8,698	6,733	4,492	3,561
Ogun	17,345	15,945	40,965	40,883	81,934	81,769	122,897	122,650	81,931	81,766	40,965	40,883	40,965	40,883	10,231	9,188
Ondo	987	996	4,497	4,536	8,999	9,076	13,493	13,609	8,995	9,073	4,497	4,536	4,497	4,536	527	631
Osun	4,619	5,287	5,899	6,043	11,801	12,091	17,698	18,131	11,798	12,087	5,899	6,043	5,899	6,043	3,572	3,927
Oyo	6,574	6,929	12,080	12,196	24,164	24,395	36,241	36,589	24,161	24,393	12,080	12,196	12,080	12,196	3,443	3,706
Plateau	1,077	1,086	1,584	1,577	3,170	3,160	4,752	4,733	3,168	3,155	1,584	1,577	1,584	1,577	700	689
Rivers	1,153	1,054	7,616	7,586	15,236	15,172	22,850	22,758	15,233	15,172	7,616	7,586	7,616	7,586	1,307	1,496
Sokoto	428	424	1,584	1,451	3,172	2,907	4,753	4,355	3,169	2,903	1,584	1,451	1,584	1,451	870	798
Taraba	6,427	5,146	6,581	6,319	13,167	12,638	19,745	18,957	13,163	12,638	6,581	6,319	6,581	6,319	2,738	2,698
Yobe	578	617	2,510	2,480	5,023	4,960	7,531	7,440	5,020	4,960	2,510	2,480	2,510	2,480	628	700
Zamfara	1,915	1,655	2,853	2,154	5,706	4,310	8,559	6,462	5,706	4,308	2,853	2,154	2,853	2,154	1,844	1,660
National	181,647	177,408	257,531	264,648	515,176	529,395	772,628	793,968	515,081	529,310	257,531	264,648	257,531	264,648	99,645	139,327

Table 2. 13: Enrolment in Public and Private Primary Schools by State, Single Age and Gender: 2020/2021

State	Below 6 Years		6 Years		7 Years		8 Years		9 Years		10 Years		11 Years		Above 11 Years	
	Male	Female	Male	Female	Male	Female	Male	Female	Male	Female	Male	Female	Male	Female	Male	Female
Abia	8,483	8,579	15,776	15,594	31,557	31,194	47,330	46,783	31,553	31,189	15,776	15,594	15,776	15,594	5,616	5,029
Adamawa	54,175	51,038	17,735	16,284	35,475	32,576	53,207	48,854	35,471	32,570	17,735	16,284	17,735	16,284	174,885	167,499
Akwa-Ibom	41,997	45,423	82,685	88,252	165,380	176,510	248,059	264,758	165,372	176,505	82,685	88,252	82,685	88,252	19,912	21,727
Anambra	-	-	23,775	23,012	47,554	46,032	71,326	69,039	47,551	46,026	23,775	23,012	23,775	23,012	1,940	1,982
Bauchi	135,821	148,021	35,865	33,577	71,736	67,157	107,597	100,732	71,731	67,155	35,865	33,577	35,865	33,577	147,028	103,739
Bayelsa	39,863	39,033	4,532	4,522	9,073	9,049	13,600	13,566	9,066	9,044	4,532	4,522	4,532	4,522	6,335	7,475
Benue	38,232	35,534	20,085	18,316	40,178	36,635	60,258	54,949	40,171	36,632	20,085	18,316	20,085	18,316	14,008	11,324
Borno	100,978	102,819	18,383	17,564	36,773	35,132	55,150	52,693	36,767	35,129	18,383	17,564	18,383	17,564	14,947	15,250
Cross River	4,446	4,699	16,416	16,931	32,840	33,867	49,251	50,795	32,834	33,863	16,416	16,931	16,416	16,931	9	17
Delta	6,525	7,531	22,506	22,272	45,017	44,551	67,518	66,818	45,012	44,545	22,506	22,272	22,506	22,272	5,896	5,910
Ebonyi	17,606	18,396	14,403	14,669	28,816	29,346	43,212	44,009	28,808	29,339	14,403	14,669	14,403	14,669	5,209	4,215
Edo	123	112	11,169	10,606	22,343	21,218	33,509	31,820	22,339	21,213	11,169	10,606	11,169	10,606	6	6
Ekiti	4,908	5,166	5,658	5,644	11,324	11,290	16,977	16,932	11,318	11,288	5,658	5,644	5,658	5,644	3,110	3,310
Enugu	2,646	2,755	22,395	23,456	44,796	46,920	67,187	70,370	44,791	46,913	22,395	23,456	22,395	23,456	4,680	4,838
FCT	4,743	4,865	11,476	11,881	22,960	23,771	34,431	35,645	22,954	23,763	11,476	11,881	11,476	11,881	6,631	6,459
Gombe	11,652	11,788	30,011	25,951	60,031	51,906	90,036	77,853	60,024	51,902	30,011	25,951	30,011	25,951	23,874	21,344
Imo	19,606	26,432	40,713	51,146	81,432	102,297	122,140	153,439	81,427	102,293	40,713	51,146	40,713	51,146	13,004	15,909
Jigawa	79,166	83,165	43,084	42,634	86,178	85,275	129,256	127,904	86,170	85,269	43,084	42,634	43,084	42,634	15,944	16,021
kaduna	100,363	100,730	81,624	76,449	163,251	152,904	244,873	229,349	163,248	152,899	81,624	76,449	81,624	76,449	59,650	59,975
Kano	68,771	78,821	162,894	177,297	325,792	354,604	488,683	531,894	325,788	354,596	162,894	177,297	162,894	177,297	35,855	37,840
Katsina	37,863	42,424	102,691	102,167	205,388	204,340	308,074	306,503	205,383	204,335	102,691	102,167	102,691	102,167	75,159	69,337
Kebbi	12,991	9,813	59,096	33,684	118,196	67,375	177,289	101,054	118,193	67,369	59,096	33,684	59,096	33,684	27,438	20,987
Kogi	6,968	6,568	5,657	5,355	11,320	10,719	16,973	16,069	11,315	10,712	5,657	5,355	5,657	5,355	8,622	8,607
Kwara	35,686	17,039	11,657	10,205	23,317	20,418	34,971	30,617	23,314	20,412	11,657	10,205	11,657	10,205	16,068	43,728
Lagos	22,175	24,975	35,437	34,842	70,882	69,689	106,314	104,526	70,875	69,684	35,437	34,842	35,437	34,842	19,085	23,798
Nassarawa	7,651	5,180	20,431	16,173	40,870	32,351	61,295	48,520	40,864	32,347	20,431	16,173	20,431	16,173	10,795	9,104
Niger	32,810	25,040	37,285	29,348	74,577	58,704	111,857	88,046	74,571	58,697	37,285	29,348	37,285	29,348	20,815	16,951
Ogun	19,420	18,019	58,670	57,599	117,346	115,205	176,012	172,799	117,341	115,199	58,670	57,599	58,670	57,599	20,910	19,363
Ondo	1,641	1,659	26,604	27,100	53,216	54,204	79,814	81,301	53,209	54,201	26,604	27,100	26,604	27,100	974	1,094
Osun	6,556	7,464	19,658	19,739	39,324	39,487	58,977	59,220	39,317	39,480	19,658	19,739	19,658	19,739	7,447	8,172
Oyo	84,631	90,574	84,081	81,575	168,170	163,153	252,246	244,726	168,164	163,151	84,081	81,575	84,081	81,575	73,689	140,069
Plateau	58,306	61,659	18,760	17,963	37,525	35,935	56,280	53,891	37,520	35,927	18,760	17,963	18,760	17,963	28,143	30,126
Rivers	2,779	2,393	19,227	19,271	38,461	38,547	57,684	57,815	38,456	38,543	19,227	19,271	19,227	19,271	2,651	2,984
Sokoto	16,248	13,176	50,110	39,093	100,229	78,195	150,333	117,282	100,222	78,188	50,110	39,093	50,110	39,093	31,830	25,846
Taraba	36,196	29,401	39,978	35,154	79,964	70,308	119,937	105,462	79,957	70,308	39,978	35,154	39,978	35,154	17,650	16,894
Yobe	17,128	15,057	33,356	30,448	66,718	60,900	100,070	91,345	66,712	60,897	33,356	30,448	33,356	30,448	18,976	18,206
Zamfara	21,647	14,747	36,630	23,422	73,262	46,852	109,890	70,268	73,260	46,845	36,630	23,422	36,630	23,422	19,295	13,697
National	1,160,800	1,160,095	1,340,513	1,279,195	2,681,271	2,558,616	4,021,616	3,837,646	2,681,068	2,558,428	1,340,513	1,279,195	1,340,513	1,279,195	958,086	978,832

2.3.5 Summary of National Enrolment by State, Class, and Gender

Tables 2.14, 2.15 and 2.16 present statistics on enrolment by state, class and gender for public, private, public and private primary schools respectively.

Table 2. 14: Enrolment in Public Primary Schools by State, Class, and Gender: 2020/2021

State	Primary 1		Primary 2		Primary 3		Primary 4		Primary 5		Primary 6		Total		
	Male	Female	Male	Female	Male	Female	Male	Female	Male	Female	Male	Female	Male	Female	Total
Abia	22,169	20,585	20,117	18,788	17,540	16,342	15,385	15,175	14,962	14,807	15,226	15,148	105,399	100,845	206,244
Adamawa	57,755	54,578	61,671	58,542	57,969	54,212	55,195	51,334	51,441	48,026	47,975	44,300	332,006	310,992	642,998
Akwa-	115,389	123,953	111,330	120,837	112,453	120,370	110,286	117,661	109,765	117,589	107,692	119,171	666,915	719,581	1,386,496
Anambra	15,164	14,228	16,377	15,531	17,302	18,764	17,538	16,365	18,661	16,980	18,552	17,741	103,594	99,609	203,203
Bauchi	118,527	106,277	109,603	97,981	103,979	94,073	90,335	80,184	76,543	68,199	67,185	58,808	566,172	505,522	1,071,694
Bayelsa	8,928	8,537	9,185	8,052	9,090	8,355	8,458	8,094	7,001	7,632	6,543	6,488	49,205	47,158	96,363
Benue	40,824	36,086	36,731	32,847	33,378	30,962	30,159	26,481	25,654	21,593	22,141	18,888	188,887	166,857	355,744
Borno	52,348	50,017	46,729	45,777	47,811	47,011	44,356	43,243	39,671	38,303	35,370	35,037	266,285	259,388	525,673
Cross River	16,655	17,496	15,539	15,592	15,617	16,318	15,712	16,261	15,311	16,232	15,275	15,572	94,109	97,471	191,580
Delta	25,418	24,909	26,504	26,286	28,058	27,620	28,558	27,901	28,403	27,637	27,914	27,932	164,855	162,285	327,140
Ebonyi	21,246	21,299	21,286	21,350	21,862	21,610	21,855	22,026	22,402	22,324	22,597	22,651	131,248	131,260	262,508
Edo	14,639	13,447	15,273	14,367	16,461	15,865	18,348	17,097	19,040	17,947	19,828	19,400	103,589	98,123	201,712
Ekiti	6,644	6,530	8,461	8,544	8,268	8,634	8,262	8,150	7,749	7,842	8,375	8,651	47,759	48,351	96,110
Enugu	14,562	14,324	14,005	13,629	14,330	14,209	14,962	14,566	15,206	14,755	15,887	15,277	88,952	86,760	175,712
FCT	19,339	19,575	19,321	20,812	21,075	22,118	20,817	21,517	20,466	20,767	19,136	19,408	120,154	124,197	244,351
Gombe	59,440	51,201	56,945	49,431	52,908	45,199	44,952	39,359	40,725	34,312	35,472	29,887	290,442	249,389	539,831
Imo	56,996	57,627	55,349	57,253	56,638	58,458	54,532	54,706	57,166	56,207	52,399	53,950	333,080	338,201	671,281
Jigawa	94,262	91,742	91,963	92,071	87,839	88,509	80,817	82,122	72,032	69,951	63,113	60,906	490,026	485,301	975,327
Kaduna	200,252	184,622	183,332	175,098	168,325	161,383	144,460	138,288	124,183	117,128	105,562	99,677	926,114	876,196	1,802,310
Kano	359,463	396,822	316,316	364,213	291,151	330,824	258,204	272,143	227,196	233,705	195,108	201,181	1,647,438	1,798,888	3,446,326
Katsina	210,280	238,361	206,251	233,839	188,961	186,943	174,782	159,191	156,233	138,672	143,772	123,152	1,080,279	1,080,158	2,160,437
Kebbi	69,008	46,150	115,158	68,658	114,807	68,589	113,690	61,628	103,331	54,725	90,225	44,685	606,219	344,435	950,654
Kogi	13,304	12,466	12,332	11,838	12,090	11,837	11,667	10,930	11,175	10,546	9,763	9,371	70,331	66,988	137,319
Kwara	20,211	18,119	17,212	16,124	16,643	15,346	16,129	14,604	14,440	13,006	14,064	13,339	98,699	90,538	189,237
Lagos	15,159	14,914	19,711	19,026	24,804	24,658	28,568	28,438	32,976	33,364	35,490	36,003	156,708	156,403	313,111
Nasarawa	40,472	29,268	30,078	24,875	33,042	25,168	30,557	21,229	27,086	20,045	21,749	16,055	182,984	136,640	319,624
Niger	77,456	59,338	68,203	53,553	57,371	45,719	49,160	39,094	42,138	34,083	33,583	27,125	327,911	258,912	586,823
Ogun	34,890	32,590	31,379	29,726	31,018	29,361	31,725	29,597	30,517	29,082	30,277	29,059	189,806	179,415	369,221
Ondo	36,562	37,794	37,706	38,135	38,463	38,486	37,543	37,826	38,238	38,326	33,662	36,199	222,174	226,766	448,940
Osun	29,393	29,326	21,945	21,982	22,194	21,973	23,004	22,361	21,398	21,183	25,476	26,563	143,410	143,388	286,798
Oyo	143,701	152,423	147,871	154,294	144,830	151,556	144,161	151,096	138,928	149,785	148,829	154,644	868,320	913,798	1,782,118
Plateau	53,926	52,853	47,718	47,555	44,268	44,610	40,512	43,030	39,031	35,975	30,980	29,850	256,435	253,873	510,308
Rivers	19,702	20,232	20,409	20,171	20,747	20,949	20,832	20,907	19,750	19,897	17,645	17,529	119,085	119,685	238,770
Sokoto	113,769	90,587	111,740	86,764	101,979	81,162	83,959	64,641	67,824	51,488	52,777	39,584	532,048	414,226	946,274
Taraba	81,166	69,024	73,844	62,967	68,720	59,793	57,976	50,791	52,105	45,307	44,844	38,919	378,655	326,801	705,456
Yobe	65,426	60,523	62,155	56,042	60,968	54,510	55,629	50,760	52,233	48,231	46,951	41,566	343,362	311,632	654,994
Zamfara	81,893	51,985	79,192	50,446	71,659	45,558	58,342	36,611	48,081	30,012	35,788	23,206	374,955	237,818	612,773
National	2,426,338	2,329,808	2,338,941	2,252,996	2,234,618	2,127,054	2,061,427	1,915,407	1,889,061	1,745,663	1,717,225	1,596,922	12,667,610	11,967,850	24,635,460

Table 2. 15: Enrolment in Private Primary Schools by State, Class and Gender: 2020/2021

State	Primary 1		Primary 2		Primary 3		Primary 4		Primary 5		Primary 6		Total		
	Male	Female	Male	Female	Male	Female	Male	Female	Male	Female	Male	Female	Male	Female	M+F
Abia	13,447	13,890	12,344	12,757	10,769	11,112	10,084	10,492	9,896	10,120	9,928	10,340	66,468	68,711	135,179
Adamawa	14,024	13,234	15,712	14,900	14,287	13,166	12,108	11,767	10,291	9,853	7,990	7,477	74,412	70,397	144,809
Akwa-	38,459	42,599	55,537	49,639	42,201	43,971	33,647	37,003	36,406	40,069	15,610	16,817	221,860	230,098	451,958
Anambra	27,438	27,564	26,896	25,745	27,058	26,307	26,260	25,679	27,892	26,776	558	435	136,102	132,506	268,608
Bauchi	18,876	19,582	16,098	17,277	14,254	15,513	11,374	13,019	9,226	10,147	5,508	6,475	75,336	82,013	157,349
Bayelsa	8,422	8,777	8,297	8,437	8,126	8,407	7,725	7,412	6,382	6,897	3,376	4,645	42,328	44,575	86,903
Benue	12,606	12,897	12,117	12,258	11,669	11,370	11,212	10,796	9,464	9,102	7,147	6,742	64,215	63,165	127,380
Borno	8,201	8,189	6,759	6,793	5,894	6,136	5,146	5,584	4,425	4,549	3,054	3,076	33,479	34,327	67,806
cross River	14,823	15,104	13,256	13,079	11,423	11,674	13,300	13,997	12,494	13,537	9,223	9,172	74,519	76,563	151,082
Delta	13,949	13,902	13,638	14,110	13,217	13,445	12,658	12,903	11,097	11,143	8,072	8,383	72,631	73,886	146,517
Ebonyi	7,034	7,665	6,629	6,902	6,146	6,515	5,717	6,219	5,252	5,705	4,834	5,046	35,612	38,052	73,664
Edo	1,393	1,385	1,496	1,533	1,595	1,472	1,577	1,526	1,546	1,553	631	595	8,238	8,064	16,302
Ekiti	3,112	3,196	3,981	3,553	3,354	3,400	2,997	3,008	2,544	2,607	864	803	16,852	16,567	33,419
Enugu	25,827	27,370	23,983	26,353	23,884	26,432	23,769	25,986	23,141	25,096	21,729	24,167	142,333	155,404	297,737
FCT	1,185	1,173	1,181	1,086	1,076	1,124	1,172	1,179	1,003	1,008	376	379	5,993	5,949	11,942
Gombe	10,374	9,873	9,245	9,003	8,629	8,207	7,353	6,986	6,073	5,888	3,534	3,300	45,208	43,257	88,465
Imo	25,903	52,391	17,814	36,185	17,064	34,447	16,480	33,137	14,002	28,252	15,405	31,195	106,668	215,607	322,275
Jigawa	6,429	6,823	5,797	6,025	4,578	4,899	7,616	8,732	6,321	7,208	5,199	6,548	35,940	40,235	76,175
Kaduna	10,589	10,292	10,258	10,060	9,890	9,721	8,968	8,891	7,757	7,413	2,681	2,631	50,143	49,008	99,151
Kano	21,077	22,693	17,920	19,185	16,333	16,915	14,671	15,161	11,190	11,352	4,942	5,452	86,133	90,758	176,891
Katsina	12,359	11,114	12,175	10,932	10,777	9,601	9,641	8,717	8,346	7,492	6,363	5,426	59,661	53,282	112,943
Kebbi	5,731	5,436	5,095	4,617	4,786	4,525	4,228	3,867	3,617	3,247	1,719	1,523	25,176	23,215	48,391
Kogi	321	316	396	364	398	352	351	331	250	275	122	114	1,838	1,752	3,590
Kwara	17,306	17,073	15,185	15,509	14,189	15,079	12,160	14,156	8,437	7,742	2,351	2,732	69,628	72,291	141,919
*Lagos	50,163	50,472	47,376	48,015	45,384	45,794	42,547	42,628	35,245	35,626	18,219	18,260	238,934	240,795	479,729
Nasarawa	8,978	8,898	8,536	8,408	7,984	8,176	6,966	6,467	5,448	5,614	1,872	1,818	39,784	39,381	79,165
Niger	22,971	18,084	20,301	15,515	17,377	13,640	15,101	11,781	13,115	10,226	9,709	7,324	98,574	76,570	175,144
Ogun	75,284	73,548	68,904	67,138	69,222	67,926	70,792	70,314	71,774	72,444	81,257	82,597	437,233	433,967	871,200
Ondo	7,724	9,633	9,183	7,555	7,201	9,165	8,769	6,917	6,424	8,250	7,191	5,473	46,492	46,993	93,485
Osun	15,633	16,227	14,247	14,632	13,543	13,648	12,105	12,518	8,886	9,972	2,771	2,655	67,185	69,652	136,837
Oyo	28,559	28,764	26,369	26,859	25,665	26,232	23,649	23,802	20,230	20,649	6,351	6,294	130,823	132,600	263,423
Plateau	4,230	4,067	3,761	3,772	3,455	3,498	3,154	3,158	2,421	2,354	598	705	17,619	17,554	35,173
Rivers	16,678	17,016	15,607	16,059	15,205	15,244	15,439	14,370	12,497	12,516	3,201	3,205	78,627	78,410	157,037
Sokoto	3,710	3,550	3,571	3,375	3,398	3,050	2,899	2,580	2,283	1,997	1,283	1,188	17,144	15,740	32,884
Taraba	16,331	15,587	15,396	14,772	14,580	13,826	12,893	12,211	10,243	9,519	5,540	5,119	74,983	71,034	146,017
Yobe	1,188	1,220	4,885	4,669	5,929	6,027	5,320	5,440	4,916	4,890	4,072	3,871	26,310	26,117	52,427
Zamfara	7,048	5,664	6,540	4,784	5,753	4,577	5,197	4,162	4,453	3,664	3,298	2,006	32,289	24,857	57,146
National	577,382	605,268	556,485	561,855	516,293	534,593	485,045	502,896	434,987	454,752	286,578	303,988	2,856,770	2,963,352	5,820,122

Table 2.16: Enrolment in Public and Private Primary Schools by State, Class and Gender: 2020/2021

State	Primary 1		Primary 2		Primary 3		Primary 4		Primary 5		Primary 6		Total		
	Male	Female	Male	Female	Male	Female	Male	Female	Male	Female	Male	Female	Male	Female	M+F
Abia	35,616	34,475	32,461	31,545	28,309	27,454	25,469	25,667	24,858	24,927	25,154	25,488	171,867	169,556	341,423
Adamawa	71,779	67,812	77,383	73,442	72,256	67,378	67,303	63,101	61,732	57,879	55,965	51,777	406,418	381,389	787,807
Akwa-Ibom	153,848	166,552	166,867	170,476	154,654	164,341	143,933	154,664	146,171	157,658	123,302	135,988	888,775	949,679	1,838,454
Anambra	42,602	41,792	43,273	41,276	44,360	45,071	43,798	42,044	46,553	43,756	19,110	18,176	239,696	232,115	471,811
Bauchi	137,403	125,859	125,701	115,258	118,233	109,586	101,709	93,203	85,769	78,346	72,693	65,283	641,508	587,535	1,229,043
Bayelsa	17,350	17,314	17,482	16,489	17,216	16,762	16,183	15,506	13,383	14,529	9,919	11,133	91,533	91,733	183,266
Benue	53,430	48,983	48,848	45,105	45,047	42,332	41,371	37,277	35,118	30,695	29,288	25,630	253,102	230,022	483,124
Borno	60,549	58,206	53,488	52,570	53,705	53,147	49,502	48,827	44,096	42,852	38,424	38,113	299,764	293,715	593,479
cross River	31,478	32,600	28,795	28,671	27,040	27,992	29,012	30,258	27,805	29,769	24,498	24,744	168,628	174,034	342,662
Delta	39,367	38,811	40,142	40,396	41,275	41,065	41,216	40,804	39,500	38,780	35,986	36,315	237,486	236,171	473,657
Ebonyi	28,280	28,964	27,915	28,252	28,008	28,125	27,572	28,245	27,654	28,029	27,431	27,697	166,860	169,312	336,172
Edo	16,032	14,832	16,769	15,900	18,056	17,337	19,925	18,623	20,586	19,500	20,459	19,995	111,827	106,187	218,014
Ekiti	9,756	9,726	12,442	12,097	11,622	12,034	11,259	11,158	10,293	10,449	9,239	9,454	64,611	64,918	129,529
Enugu	40,389	41,694	37,988	39,982	38,214	40,641	38,731	40,552	38,347	39,851	37,616	39,444	231,285	242,164	473,449
FCT	20,524	20,748	20,502	21,898	22,151	23,242	21,989	22,696	21,469	21,775	19,512	19,787	126,147	130,146	256,293
Gombe	69,814	61,074	66,190	58,434	61,537	53,406	52,305	46,345	46,798	40,200	39,006	33,187	326,650	292,646	628,296
Imo	82,899	110,018	73,163	93,438	73,702	92,905	71,012	87,843	71,168	84,459	67,804	85,145	439,748	553,808	993,556
Jigawa	100,691	98,565	97,760	98,096	92,417	93,408	88,433	90,854	78,353	77,159	68,312	67,454	525,966	525,536	1,051,502
Kaduna	210,841	194,914	193,590	185,158	178,215	171,104	153,428	147,179	131,940	124,541	108,243	102,308	976,257	925,204	1,901,461
Kano	380,540	419,515	334,236	383,398	307,484	347,739	272,875	287,304	238,386	245,057	200,050	206,633	1,733,571	1,889,646	3,623,217
Katsina	222,639	249,475	218,426	244,771	199,738	196,544	184,423	167,908	164,579	146,164	150,135	128,578	1,139,940	1,133,440	2,273,380
Kebbi	74,739	51,586	120,253	73,275	119,593	73,114	117,918	65,495	106,948	57,972	91,944	46,208	631,395	367,650	999,045
Kogi	13,625	12,782	12,728	12,202	12,488	12,189	12,018	11,261	11,425	10,821	9,885	9,485	72,169	68,740	140,909
Kwara	37,517	35,192	32,397	31,633	30,832	30,425	28,289	28,760	22,877	20,748	16,415	16,071	168,327	162,829	331,156
Lagos	65,322	65,386	67,087	67,041	70,188	70,452	71,115	71,066	68,221	68,990	53,709	54,263	395,642	397,198	792,840
Nasarawa	49,450	38,166	38,614	33,283	41,026	33,344	37,523	27,696	32,534	25,659	23,621	17,873	222,768	176,021	398,789
Niger	100,427	77,422	88,504	69,068	74,748	59,359	64,261	50,875	55,253	44,309	43,292	34,449	426,485	335,482	761,967
Ogun	110,174	106,138	100,283	96,864	100,240	97,287	102,517	99,911	102,291	101,526	111,534	111,656	627,039	613,382	1,240,421
Ondo	44,286	47,427	46,889	45,690	45,664	47,651	46,312	44,743	44,662	46,576	40,853	41,672	268,666	273,759	542,425
Osun	45,026	45,553	36,192	36,614	35,737	35,621	35,109	34,879	30,284	31,155	28,247	29,218	210,595	213,040	423,635
Oyo	172,260	181,187	174,240	181,153	170,495	177,788	167,810	174,898	159,158	170,434	155,180	160,938	999,143	1,046,398	2,045,541
Plateau	58,156	56,920	51,479	51,327	47,723	48,108	43,666	46,188	41,452	38,329	31,578	30,555	274,054	271,427	545,481
Rivers	36,380	37,248	36,016	36,230	35,952	36,193	36,271	35,277	32,247	32,413	20,846	20,734	197,712	198,095	395,807
Sokoto	117,479	94,137	115,311	90,139	105,377	84,212	86,858	67,221	70,107	53,485	54,060	40,772	549,192	429,966	979,158
Taraba	97,497	84,611	89,240	77,739	83,300	73,619	70,869	63,002	62,348	54,826	50,384	44,038	453,638	397,835	851,473
Yobe	66,614	61,743	67,040	60,711	66,897	60,537	60,949	56,200	57,149	53,121	51,023	45,437	369,672	337,749	707,421
Zamfara	88,941	57,649	85,732	55,230	77,412	50,135	63,539	40,773	52,534	33,676	39,086	25,212	407,244	262,675	669,919
National	3,003,720	2,935,076	2,895,426	2,814,851	2,750,911	2,661,647	2,546,472	2,418,303	2,324,048	2,200,415	2,003,803	1,900,910	15,524,380	14,931,202	30,455,582

2.4 TEACHERS

2.4.1 Summary of Teachers' Statistics

Table 2.17 provides statistics on the number of all teachers and qualified teachers for five academic years, 2016/2017 to 2020/2021, while Figure 2.4 charts the trend for the five academic years.

Table 2.17: National Summary on Public and Private qualified Primary School Teachers by Gender: 2016/2017-2020/2021

Year	All Teachers			Qualified Teachers		
	Male	Female	Total	Male	Female	Total
2016/2017	247,472	232,640	472,077	162,380	183,421	345,801
2017/2018	422,223	491,356	913,579	269,151	298,882	568,033
2018/2019	369,734	487,148	856,882	298,972	423,828	722,800
2019/2020	348,037	475,544	823,581	259,629	394,739	654,368
2020/2021	408,857	504,448	913,305	290,878	364,001	654,879

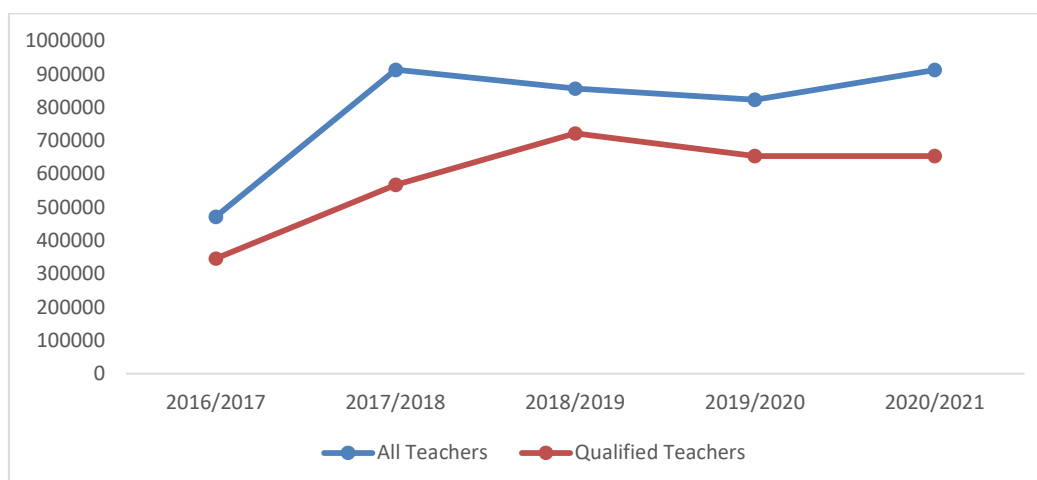


Figure 2. 4: National Summary of School Teachers and Qualified Teachers by Gender: 2017/2018-2021/2022

2.4.2 Teachers' Statistics by State and Gender

Tables 2.18, 2.19 and 2.20 display statistics on qualified teachers as a subset of the overall number of teachers in public, private public and private primary schools respectively by state and gender.

Table 2. 18: Teachers in Public Primary Schools by State and Gender: 2020/2021

State	Teachers			Qualified Teachers		
	Male	Female	Total	Male	Female	Total
Abia	850	6,585	7,435	828	6,530	7,358
Adamawa	9,846	12,156	22,002	4,923	6,078	11,001
Akwa Ibom	2,848	8,385	11,233	2,848	8,385	11,233
Anambra	456	7,922	8,378	400	7,397	7,797
Bauchi	10,150	4,933	15,083	5,075	2,466	7,541
Bayelsa	1,401	1,858	3,259	2	149	151
Benue	7,229	4,444	11,673	7,201	4,435	11,636
*Borno	1,290	719	2,009	645	359	1,004
Cross River	8,995	10,681	19,676	4,512	5,358	9,870
Delta	5,501	15,687	21,188	2,777	8,193	10,970
Ebonyi	3,103	4,826	7,929	1,551	2,413	3,964
Edo	2,359	13	2,372	2,357	8	2,365
Ekiti	1,401	4,301	5,702	1,259	4,179	5,438
Enugu	412	4,040	4,452	206	2,010	2,216
FCT	6,103	9,416	15,519	5,514	8,587	14,101
Gombe	7,699	5,125	12,824	5,249	4,015	9,264
Imo	240	10,186	10,426	240	10,186	10,426
Jigawa	12,089	2,844	14,933	9,926	2,348	12,274
Kaduna	17,162	19,611	36,773	8,581	9,805	18,386
Kano	31,466	12,337	43,803	15,733	6,168	21,901
Katsina	20,606	6,817	27,423	15,849	5,906	21,755
Kebbi	8,303	2,863	11,166	8,303	2,863	11,166
Kogi	4,045	7,120	11,165	3,555	6,444	9,999
Kwara	4,818	11,868	16,686	3,995	6,535	10,530
Lagos	1,861	6,719	8,580	1,861	6,719	8,580
Nasarawa	5,535	4,671	10,206	4,347	3,398	7,745
Niger	17,029	14,386	31,415	10,022	6,905	16,927
Ogun	3,085	9,821	12,906	2,944	9,446	12,390
Ondo	4,336	10,734	15,070	2,168	5,367	7,535
Osun	3,056	8,585	11,641	3,056	8,585	11,641
Oyo	20,814	11,917	32,731	20,814	11,917	32,731
Plateau	8,603	7,063	15,666	6,965	5,833	12,798
Rivers	3,210	7,310	10,520	1,761	3,847	5,608
Sokoto	11,202	2,983	14,185	5,601	1,491	7,092
Taraba	9,341	4,481	13,822	7,905	3,863	11,768
Yobe	3,514	2,181	5,695	2,571	1,683	4,254
Zamfara	7,522	1,789	9,311	3,761	894	4,655
National	267,480	267,377	534,857	185,305	190,765	376,070

Table 2. 19: Teachers in Private Primary Schools by State and Gender: : 2020/2021

State	Teachers			Qualified Teachers		
	Male	Female	Total	Male	Female	Total
Abia	719	6070	6,789	477	3838	4,315
Adamawa	3437	5800	9,237	1718	2900	4,618
Akwa Ibom	3289	5405	8,694	3289	5405	8,694
Anambra	14148	1519	15,667	13516	268	13,784
Bauchi	2030	758	2,788	1015	379	1,394
Bayelsa	1124	2256	3,380	212	46	258
Benue	3551	3000	6,551	2139	1825	3,964
Borno	0	0	-	0	0	-
Cross River	3414	5100	8,514	2916	4365	7,281
Delta	4105	7787	11,892	2620	4754	7,374
Ebonyi	572	500	1,072	286	250	536
Edo	336	1084	1,420	188	557	745
Ekiti	1077	2635	3,712	417	1249	1,666
Enugu	1909	14588	16,497	949	7282	8,231
FCT	330	546	876	236	438	674
Gombe	4564	4716	9,280	2898	2975	5,873
Imo	1442	9238	10,680	1442	9238	10,680
Jigawa	9944	1701	11,645	4972	850.5	5,823
Kaduna	6090	9469	15,559	3332	5871	9,203
Kano	10886	12583	23,469	7001	7682	14,683
Katsina	1,268	842	2,110	740	515	1,255
Kebbi	749	492	1,241	374	246	620
Kogi	2,722	5,206	7,928	1,382	3,142	4,524
Kwara	5288	10370	15,658	3521	7151	10,672
Lagos	13015	38103	51,118	6507	19051	25,558
Nasarawa	3324	4483	7,807	2104	2804	4,908
Niger	324	159	483	149	59	208
Ogun	11738	38916	50,654	8240	29140	37,380
Ondo	4288	5641	9,929	2144	2820	4,964
Osun	2655	6829	9,484	2655	6829	9,484
Oyo	805	1212	2,017	7246	20479	27,725
Plateau	1428	2212	3,640	804	1211	2,015
Rivers	9077	20866	29,943	5763	13181	18,944
Sokoto	960	900	1,860	6882	2394	9,276
Taraba	3707	2816	6,523	2067	1624	3,691
Yobe	2476	1710	4,186	2122	1353	3,475
Zamfara	4586	1559	6,145	3250	1064	4,314
National	141377	237071	378,448	105573	173235.5	278,809

Table 2. 20: Teachers in Public and Private Schools by State and Gender: : 2020/2021

State	Teachers			Qualified Teachers		
	Male	Female	Total	Male	Female	Total
Abia	1,569	12,655	14,224	1,305	10,368	11,673
Adamawa	13,283	17,956	31,239	6,641	8,978	15,619
Akwa Ibom	6,137	13,790	19,927	6,137	13,790	19,927
Anambra	14,604	9,441	24,045	13,916	7,665	21,581
Bauchi	12,180	5,691	17,871	6,090	2,845	8,935
Bayelsa	2,525	4,114	6,639	214	195	409
Benue	10,780	7,444	18,224	9,340	6,260	15,600
*Borno	1,290	719	2,009	645	359	1,004
Cross River	12,409	15,781	28,190	7,428	9,723	17,151
Delta	9,606	23,474	33,080	5,397	12,947	18,344
Ebonyi	3,675	5,326	9,001	1,837	2,663	4,500
Edo	2,695	1,097	3,792	2,545	565	3,110
Ekiti	2,478	6,936	9,414	1,676	5,428	7,104
Enugu	2,321	18,628	20,949	1,155	9,292	10,447
FCT	6,433	9,962	16,395	5,750	9,025	14,775
Gombe	12,263	9,841	22,104	8,147	6,990	15,137
Imo	1,682	19,424	21,106	1,682	19,424	21,106
Jigawa	22,033	4,545	26,578	14,898	3,199	18,097
Kaduna	23,252	29,080	52,332	11,913	15,676	27,589
Kano	42,352	24,920	67,272	22,734	13,850	36,584
Katsina	21,874	7,659	29,533	16,589	6,421	23,010
Kebbi	9,052	3,355	12,407	8,677	3,109	11,786
Kogi	6,767	12,326	19,093	4,937	9,586	14,523
Kwara	10,106	22,238	32,344	7,516	13,686	21,202
Lagos	14,876	44,822	59,698	8,368	25,770	34,138
Nasarawa	8,859	9,154	18,013	6,451	6,202	12,653
Niger	17,353	14,545	31,898	10,171	6,964	17,135
Ogun	14,823	48,737	63,560	11,184	38,586	49,770
Ondo	8,624	16,375	24,999	4,312	8,187	12,499
Osun	5,711	15,414	21,125	5,711	15,414	21,125
Oyo	21,619	13,129	34,748	28,060	32,396	60,456
Plateau	10,031	9,275	19,306	7,769	7,044	14,813
Rivers	12,287	28,176	40,463	7,524	17,028	24,552
Sokoto	12,162	3,883	16,045	12,483	3,885	16,368
Taraba	13,048	7,297	20,345	9,972	5,487	15,459
Yobe	5,990	3,891	9,881	4,693	3,036	7,729
Zamfara	12,108	3,348	15,456	7,011	1,958	8,969
National	408,857	504,448	913,305	290,878	364,001	654,879

2.5 Facilities

2.5.1 Number and Conditions of Classrooms by State

Table 2.21 presents the statistics on number of classrooms in public, private public and primary schools and their conditions, whether good or bad, by state.

Table 2.21: Number and Condition of Classrooms by State in Private and Public Schools: 2020/2021

State	Public			Private			Public and Private		
	Good	Bad	Total	Good	Bad	Total	Good	Bad	Total
Abia	2,708	3,119	5,827	5,193	789	5,982	7,901	3,908	11,809
Adamawa	6,879	3,844	10,723	3,400	1,107	4,507	10,279	4,951	15,230
Akwa-Ibom	8,826	8,199	17,025	9,409	2,113	11,522	18,235	10,312	28,547
Anambra	6,734	846	7,580	2,464	2,742	5,206	9,198	3,588	12,786
Bauchi	11,434	3,350	14,784	845	422	1,267	12,279	3,772	16,051
Bayelsa	1,438	1,322	2,760	828	692	1,520	2,266	2,014	4,280
Benue	6,134	163	6,297	4,873	246	5,119	11,007	409	11,416
Borno	4,178	1,501	5,679			-	4,178	1,501	5,679
Cross River	9,213	975	10,188	6,820	598	7,418	16,033	1,573	17,606
Delta	6,757	4,346	11,103	7,541	937	8,478	14,298	5,283	19,581
Ebonyi	4,276	3,998	8,274	8,701	57	8,758	12,977	4,055	17,032
Edo	5,187	3,233	8,420	714	20	734	5,901	3,253	9,154
Ekiti	4,443	1,162	5,605	4,525	115	4,640	8,968	1,277	10,245
Enugu	1,880	10	1,890	6,537	113	6,650	8,417	123	8,540
FCT	3,863	2,114	5,977	1,390	56	1,446	5,253	2,170	7,423
Gombe	5,269	2,017	7,286	10,881	229	11,110	16,150	2,246	18,396
Imo	8,685	5,321	14,006	7,974	1,314	9,288	16,659	6,635	23,294
Jigawa	10,208	1,700	11,908	-	-	-	10,208	1,700	11,908
Kaduna	932	788	1,720	-	-	-	932	788	1,720
*Kano	35,770	294	36,064	1,736	31	1,767	37,506	325	37,831
Katsina	15,159	613	15,772	5,688	191	5,879	20,847	804	21,651
Kebbi	8,797	582	9,379			-	8,797	582	9,379
Kogi	3,097	2,927	6,024	196	-	196	3,293	2,927	6,220
Kwara	7,702	1,067	8,769	9,691	125	9,816	17,393	1,192	18,585
Lagos	6,606	576	7,182	25,600	274	25,874	32,206	850	33,056
Nasarawa	5,467	2,490	7,957	5,309	563	5,872	10,776	3,053	13,829
Niger	11,429	699	12,128	269	115	384	11,698	814	12,512
Ogun	7,998	4,604	12,602	47,348	4,283	51,631	55,346	8,887	64,233
Ondo	6,535	5,207	11,742	11,776	2,299	14,075	18,311	7,506	25,817
Osun	5,981	5,001	10,982	10,155	758	10,913	16,136	5,759	21,895
Oyo	11,508	5,416	16,924	3	2	5	11,511	5,418	16,929
Plateau	7,270	6,633	13,903	2,981	95	3,076	10,251	6,728	16,979
Rivers	4,848	2,949	7,797	19,673	283	19,956	24,521	3,232	27,753
Sokoto	2,088	391	2,479	967	15	982	3,055	406	3,461
Taraba	8,629	800	9,429	8,497	113	8,610	17,126	913	18,039
Yobe	4,804	265	5,069	1,007	102	1,109	5,811	367	6,178
Zamfara	1,111	78	1,189	26	-	26	1,137	78	1,215
National	263,843	88,600	352,443	233,017	20,799	253,816	496,860	109,399	606,259

2.5.2 Number Toilets in Primary Schools by State

Tables 2.22, 2.23 and 2.24 provide information on the number of toilets available for learners and teachers in public, private public, and private primary schools respectively for each of the 36 states and FCT.

Table 2.22: Number of Toilets in Public Primary Schools by State: 2020/2021

State	Pupils			Teachers		
	Male	Female	Total	Male	Female	Total
Abia	281	244	525	173	191	364
Adamawa	0	0	0	0	0	0
Akwa-Ibom	2310	2286	4596	1289	1350	2639
Anambra	1113	1315	2428	342	888	1230
Bauchi	0	0	0	0	0	0
Bayelsa	2875	778	3653	886	938	1824
Benue	492	41	533	23	23	46
Borno	0	0	0	0	0	0
Cross River	1086	1104	2190	1085	1162	2247
Delta	468	482	950	315	421	736
Ebonyi	0	0	0	0	0	0
Edo	2053	2052	4105	1027	1027	2054
Ekiti	1174	496	1670	349	418	767
Enugu	0	0	0	0	0	0
FCT	764	731	1495	495	523	1018
Gombe	666	629	1295	347	285	632
Imo	1085	1174	2259	473	503	976
Jigawa	2125	2138	4263	1691	0	1691
Kaduna	0	0	0	0	0	0
Kano	0	0	0	0	0	0
Katsina	5949	6043	11992	3142	1358	4500
Kebbi	1105	574	1679	826	371	1197
Kogi	248	231	479	41	43	84
Kwara	529	520	1049	321	316	637
Lagos	4042	4044	8086	1139	1413	2552
Nasarawa	542	466	1008	437	329	766
Niger	793	490	1283	369	324	693
Ogun	1338	1412	2750	639	909	1548
Ondo	822	876	1698	523	648	1171
Osun	2098	2174	4272	1778	1629	3407
Oyo	2449	2138	4587	2303	2354	4657
Plateau	12341	606	12947	515	227	742
Rivers	1045	1135	2180	540	753	1293
Sokoto	0	0	0	0	0	0
Taraba	659	1370	2029	362	182	544
Yobe	1034	989	2023	1359	578	1937
Zamfara	0	0	0	0	0	0
National	51486	36538	88024	22789	19163	41952

Table 2.23: Number of Toilets in Private Primary Schools by State: 2020/2021

State	Pupils			Teachers		
	Male	Female	Total	Male	Female	Total
Abia	1514	1279	2793	372	872	1244
Adamawa			0			0
Akwa-Ibom	4653	4574	9227	2769	2828	5597
Anambra	927	1938	2865	3585	95	3680
Bauchi			0			0
Bayelsa	4150	611	4761	591	672	1263
Benue	933	929	1862	635	609	1244
Borno			0			0
Cross river	1298	1246	2544	1259	1331	2590
Delta	1483	1484	2967	1851	1953	3804
Ebonyi			0			0
Edo	178	168	346	113	115	228
Ekiti	703	1107	1810	564	398	962
Enugu	0	0	0	0	0	0
FCT	456	509	965	160	183	343
Gombe	920	910	1830	348	301	649
Imo	1257	2289	3546	489	989	1478
Jigawa	0	0	0	0	0	0
Kaduna	2029	2011	4040	760	774	1534
Kano			0			0
Katsina	1676	1594	3270	784	624	1408
Kebbi			0			0
Kogi	44	44	88	31	34	65
Kwara	1374	1386	2760	600	626	1226
Lagos			0			0
Nasarawa	720	720	1440	361	361	722
Niger	14	15	29	6	5	11
Ogun	11327	12454	23781	7273	7936	15209
Ondo			0			0
Osun	2736	2552	5288	2669	2595	5264
Oyo	0	0	0	0	0	0
Plateau	465	492	957	249	279	528
Rivers	4049	3982	8031	1965	2639	4604
Sokoto	0	0	0	0	0	0
Taraba	937	1239	2176	572	342	914
Yobe	129	38	167	133	52	185
Zamfara	0	0	0	0	0	0
National	43972	43571	87543	28139	26613	54752

Table 2.24: Number of Public and Private Toilets in Primary Schools by State: 2020/2021

State	Pupils			Teachers		
	Male	Female	Total	Male	Female	Total
Abia	1795	1523	3318	545	1063	1608
Adamawa	0	0	0	0	0	0
Akwa-Ibom	6963	6860	13823	4058	4178	8236
Anambra	2040	3253	5293	3927	983	4910
Bauchi	0	0	0	0	0	0
Bayelsa	7025	1389	8414	1477	1610	3087
Benue	1425	970	2395	658	632	1290
Borno	0	0	0	0	0	0
Cross River	2384	2350	4734	2344	2493	4837
Delta	1951	1966	3917	2166	2374	4540
Ebonyi	0	0	0	0	0	0
Edo	2231	2220	4451	1140	1142	2282
Ekiti	1877	1603	3480	913	816	1729
Enugu	0	0	0	0	0	0
FCT	1220	1240	2460	655	706	1361
Gombe	1586	1539	3125	695	586	1281
Imo	2342	3463	5805	962	1492	2454
Jigawa	2125	2138	4263	1691	0	1691
Kaduna	2029	2011	4040	760	774	1534
Kano	0	0	0	0	0	0
Katsina	7625	7637	15262	3926	1982	5908
Kebbi	1105	574	1679	826	371	1197
Kogi	292	275	567	72	77	149
Kwara	1903	1906	3809	921	942	1863
Lagos	4042	4044	8086	1139	1413	2552
Nasarawa	1262	1186	2448	798	690	1488
Niger	807	505	1312	375	329	704
Ogun	12665	13866	26531	7912	8845	16757
Ondo	822	876	1698	523	648	1171
Osun	4834	4726	9560	4447	4224	8671
Oyo	2449	2138	4587	2303	2354	4657
Plateau	12806	1098	13904	764	506	1270
Rivers	5094	5117	10211	2505	3392	5897
Sokoto	0	0	0	0	0	0
Taraba	1596	2609	4205	934	524	1458
Yobe	1163	1027	2190	1492	630	2122
Zamfara	0	0	0	0	0	0
National	95458	80109	175567	50928	45776	96704

**CHAPTER THREE:
JUNIOR SECONDARY EDUCATION**

3.0 Introduction

The Junior Secondary school (JSS) component is last three (3) years of the nine-year Basic Education programs comprising JSS1, JSS2 and JSS3. Official age of enrolment into JSS1 is 12 years with a completion age of 14 years. Students who complete junior secondary Education either proceed to senior secondary or enrol in technical or vocational training programs. This chapter presents Junior Secondary school (JSS) statistics for 2020/2021 collected by Federal Ministry of Education (FME) from the thirty-six States and FCT.

3.1 Number of Junior Secondary Schools: 2016/2017 – 2020/2021

Table 3.1 shows the summary of number of public and private Junior Secondary Schools (State and location) for the academic years: 2016/2017 - 2020/2021. Fig 3.0 presents the trend of Junior Secondary Schools (by sector) for the academic years: 2016/2017 - 2020/2021.

Table 3.1: Number of Junior Secondary Schools by Year and Sector: 2016/2017 - 2020/2021

Year	Public	Private	Total
2016/2017	13157	19256	32413
2017/2018	13029	17988	31017
2018/2019	14091	20607	34698
2019/2020	14129	17403	31532
2020/2021	13430	18206	31636

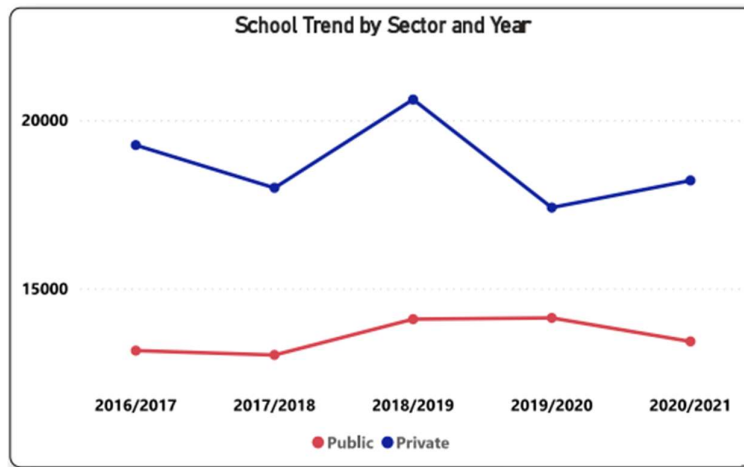


Fig 3.0: Trend of Public and Private Junior Secondary School: 2016/2017 to 2020/2021

3.1.2 Number of Junior Secondary Schools by State, Sector and Location: 2020/2021

Table 3.2 presents the number of public and private Junior Secondary Schools (by State and Location): 2020/2021.

Table 3.2: Number of Junior Secondary Schools by State, Sector and Location: 2020/2021

STATES	PUBLIC			PRIVATE			BOTH		
	RURAL	URBAN	TOTAL	RURAL	URBAN	TOTAL	RURAL	URBAN	TOTAL
Abia	210	47	257	344	193	537	554	240	794
Adamawa	423	105	528	131	262	393	554	367	921
Akwa Ibom	184	77	261	216	160	376	400	237	637
Anambra	173	89	262	288	414	702	461	503	964
Bauchi	671	118	789	190	276	466	861	394	1255
Bayelsa	181	32	213	81	405	486	262	437	699
Benue	441	131	572	325	165	490	766	296	1062
Borno	156	141	297	28	165	193	184	306	490
Cross River	252	77	329	271	217	488	523	294	817
Delta	361	108	469	374	391	765	735	499	1234
Ebonyi	190	37	227	258	76	334	448	113	561
Edo	243	66	309	307	133	440	550	199	749
Ekiti	89	85	174	154	213	367	243	298	541
Enugu	295	39	334	351	194	545	646	233	879
FCT	108	60	168	17	63	80	125	123	248
Gombe	310	71	381	112	198	310	422	269	691
Imo	195	105	300	332	76	408	527	181	708
Jigawa	424	165	589	13	64	77	437	229	666
Kaduna	291	101	392	289	677	966	580	778	1358
Kano	812	370	1182	213	1127	1340	1025	1497	2522
Katsina	184	76	260	100	212	312	284	288	572
Kebbi	198	78	276	2	13	15	200	91	291
Kogi	120	51	171	192	190	382	312	241	553
Kwara	270	210	480	66	276	342	336	486	822
Lagos	62	295	357	300	333	633	362	628	990
Nasarawa	306	84	390	114	385	499	420	469	889
Niger	362	131	493	190	495	685	552	626	1178
Ogun	176	163	339	858	975	1833	1034	1138	2172
Ondo	187	135	322	240	227	467	427	362	789
Osun	181	213	394	48	97	145	229	310	539
Oyo	238	337	575	348	909	1257	586	1246	1832
Plateau	164	63	227	17	34	51	181	97	278
Rivers	249	70	319	262	518	780	511	588	1099
Sokoto	189	111	300	7	76	83	196	187	383
Taraba	213	64	277	247	324	571	460	388	848
Yobe	105	46	151	2	104	106	107	150	257
Zamfara	45	21	66	78	204	282	123	225	348
National	9258	4172	13430	7365	10841	18206	16623	15013	31636

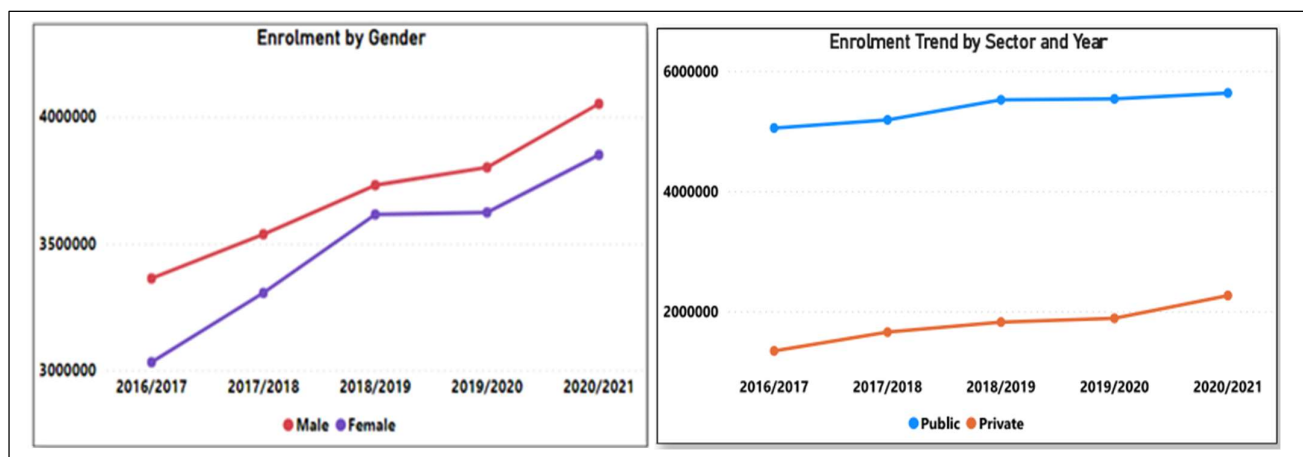
3.2 Enrolment:

3.2.1 Summary of National Enrolment in Junior Secondary Schools by Sector and Gender

Tables 3.3 present the Enrolment in Public and Private Junior Secondary Schools by Gender for 2016/2017 to 2020/2021 academic years. Figure 3.1 present the Enrolment in Public and Private Junior Secondary Schools by Location and Gender for 2016/2017 to 2020/2021 academic years

Table 3.3: Enrolment in Junior Secondary Schools by Sector and Gender: 2016/2017 - 2020/2021

Year	Public			Private			Public + Female		
	Male	Female	Total	Male	Female	Total	Male	Female	Total
2016/2017	2,701,572	2,352,307	5,053,879	660,772	679,679	1,340,451	3,362,344	3,031,986	6,394,330
2017/2018	2,713,663	2,475,430	5,189,093	822,972	829,888	1,652,860	3,536,635	3,305,318	6,841,953
2018/2019	2,826,836	2,696,946	5,523,782	903,277	917,603	1,820,880	3,730,113	3,614,549	7,344,662
2019/2020	2,876,842	2,661,828	5,538,670	923,436	960,842	1,884,278	3,800,278	3,622,670	7,422,948
2020/2021	2,912,716	2,724,348	5,637,064	1,138,317	1,125,370	2,263,687	4,051,033	3,849,718	7,900,751



3.3 Enrolment in Junior Secondary Schools by Sector, Gender and Location: 2020/2021

Tables 3.4 present the Enrolment in Public and Private Junior Secondary Schools by Location and Gender: 2020/2021 academic session. Figure 3.2 present the Enrolment in Public and Private Junior Secondary Schools by Sector, Gender and Location: 2020/2021 academic session. In addition, Tables 3.5-3.19 presents Enrolment in Public and Private Junior Secondary Schools (individually and both) by State, Location, Class, Age and Gender for 2020/2021 academic session.

Table 3.4: Enrolment in Junior Secondary Schools by Sector, Gender and Location: 2020/2021

Sector	RURAL			URBAN			BOTH
	Male	Female	Total	Male	Female	Total	
Public	1,149,973	998,979	2,148,952	1,762,743	1,725,369	3,488,112	5,637,064
Private	548,376	536,519	1,084,895	589,941	588,851	1,178,792	2,263,687
Total	1,698,349	1,535,498	3,233,847	2,352,684	2,314,220	4,666,904	7,900,751

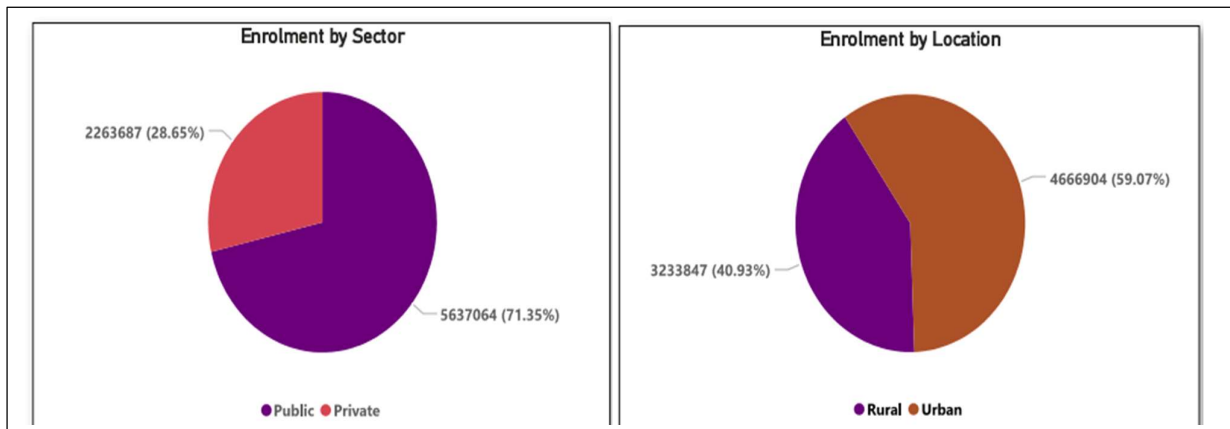


Table 3.5: Enrolment in Public Junior Secondary Schools by State, Location and Gender - 2021/2022

STATE	RURAL			URBAN			BOTH		
	Male	Female	Total	Male	Female	Total	Male	Female	Total
Abia	11,810	12,375	24,185	5,373	11,484	16,857	17,183	23,859	41,042
Adamawa	43,576	36,299	79,875	23,477	22,979	46,456	67,053	59,278	126,331
Akwa Ibom	45,212	50,013	95,225	69,647	80,949	150,596	114,859	130,962	245,821
Anambra	18,940	19,549	38,489	18,391	21,196	39,587	37,331	40,745	78,076
Bauchi	68,876	49,007	117,883	39,123	36,759	75,882	107,999	85,766	193,765
Bayelsa	17,018	15,212	32,230	6,570	7,156	13,726	23,588	22,368	45,956
Benue	17,952	13,970	31,922	21,608	20,097	41,705	39,560	34,067	73,627
Borno	27,679	24,566	52,245	56,373	61,238	117,611	84,052	85,804	169,856
Cross River	20,297	21,676	41,973	6,791	9,195	15,986	27,088	30,871	57,959
Delta	24,980	25,852	50,832	46,183	48,319	94,502	71,163	74,171	145,334
Ebonyi	10,692	13,765	24,457	22,263	22,694	44,957	32,955	36,459	69,414
Edo	16,246	26,170	42,416	31,762	39,667	71,429	48,008	65,837	113,845
Ekiti	5,575	5,252	10,827	19,576	19,353	38,929	25,151	24,605	49,756
Enugu	17,311	20,626	37,937	18,694	22,674	41,368	36,005	43,300	79,305
FCT	19,410	20,308	39,718	52,571	56,601	109,172	71,981	76,909	148,890
Gombe	15,799	17,342	33,141	41,556	27,624	69,180	57,355	44,966	102,321
Imo	59,365	61,992	121,357	134,810	138,140	272,950	194,175	200,132	394,307
Jigawa	30,280	20,275	50,555	58,695	58,449	117,144	88,975	78,724	167,699
Kaduna	49,052	28,808	77,860	95,495	102,013	197,508	144,547	130,821	275,368
Kano	97,311	82,279	179,590	90,825	89,147	179,972	188,136	171,426	359,562
Katsina	49,659	37,866	87,525	110,965	87,616	198,581	160,624	125,482	286,106
Kebbi	98,912	48,198	147,110	55,433	51,919	107,352	154,345	100,117	254,462
Kogi	6,261	5,375	11,636	2,861	2,744	5,605	9,122	8,119	17,241
Kwara	34,688	29,732	64,420	78,696	80,610	159,306	113,384	110,342	223,726
Lagos	30,939	30,353	61,292	150,693	156,165	306,858	181,632	186,518	368,150
Nasarawa	23,632	20,215	43,847	20,669	16,889	37,558	44,301	37,104	81,405
Niger	29,287	29,081	58,368	85,563	56,140	141,703	114,850	85,221	200,071
Ogun	42,928	39,617	82,545	86,510	85,728	172,238	129,438	125,345	254,783
Ondo	34,959	34,421	69,380	28,474	29,811	58,285	63,433	64,232	127,665
Osun	23,724	24,392	48,116	22,072	22,067	44,139	45,796	46,459	92,255
Oyo	39,876	39,224	79,100	92,073	96,206	188,279	131,949	135,430	267,379
Plateau	10,429	9,928	20,357	6,252	6,531	12,783	16,681	16,459	33,140
Rivers	34,167	36,122	70,289	54,558	60,608	115,166	88,725	96,730	185,455
Sokoto	23,263	15,583	38,846	65,395	39,229	104,624	88,658	54,812	143,470
Taraba	16,884	12,639	29,523	9,407	8,464	17,871	26,291	21,103	47,394
Yobe	19,475	16,577	36,052	26,570	23,933	50,503	46,045	40,510	86,555
Zamfara	13,509	4,320	17,829	6,769	4,975	11,744	20,278	9,295	29,573
National	1,149,973	998,979	2,148,952	1,762,743	1,725,369	3,488,112	2,912,716	2,724,348	5,637,064

Table 3.3: Enrolment in Private Junior Secondary Schools by State, Location and Gender - 2020/2021

STATE	RURAL			URBAN			BOTH		
	Male	Female	Total	Male	Female	Total	Male	Female	Total
Abia	20,778	21,612	42,390	11,810	12,375	24,185	32,588	33,987	66,575
Adamawa	5,478	4,829	10,307	12,647	12,147	24,794	18,125	16,976	35,101
Akwa Ibom	25,054	27,795	52,849	15,110	15,261	30,371	40,164	43,056	83,220
Anambra	6,510	6,377	12,887	12,500	14,437	26,937	19,010	20,814	39,824
Bauchi	8,601	10,070	18,671	7,381	7,265	14,646	15,982	17,335	33,317
Bayelsa	7,563	9,778	17,341	4,683	4,629	9,312	12,246	14,407	26,653
Benue	18,144	19,571	37,715	13,268	12,717	25,985	31,412	32,288	63,700
Borno	1,625	1,609	3,234	6,493	8,149	14,642	8,118	9,758	17,876
Cross River	10,541	9,602	20,143	7,292	9,252	16,544	17,833	18,854	36,687
Delta	12,116	13,935	26,051	16,698	17,984	34,682	28,814	31,919	60,733
Ebonyi	9,512	9,467	18,979	7,004	8,471	15,475	16,516	17,938	34,454
Edo	4,265	5,124	9,389	5,143	5,203	10,346	9,408	10,327	19,735
Ekiti	4,000	6,097	10,097	8,637	7,722	16,359	12,637	13,819	26,456
Enugu	17,459	19,959	37,418	10,388	12,017	22,405	27,847	31,976	59,823
FCT	8,352	8,120	16,472	7,579	8,195	15,774	15,931	16,315	32,246
Gombe	12,818	12,146	24,964	18,064	18,001	36,065	30,882	30,147	61,029
Imo	21,368	19,896	41,264	6,099	13,745	19,844	27,467	33,641	61,108
Jigawa	2,270	2,328	4,598	3,894	3,933	7,827	6,164	6,261	12,425
Kaduna	29,862	35,169	65,031	14,093	14,175	28,268	43,955	49,344	93,299
Kano	3,900	4,921	8,821	28,289	34,320	62,609	32,189	39,241	71,430
Katsina	18,341	15,969	34,310	18,906	19,584	38,490	37,247	35,553	72,800
Kebbi	2,792	2,233	5,025	3,242	3,275	6,517	6,034	5,508	11,542
Kogi	6,602	8,990	15,592	6,642	5,647	12,289	13,244	14,637	27,881
Kwara	6,621	7,793	14,414	12,289	12,460	24,749	18,910	20,253	39,163
Lagos	43,756	46,223	89,979	39,266	41,114	80,380	83,022	87,337	170,359
Nasarawa	7,556	7,476	15,032	16,510	15,797	32,307	24,066	23,273	47,339
Niger	5,853	4,760	10,613	13,446	14,428	27,874	19,299	19,188	38,487
Ogun	29,741	22,338	52,079	30,319	29,731	60,050	60,060	52,069	112,129
Ondo	11,619	11,948	23,567	10,678	10,452	21,130	22,297	22,400	44,697
Osun	3,113	3,693	6,806	3,846	3,647	7,493	6,959	7,340	14,299
Oyo	17,740	21,619	39,359	28,938	29,545	58,483	46,678	51,164	97,842
Plateau	9,928	9,423	19,351	8,094	8,113	16,207	18,022	17,536	35,558
Rivers	53,020	61,918	114,938	59,695	60,650	120,345	112,715	122,568	235,283
Sokoto	44,753	27,767	72,520	47,567	30,649	78,216	92,320	58,416	150,736
Taraba	25,326	18,570	43,896	27,341	27,539	54,880	52,667	46,109	98,776
Yobe	2,336	3,650	5,986	4,719	4,912	9,631	7,055	8,562	15,617
Zamfara	29,063	13,744	42,807	41,371	31,310	72,681	70,434	45,054	115,488
National	548,376	536,519	1,084,895	589,941	588,851	1,178,792	1,138,317	1,125,370	2,263,687

Table 3.4: Enrolment in Public and Private Junior Secondary Schools by State, Location and Gender - 2020/2021

STATE	RURAL			URBAN			BOTH		
	Male	Female	Total	Male	Female	Total	Male	Female	Total
Abia	32,588	33,987	66,575	17,183	23,859	41,042	49,771	57,846	107,617
Adamawa	49,054	41,128	90,182	36,124	35,126	71,250	85,178	76,254	161,432
Akwa Ibom	70,266	77,808	148,074	84,757	96,210	180,967	155,023	174,018	329,041
Anambra	25,450	25,926	51,376	30,891	35,633	66,524	56,341	61,559	117,900
Bauchi	77,477	59,077	136,554	46,504	44,024	90,528	123,981	103,101	227,082
Bayelsa	24,581	24,990	49,571	11,253	11,785	23,038	35,834	36,775	72,609
Benue	36,096	33,541	69,637	34,876	32,814	67,690	70,972	66,355	137,327
Borno	29,304	26,175	55,479	62,866	69,387	132,253	92,170	95,562	187,732
Cross River	30,838	31,278	62,116	14,083	18,447	32,530	44,921	49,725	94,646
Delta	37,096	39,787	76,883	62,881	66,303	129,184	99,977	106,090	206,067
Ebonyi	20,204	23,232	43,436	29,267	31,165	60,432	49,471	54,397	103,868
Edo	20,511	31,294	51,805	36,905	44,870	81,775	57,416	76,164	133,580
Ekiti	9,575	11,349	20,924	28,213	27,075	55,288	37,788	38,424	76,212
Enugu	34,770	40,585	75,355	29,082	34,691	63,773	63,852	75,276	139,128
FCT	27,762	28,428	56,190	60,150	64,796	124,946	87,912	93,224	181,136
Gombe	28,617	29,488	58,105	59,620	45,625	105,245	88,237	75,113	163,350
Imo	80,733	81,888	162,621	140,909	151,885	292,794	221,642	233,773	455,415
Jigawa	32,550	22,603	55,153	62,589	62,382	124,971	95,139	84,985	180,124
Kaduna	78,914	63,977	142,891	109,588	116,188	225,776	188,502	180,165	368,667
Kano	101,211	87,200	188,411	119,114	123,467	242,581	220,325	210,667	430,992
Katsina	68,000	53,835	121,835	129,871	107,200	237,071	197,871	161,035	358,906
Kebbi	101,704	50,431	152,135	58,675	55,194	113,869	160,379	105,625	266,004
Kogi	12,863	14,365	27,228	9,503	8,391	17,894	22,366	22,756	45,122
Kwara	41,309	37,525	78,834	90,985	93,070	184,055	132,294	130,595	262,889
Lagos	74,695	76,576	151,271	189,959	197,279	387,238	264,654	273,855	538,509
Nasarawa	31,188	27,691	58,879	37,179	32,686	69,865	68,367	60,377	128,744
Niger	35,140	33,841	68,981	99,009	70,568	169,577	134,149	104,409	238,558
Ogun	72,669	61,955	134,624	116,829	115,459	232,288	189,498	177,414	366,912
Ondo	46,578	46,369	92,947	39,152	40,263	79,415	85,730	86,632	172,362
Osun	26,837	28,085	54,922	25,918	25,714	51,632	52,755	53,799	106,554
Oyo	57,616	60,843	118,459	121,011	125,751	246,762	178,627	186,594	365,221
Plateau	20,357	19,351	39,708	14,346	14,644	28,990	34,703	33,995	68,698
Rivers	87,187	98,040	185,227	114,253	121,258	235,511	201,440	219,298	420,738
Sokoto	68,016	43,350	111,366	112,962	69,878	182,840	180,978	113,228	294,206
Taraba	42,210	31,209	73,419	36,748	36,003	72,751	78,958	67,212	146,170
Yobe	21,811	20,227	42,038	31,289	28,845	60,134	53,100	49,072	102,172
Zamfara	42,572	18,064	60,636	48,140	36,285	84,425	90,712	54,349	145,061
Total	1,698,349	1,535,498	3,233,847	2,352,684	2,314,220	4,666,904	4,051,033	3,849,718	7,900,751

Table 3.8 Enrolment in Public Junior Secondary Schools by State, Class, Gender and Location - 2021/2022

STATE	RURAL						URBAN						TOTAL		
	JSS 1		JSS 2		JSS 3		JSS 1		JSS 2		JSS 3				
	Male	Female	Male	Female	Male	Female	Male	Female	Male	Female	Male	Female	Male	Female	Total
Abia	1,829	4,206	1,603	3,681	1,941	3,597	4,346	4,544	3,853	4,051	3,611	3,780	17,183	23,859	41,042
Adamawa	6,240	5,619	8,726	8,598	8,511	8,762	13,707	10,782	17,139	14,564	12,730	10,953	67,053	59,278	126,331
Akwa Ibom	20,701	24,573	20,063	23,637	28,883	32,739	15,451	15,341	14,749	14,944	15,012	19,728	114,859	130,962	245,821
Anambra	5,527	5,912	6,686	7,859	6,178	7,425	6,416	7,137	7,110	7,796	5,414	4,616	37,331	40,745	78,076
Bauchi	13,347	12,551	12,811	11,905	12,965	12,303	28,065	22,482	23,180	17,577	17,631	8,948	107,999	85,766	193,765
Bayelsa	2,185	2,502	2,127	2,218	2,258	2,436	7,723	8,179	5,879	3,364	3,416	3,669	23,588	22,368	45,956
Benue	7,549	7,224	7,396	6,800	6,663	6,073	6,719	6,685	6,978	6,712	4,255	573	39,560	34,067	73,627
Borno	19,115	21,280	20,775	21,985	16,483	17,973	11,079	9,903	9,181	8,050	7,419	6,613	84,052	85,804	169,856
Cross Rivers	2,818	3,685	2,240	3,020	1,733	2,490	6,715	7,341	6,045	6,859	7,537	7,476	27,088	30,871	57,959
Delta	14,364	14,949	15,910	16,788	15,909	16,582	9,449	9,880	9,467	9,851	6,064	6,121	71,163	74,171	145,334
Ebonyi	7,357	7,474	7,406	7,488	7,500	7,732	6,138	7,165	2,921	2,981	1,633	3,619	32,955	36,459	69,414
Edo	9,885	11,897	10,586	13,893	11,291	13,877	5,679	8,768	5,704	8,702	4,863	8,700	48,008	65,837	113,845
Ekiti	6,803	6,427	6,627	6,715	6,146	6,211	2,053	2,013	2,086	2,007	1,436	1,232	25,151	24,605	49,756
Enugu	6,283	7,452	6,286	7,647	6,125	7,575	5,463	6,171	5,498	5,883	6,350	8,572	36,005	43,300	79,305
FCT	16,450	17,851	18,028	19,177	18,093	19,573	6,617	6,842	6,508	6,694	6,285	6,772	71,981	76,909	148,890
Gombe	12,707	8,505	14,597	9,637	14,252	9,482	9,068	5,092	4,237	5,096	2,494	7,154	57,355	44,966	102,321
Imo	44,400	45,361	45,156	46,294	45,254	46,485	22,140	22,802	20,051	20,595	17,174	18,595	194,175	200,132	394,307
Jigawa	18,966	19,163	20,065	19,861	19,664	19,425	10,237	10,223	1,648	1,706	18,395	8,346	88,975	78,724	167,699
Kaduna	30,351	31,708	32,264	34,982	32,880	35,323	15,633	10,755	15,679	10,864	17,740	7,189	144,547	130,821	275,368
Kano	32,907	29,323	29,397	28,964	28,521	30,860	34,238	36,153	32,920	21,264	30,153	24,862	188,136	171,426	359,562
Katsina	38,628	32,636	37,881	31,725	34,456	23,255	16,691	11,414	16,481	12,120	16,487	14,332	160,624	125,482	286,106
Kebbi	10,745	10,498	11,009	9,405	33,679	32,016	32,000	13,000	33,000	13,100	33,912	22,098	154,345	100,117	254,462
Kogi	1,093	1,011	964	880	804	853	3,100	2,006	1,507	1,545	1,654	1,824	9,122	8,119	17,241
Kwara	24,612	25,452	26,860	27,116	27,224	28,042	9,941	9,985	12,626	12,651	12,121	7,096	113,384	110,342	223,726
Lagos	45,145	47,370	57,433	57,869	48,115	50,926	10,400	10,500	10,300	10,650	10,239	9,203	181,632	186,518	368,150
Nasarawa	6,916	5,470	7,067	5,972	6,686	5,447	7,389	6,271	7,061	6,040	9,182	7,904	44,301	37,104	81,405
Niger	29,151	18,085	29,216	19,356	27,196	18,699	18,309	9,127	6,078	14,720	4,900	5,234	114,850	85,221	200,071
Ogun	28,272	27,345	30,184	29,882	28,054	28,501	14,164	14,610	13,936	14,874	14,828	10,133	129,438	125,345	254,783
Ondo	10,574	10,543	7,546	8,534	10,354	10,734	11,634	12,746	11,534	13,765	11,791	7,910	63,433	64,232	127,665
Osun	7,876	5,653	7,653	8,761	6,543	7,653	6,543	7,654	8,675	8,787	8,506	7,951	45,796	46,459	92,255
Oyo	30,383	31,557	32,126	33,508	29,564	31,141	13,518	12,896	12,720	11,997	13,638	14,331	131,949	135,430	267,379
Plateau	2,027	2,154	2,167	2,195	2,058	2,182	3,064	3,078	4,304	3,787	3,061	3,063	16,681	16,459	33,140
Rivers	14,330	16,003	20,064	22,263	20,164	22,342	10,880	13,946	13,002	13,373	10,285	8,803	88,725	96,730	185,455
Sokoto	20,336	12,762	22,438	13,230	22,621	13,237	8,168	4,193	8,076	4,109	7,019	7,281	88,658	54,812	143,470
Taraba	2,635	2,295	3,497	3,159	3,275	3,010	5,025	4,978	7,541	3,220	4,318	4,441	26,291	21,103	47,394
Yobe	11,521	10,142	7,372	6,644	7,677	7,147	6,160	4,945	6,587	5,740	6,728	5,892	46,045	40,510	86,555
Zamfara	1,749	1,273	1,939	1,718	3,081	1,984	5,316	1,083	3,437	1,430	4,756	1,807	20,278	9,295	29,573
National	565,777	547,911	594,165	583,366	602,801	594,092	409,238	360,690	377,698	331,468	363,037	306,821	2,912,716	2,724,348	5,637,064

Table 3.9 Enrolment in Private Junior Secondary Schools by State, Class, Gender and Location - 2020/2021

STATE	RURAL						URBAN						TOTAL		
	JSS 1		JSS 2		JSS 3		JSS 1		JSS 2		JSS 3				
	Male	Female	Male	Female	Male	Female	Male	Female	Male	Female	Male	Female	Male	Female	Total
Abia	4,346	4,544	3,853	4,051	3,611	3,780	7,542	7,800	6,821	7,147	6,415	6,665	32,588	33,987	66,575
Adamawa	4,606	4,124	4,425	4,538	3,616	3,485	2,478	2,228	1,683	1,474	1,317	1,127	18,125	16,976	35,101
Akwa Ibom	5,451	5,341	4,749	4,944	4,910	4,976	9,153	10,503	7,353	8,637	8,548	8,655	40,164	43,056	83,220
Anambra	4,416	5,137	5,110	5,796	2,974	3,504	610	1,000	1,203	1,537	4,697	3,840	19,010	20,814	39,824
Bauchi	2,900	2,105	2,096	2,386	2,385	2,774	3,687	3,879	2,920	2,998	1,994	3,193	15,982	17,335	33,317
Bayelsa	1,723	1,179	1,544	1,781	1,416	1,669	2,491	2,787	2,531	3,653	2,541	3,338	12,246	14,407	26,653
Benue	3,719	3,685	4,978	3,712	4,571	5,320	5,956	5,842	6,146	5,809	6,042	7,920	31,412	32,288	63,700
Borno	1,598	1,808	2,113	2,549	2,782	3,792	563	593	547	560	515	456	8,118	9,758	17,876
Cross Rivers	3,415	4,041	2,745	3,559	1,132	1,652	4,126	4,382	3,081	1,209	3,334	4,011	17,833	18,854	36,687
Delta	5,449	5,880	5,467	5,851	5,782	6,253	4,808	4,798	5,368	5,254	1,940	3,883	28,814	31,919	60,733
Ebonyi	2,345	3,123	2,314	2,134	2,345	3,214	2,354	2,314	3,211	3,222	3,947	3,931	16,516	17,938	34,454
Edo	1,679	1,768	1,704	1,702	1,760	1,733	1,487	1,552	1,716	1,932	1,062	1,640	9,408	10,327	19,735
Ekiti	3,053	2,013	3,086	3,007	2,498	2,702	2,480	2,604	1,032	1,372	488	2,121	12,637	13,819	26,456
Enugu	3,463	4,171	3,498	3,883	3,427	3,963	5,827	6,564	5,730	6,541	5,902	6,854	27,847	31,976	59,823
FCT	2,617	2,842	2,508	2,694	2,454	2,659	3,010	3,113	3,231	2,840	2,111	2,167	15,931	16,315	32,246
Gombe	6,068	6,092	6,225	6,096	5,771	5,813	4,433	4,266	4,223	4,130	4,162	3,750	30,882	30,147	61,029
Imo	2,140	5,802	2,051	5,595	1,908	2,348	6,351	5,368	8,368	8,382	6,649	6,146	27,467	33,641	61,108
Jigawa	1,237	1,223	1,648	1,706	1,009	1,004	1,001	1,001	1,057	1,022	212	305	6,164	6,261	12,425
Kaduna	5,633	5,755	3,334	3,238	5,126	5,182	1,766	1,490	12,921	15,438	15,175	18,241	43,955	49,344	93,299
Kano	10,755	12,731	9,217	11,504	8,317	10,085	1,080	1,231	1,760	1,909	1,060	1,781	32,189	39,241	71,430
Katsina	6,358	6,081	6,148	6,787	6,400	6,716	6,148	6,287	6,948	6,015	5,245	3,667	37,247	35,553	72,800
Kebbi	1,005	1,023	1,231	1,243	1,006	1,009	1,109	1,003	987	567	696	663	6,034	5,508	11,542
Kogi	2,207	2,210	2,314	1,123	2,121	2,314	3,213	1,112	1,221	312	2,168	7,566	13,244	14,637	27,881
Kwara	4,441	4,485	4,126	4,151	3,722	3,824	2,137	2,254	2,479	3,560	2,005	1,979	18,910	20,253	39,163
Lagos	13,465	14,235	12,345	13,423	13,456	13,456	14,231	12,645	13,345	12,675	16,180	20,903	83,022	87,337	170,359
Nasarawa	5,389	5,271	5,061	5,040	6,060	5,486	2,689	2,688	2,451	2,507	2,416	2,281	24,066	23,273	47,339
Niger	4,809	4,627	3,737	4,567	4,900	5,234	2,154	1,479	1,983	1,774	1,716	1,507	19,299	19,188	38,487
Ogun	9,164	8,610	8,936	8,874	12,219	12,247	7,393	6,922	7,641	7,700	14,707	7,716	60,060	52,069	112,129
Ondo	4,004	4,034	3,361	3,261	3,313	3,157	4,025	4,182	3,818	3,920	3,776	3,846	22,297	22,400	44,697
Osun	1,200	1,102	1,223	1,323	1,423	1,222	1,324	1,443	1,200	1,343	589	907	6,959	7,340	14,299
Oyo	10,518	10,896	5,401	5,277	13,019	13,372	6,060	6,217	5,954	6,058	5,726	9,344	46,678	51,164	97,842
Plateau	2,714	2,728	2,711	2,713	2,669	2,672	3,125	3,051	3,022	2,953	3,781	3,419	18,022	17,536	35,558
Rivers	20,367	20,733	19,789	20,160	19,539	19,757	17,865	18,165	17,753	25,998	17,402	17,755	112,715	122,568	235,283
Sokoto	15,944	10,329	15,852	10,245	15,771	10,075	14,942	9,276	14,921	9,246	14,890	9,245	92,320	58,416	150,736
Taraba	9,375	9,328	9,298	9,420	8,668	8,791	8,713	8,064	8,731	3,025	7,882	7,481	52,667	46,109	98,776
Yobe	1,834	1,619	1,261	1,414	1,624	1,879	912	2,777	714	712	710	161	7,055	8,562	15,617
Zamfara	13,695	9,623	13,816	10,970	13,860	10,717	9,716	4,679	9,897	4,605	9,450	4,460	70,434	45,054	115,488
National	203,102	200,298	189,275	190,717	197,564	197,836	176,959	165,559	183,967	178,036	187,450	192,924	1,138,317	1,125,370	2,263,687

Table 3.10 Enrolment in Public and Private Junior Secondary Schools by State, Class, Gender and Location - 2020/2021

STATE	RURAL						URBAN						TOTAL		
	JSS 1		JSS 2		JSS 3		JSS 1		JSS 2		JSS 3		Male	Female	Total
	Male	Female	Male	Female	Male	Female	Male	Female	Male	Female	Male	Female			
Abia	6,175	8,750	5,456	7,732	5,552	7,377	11,888	12,344	10,674	11,198	10,026	10,445	49,771	57,846	107,617
Adamawa	10,846	9,743	13,151	13,136	12,127	12,247	16,185	13,010	18,822	16,038	14,047	12,080	85,178	76,254	161,432
Akwa Ibom	26,152	29,914	24,812	28,581	33,793	37,715	24,604	25,844	22,102	23,581	23,560	28,383	155,023	174,018	329,041
Anambra	9,943	11,049	11,796	13,655	9,152	10,929	7,026	8,137	8,313	9,333	10,111	8,456	56,341	61,559	117,900
Bauchi	16,247	14,656	14,907	14,291	15,350	15,077	31,752	26,361	26,100	20,575	19,625	12,141	123,981	103,101	227,082
Bayelsa	3,908	3,681	3,671	3,999	3,674	4,105	10,214	10,966	8,410	7,017	5,957	7,007	35,834	36,775	72,609
Benue	11,268	10,909	12,374	10,512	11,234	11,393	12,675	12,527	13,124	12,521	10,297	8,493	70,972	66,355	137,327
Borno	20,713	23,088	22,888	24,534	19,265	21,765	11,642	10,496	9,728	8,610	7,934	7,069	92,170	95,562	187,732
Cross Rivers	6,233	7,726	4,985	6,579	2,865	4,142	10,841	11,723	9,126	8,068	10,871	11,487	44,921	49,725	94,646
Delta	19,813	20,829	21,377	22,639	21,691	22,835	14,257	14,678	14,835	15,105	8,004	10,004	99,977	106,090	206,067
Ebonyi	9,702	10,597	9,720	9,622	9,845	10,946	8,492	9,479	6,132	6,203	5,580	7,550	49,471	54,397	103,868
Edo	11,564	13,665	12,290	15,595	13,051	15,610	7,166	10,320	7,420	10,634	5,925	10,340	57,416	76,164	133,580
Ekiti	9,856	8,440	9,713	9,722	8,644	8,913	4,533	4,617	3,118	3,379	1,924	3,353	37,788	38,424	76,212
Enugu	9,746	11,623	9,784	11,530	9,552	11,538	11,290	12,735	11,228	12,424	12,252	15,426	63,852	75,276	139,128
FCT	19,067	20,693	20,536	21,871	20,547	22,232	9,627	9,955	9,739	9,534	8,396	8,939	87,912	93,224	181,136
Gombe	18,775	14,597	20,822	15,733	20,023	15,295	13,501	9,358	8,460	9,226	6,656	10,904	88,237	75,113	163,350
Imo	46,540	51,163	47,207	51,889	47,162	48,833	28,491	28,170	28,419	28,977	23,823	24,741	221,642	233,773	455,415
Jigawa	20,203	20,386	21,713	21,567	20,673	20,429	11,238	11,224	2,705	2,728	18,607	8,651	95,139	84,985	180,124
Kaduna	35,984	37,463	35,598	38,220	38,006	40,505	17,399	12,245	28,600	26,302	32,915	25,430	188,502	180,165	368,667
Kano	43,662	42,054	38,614	40,468	36,838	40,945	35,318	37,384	34,680	23,173	31,213	26,643	220,325	210,667	430,992
Katsina	44,986	38,717	44,029	38,512	40,856	29,971	22,839	17,701	23,429	18,135	21,732	17,999	197,871	161,035	358,906
Kebbi	11,750	11,521	12,240	10,648	34,685	33,025	33,109	14,003	33,987	13,667	34,608	22,761	160,379	105,625	266,004
Kogi	3,300	3,221	3,278	2,003	2,925	3,167	6,313	3,118	2,728	1,857	3,822	9,390	22,366	22,756	45,122
Kwara	29,053	29,937	30,986	31,267	30,946	31,866	12,078	12,239	15,105	16,211	14,126	9,075	132,294	130,595	262,889
Lagos	58,610	61,605	69,778	71,292	61,571	64,382	24,631	23,145	23,645	23,325	26,419	30,106	264,654	273,855	538,509
Nasarawa	12,305	10,741	12,128	11,012	12,746	10,933	10,078	8,959	9,512	8,547	11,598	10,185	68,367	60,377	128,744
Niger	33,960	22,712	32,953	23,923	32,096	23,933	20,463	10,606	8,061	16,494	6,616	6,741	134,149	104,409	238,558
Ogun	37,436	35,955	39,120	38,756	40,273	40,748	21,557	21,532	21,577	22,574	29,535	17,849	189,498	177,414	366,912
Ondo	14,578	14,577	10,907	11,795	13,667	13,891	15,659	16,928	15,352	17,685	15,567	11,756	85,730	86,632	172,362
Osun	9,076	6,755	8,876	10,084	7,966	8,875	7,867	9,097	9,875	10,130	9,095	8,858	52,755	53,799	106,554
Oyo	40,901	42,453	37,527	38,785	42,583	44,513	19,578	19,113	18,674	18,055	19,364	23,675	178,627	186,594	365,221
Plateau	4,741	4,882	4,878	4,908	4,727	4,854	6,189	6,129	7,326	6,740	6,842	6,482	34,703	33,995	68,698
Rivers	34,697	36,736	39,853	42,423	39,703	42,099	28,745	32,111	30,755	39,371	27,687	26,558	201,440	219,298	420,738
Sokoto	36,280	23,091	38,290	23,475	38,392	23,312	23,110	13,469	22,997	13,355	21,909	16,526	180,978	113,228	294,206
Taraba	12,010	11,623	12,795	12,579	11,943	11,801	13,738	13,042	16,272	6,245	12,200	11,922	78,958	67,212	146,170
Yobe	13,355	11,761	8,633	8,058	9,301	9,026	7,072	7,722	7,301	6,452	7,438	6,053	53,100	49,072	102,172
Zamfara	15,444	10,896	15,755	12,688	16,941	12,701	15,032	5,762	13,334	6,035	14,206	6,267	90,712	54,349	145,061
National	768,879	748,209	783,440	774,083	800,365	791,928	586,197	526,249	561,665	509,504	550,487	499,745	4,051,033	3,849,718	7,900,751

Table 3.11: Enrolment in Public Junior Secondary Schools by State, Grouped Age and Gender - 2020/2021

State	BELOW 12 Years			AGE 12 -14			ABOVE 14 Years			TOTAL		
	MALE	FEMALE	TOTAL	MALE	FEMALE	TOTAL	MALE	FEMALE	TOTAL	MALE	FEMALE	TOTAL
Abia	599	796	1,395	15,038	20,648	35,686	1,546	2,415	3,961	17,183	23,859	41,042
Adamawa	12,660	11,664	24,324	37,855	35,639	73,494	16,538	11,975	28,513	67,053	59,278	126,331
Akwa Ibom	9,439	10,747	20,186	103,211	117,679	220,890	2,209	2,536	4,745	114,859	130,962	245,821
Anambra	8,078	8,437	16,515	24,274	26,630	50,904	4,979	5,678	10,657	37,331	40,745	78,076
Bauchi	7,846	6,876	14,722	79,817	63,838	143,655	20,336	15,052	35,388	107,999	85,766	193,765
Bayelsa	2,662	1,853	4,515	15,348	16,033	31,381	5,578	4,482	10,060	23,588	22,368	45,956
Benue	3,052	2,598	5,650	32,799	28,608	61,407	3,709	2,861	6,570	39,560	34,067	73,627
Borno	3,910	4,722	8,632	62,248	63,884	126,132	17,894	17,198	35,092	84,052	85,804	169,856
Cross River	6,054	6,748	12,802	21,030	24,115	45,145	4	8	12	27,088	30,871	57,959
Delta	13,863	14,697	28,560	49,265	51,121	100,386	8,035	8,353	16,388	71,163	74,171	145,334
Ebonyi	10,782	11,701	22,483	19,310	21,549	40,859	2,863	3,209	6,072	32,955	36,459	69,414
Edo	-	-	-	48,008	65,837	113,845	0	0	0	48,008	65,837	113,845
Ekiti	5,657	5,902	11,559	17,503	16,769	34,272	1,991	1,934	3,925	25,151	24,605	49,756
Enugu	2,049	3,295	5,344	30,593	36,347	66,940	3,363	3,658	7,021	36,005	43,300	79,305
FCT	21,998	22,352	44,350	35,767	38,733	74,500	14,216	15,824	30,040	71,981	76,909	148,890
Gombe	2,618	2,369	4,987	45,145	35,923	81,068	9,592	6,674	16,266	57,355	44,966	102,321
Imo	21,391	22,036	43,427	150,976	155,574	306,550	21,808	22,522	44,330	194,175	200,132	394,307
Jigawa	18,114	17,101	35,215	67,245	57,197	124,442	3,616	4,426	8,042	88,975	78,724	167,699
Kaduna	7,614	7,459	15,073	102,552	93,290	195,842	34,381	30,072	64,453	144,547	130,821	275,368
Kano	17,004	10,210	27,214	126,983	121,724	248,707	44,149	39,492	83,641	188,136	171,426	359,562
Katsina	8,045	8,856	16,901	123,983	98,896	222,879	28,596	17,730	46,326	160,624	125,482	286,106
Kebbi	14,745	14,838	29,583	106,457	87,195	193,652	33,143	-1,916	31,227	154,345	100,117	254,462
Kogi	1,404	1,260	2,664	7,200	6,647	13,847	518	212	730	9,122	8,119	17,241
Kwara	16,172	17,210	33,382	80,990	78,686	159,676	16,222	14,446	30,668	113,384	110,342	223,726
Lagos	11,350	11,964	23,314	152,296	155,925	308,221	17,986	18,629	36,615	181,632	186,518	368,150
Nasarawa	2,268	1,888	4,156	39,765	33,328	73,093	2,268	1,888	4,156	44,301	37,104	81,405
Niger	11,662	8,594	20,256	83,742	63,613	147,355	19,446	13,014	32,460	114,850	85,221	200,071
Ogun	17,394	17,525	34,919	91,876	89,722	181,598	20,168	18,098	38,266	129,438	125,345	254,783
Ondo	10,134	11,852	21,986	34,007	34,585	68,592	19,292	17,795	37,087	63,433	64,232	127,665
Osun	4,509	4,797	9,306	25,438	26,995	52,433	15,849	14,667	30,516	45,796	46,459	92,255
Oyo	22,842	23,106	45,948	87,623	91,251	178,874	21,484	21,073	42,557	131,949	135,430	267,379
Plateau	2,006	1,909	3,915	12,082	11,888	23,970	2,593	2,662	5,255	16,681	16,459	33,140
Rivers	15,579	16,810	32,389	62,956	68,427	131,383	10,190	11,493	21,683	88,725	96,730	185,455
Sokoto	5,714	3,158	8,872	69,441	43,257	112,698	13,503	8,397	21,900	88,658	54,812	143,470
Taraba	2,752	2,242	4,994	20,163	16,365	36,528	3,376	2,496	5,872	26,291	21,103	47,394
Yobe	2,954	2,440	5,394	35,164	30,325	65,489	7,927	7,745	15,672	46,045	40,510	86,555
Zamfara	2,272	905	3,177	15,569	7,849	23,418	2,437	541	2,978	20,278	9,295	29,573
National	327,192	320,917	648,109	2,133,719	2,036,092	4,169,811	451,805	367,339	819,144	2,912,716	2,724,348	5,637,064

Table 3.12: Enrolment in Private Junior Secondary Schools by State, Grouped Age and Gender - 2020/2021

State	BELOW 12 Years			AGE 12 -14			ABOVE 14 Years			TOTAL		
	MALE	FEMALE	TOTAL	MALE	FEMALE	TOTAL	MALE	FEMALE	TOTAL	MALE	FEMALE	TOTAL
Abia	6,020	6,592	12,612	23,898	24,879	48,777	2,670	2,516	5,186	32,588	33,987	66,575
Adamawa	2,341	1,232	3,573	10,774	8,764	19,538	5,010	6,980	11,990	18,125	16,976	35,101
Akwa Ibom	3,647	3,947	7,594	35,651	38,161	73,812	866	948	1,814	40,164	43,056	83,220
Anambra	2,698	3,447	6,145	14,443	16,241	30,684	1,869	1,126	2,995	19,010	20,814	39,824
Bauchi	2,446	2,653	5,099	9,486	10,260	19,746	4,050	4,422	8,472	15,982	17,335	33,317
Bayelsa	3,459	3,631	7,090	7,657	8,169	15,826	1,130	2,607	3,737	12,246	14,407	26,653
Benue	3,399	3,607	7,006	21,139	20,230	41,369	6,874	8,451	15,325	31,412	32,288	63,700
Borno	994	1,197	2,191	6,107	6,809	12,916	1,017	1,752	2,769	8,118	9,758	17,876
Cross River	2,296	2,663	4,959	8,732	8,656	17,388	6,805	7,535	14,340	17,833	18,854	36,687
Delta	4,240	4,630	8,870	21,883	21,681	43,564	2,691	5,608	8,299	28,814	31,919	60,733
Ebonyi	2,066	2,211	4,277	12,865	14,010	26,875	1,585	1,717	3,302	16,516	17,938	34,454
Edo	1,058	987	2,045	3,083	3,371	6,454	5,267	5,969	11,236	9,408	10,327	19,735
Ekiti	1,672	1,321	2,993	2,841	3,097	5,938	8,124	9,401	17,525	12,637	13,819	26,456
Enugu	1,402	1,477	2,879	25,529	29,463	54,992	916	1,036	1,952	27,847	31,976	59,823
FCT	1,091	1,520	2,611	1,580	2,021	3,601	13,260	12,774	26,034	15,931	16,315	32,246
Gombe	1,228	1,397	2,625	22,258	25,768	48,026	7,396	2,982	10,378	30,882	30,147	61,029
Imo	4,628	4,866	9,494	18,069	18,817	36,886	4,770	9,958	14,728	27,467	33,641	61,108
Jigawa	765	655	1,420	1,294	1,201	2,495	4,105	4,405	8,510	6,164	6,261	12,425
Kaduna	8,746	9,005	17,751	26,860	27,336	54,196	8,349	13,003	21,352	43,955	49,344	93,299
Kano	2,853	3,236	6,089	25,373	30,899	56,272	3,963	5,106	9,069	32,189	39,241	71,430
Katsina	7,815	9,353	17,168	22,178	22,448	44,626	7,254	3,752	11,006	37,247	35,553	72,800
Kebbi*	673	663	1,336	4,660	4,173	8,833	701	672	1,373	6,034	5,508	11,542
Kogi*	2,734	2,999	5,733	8,407	8,683	17,090	2,103	2,955	5,058	13,244	14,637	27,881
Kwara	2,882	3,089	5,971	6,205	6,312	12,517	9,823	10,852	20,675	18,910	20,253	39,163
Lagos	24,189	20,517	44,706	48,326	55,555	103,881	10,507	11,265	21,772	83,022	87,337	170,359
Nasarawa	967	939	1,906	19,656	19,497	39,153	3,443	2,837	6,280	24,066	23,273	47,339
Niger	3,122	3,261	6,383	13,904	12,518	26,422	2,273	3,409	5,682	19,299	19,188	38,487
Ogun	17,591	19,548	37,139	40,452	30,253	70,705	2,017	2,268	4,285	60,060	52,069	112,129
Ondo	8,029	8,216	16,245	14,268	14,184	28,452	0	0	0	22,297	22,400	44,697
Osun	1,377	1,489	2,866	4,798	5,127	9,925	784	724	1,508	6,959	7,340	14,299
Oyo	9,300	9,666	18,966	28,099	33,333	61,432	9,279	8,165	17,444	46,678	51,164	97,842
Plateau	160	208	368	10,659	10,557	21,216	7,203	6,771	13,974	18,022	17,536	35,558
Rivers	21,644	22,181	43,825	54,365	50,446	104,811	36,706	49,941	86,647	112,715	122,568	235,283
Sokoto	10,494	10,515	21,009	52,913	32,804	85,717	28,913	15,097	44,010	92,320	58,416	150,736
Taraba	9,356	8,402	17,758	34,586	34,242	68,828	8,725	3,465	12,190	52,667	46,109	98,776
Yobe	1,834	1,197	3,031	4,519	6,866	11,385	702	499	1,201	7,055	8,562	15,617
Zamfara	9,481	7,927	17,408	51,505	42,728	94,233	9,448	-5,601	3,847	70,434	45,054	115,488
National	188,697	190,444	379,141	719,022	709,559	1,428,581	230,598	225,367	455,965	1,138,317	1,125,370	2,263,687

Table 3.13: Enrolment in Public and Private Junior Secondary Schools by State, Age and Gender - 2020/2021

State	BELOW 12 Years			AGE 12 -14			ABOVE 14 Years			TOTAL		
	MALE	FEMALE	TOTAL	MALE	FEMALE	TOTAL	MALE	FEMALE	TOTAL	MALE	FEMALE	TOTAL
Abia	6,619	7,388	14,007	38,936	45,527	84,463	4,216	4,931	9,147	49,771	57,846	107,617
Adamawa	15,001	12,896	27,897	48,629	44,403	93,032	21,548	18,955	40,503	85,178	76,254	161,432
Akwa Ibom	13,086	14,694	27,780	138,862	155,840	294,702	3,075	3,484	6,559	155,023	174,018	329,041
Anambra	10,776	11,884	22,660	38,717	42,871	81,588	6,848	6,804	13,652	56,341	61,559	117,900
Bauchi	10,292	9,529	19,821	89,303	74,098	163,401	24,386	19,474	43,860	123,981	103,101	227,082
Bayelsa	6,121	5,484	11,605	23,005	24,202	47,207	6,708	7,089	13,797	35,834	36,775	72,609
Benue	6,451	6,205	12,656	53,938	48,838	102,776	10,583	11,312	21,895	70,972	66,355	137,327
Borno	4,904	5,919	10,823	68,355	70,693	139,048	18,911	18,950	37,861	92,170	95,562	187,732
Cross River	8,350	9,411	17,761	29,762	32,771	62,533	6,809	7,543	14,352	44,921	49,725	94,646
Delta	18,103	19,327	37,430	71,148	72,802	143,950	10,726	13,961	24,687	99,977	106,090	206,067
Ebonyi	12,848	13,912	26,760	32,175	35,559	67,734	4,448	4,926	9,374	49,471	54,397	103,868
Edo	1,058	987	2,045	51,091	69,208	120,299	5,267	5,969	11,236	57,416	76,164	133,580
Ekiti	7,329	7,223	14,552	20,344	19,866	40,210	10,115	11,335	21,450	37,788	38,424	76,212
Enugu	3,451	4,772	8,223	56,122	65,810	121,932	4,279	4,694	8,973	63,852	75,276	139,128
FCT	23,089	23,872	46,961	37,347	40,754	78,101	27,476	28,598	56,074	87,912	93,224	181,136
Gombe	3,846	3,766	7,612	67,403	61,691	129,094	16,988	9,656	26,644	88,237	75,113	163,350
Imo	26,019	26,902	52,921	169,045	174,391	343,436	26,578	32,480	59,058	221,642	233,773	455,415
Jigawa	18,879	17,756	36,635	68,539	58,398	126,937	7,721	8,831	16,552	95,139	84,985	180,124
Kaduna	16,360	16,464	32,824	129,412	120,626	250,038	42,730	43,075	85,805	188,502	180,165	368,667
Kano	19,857	13,446	33,303	152,356	152,623	304,979	48,112	44,598	92,710	220,325	210,667	430,992
Katsina	15,860	18,209	34,069	146,161	121,344	267,505	35,850	21,482	57,332	197,871	161,035	358,906
Kebbi	15,418	15,501	30,919	111,117	91,368	202,485	33,844	-1,244	32,600	160,379	105,625	266,004
Kogi	4,138	4,259	8,397	15,607	15,330	30,937	2,621	3,167	5,788	22,366	22,756	45,122
Kwara	19,054	20,299	39,353	87,195	84,998	172,193	26,045	25,298	51,343	132,294	130,595	262,889
Lagos	35,539	32,481	68,020	200,622	211,480	412,102	28,493	29,894	58,387	264,654	273,855	538,509
Nasarawa	3,235	2,827	6,062	59,421	52,825	112,246	5,711	4,725	10,436	68,367	60,377	128,744
Niger	14,784	11,855	26,639	97,646	76,131	173,777	21,719	16,423	38,142	134,149	104,409	238,558
Ogun	34,985	37,073	72,058	132,328	119,975	252,303	22,185	20,366	42,551	189,498	177,414	366,912
Ondo	18,163	20,068	38,231	48,275	48,769	97,044	19,292	17,795	37,087	85,730	86,632	172,362
Osun	5,886	6,286	12,172	30,236	32,122	62,358	16,633	15,391	32,024	52,755	53,799	106,554
Oyo	32,142	32,772	64,914	115,722	124,584	240,306	30,763	29,238	60,001	178,627	186,594	365,221
Plateau	2,166	2,117	4,283	22,741	22,445	45,186	9,796	9,433	19,229	34,703	33,995	68,698
Rivers	37,223	38,991	76,214	117,321	118,873	236,194	46,896	61,434	108,330	201,440	219,298	420,738
Sokoto	16,208	13,673	29,881	122,354	76,061	198,415	42,416	23,494	65,910	180,978	113,228	294,206
Taraba	12,108	10,644	22,752	54,749	50,607	105,356	12,101	5,961	18,062	78,958	67,212	146,170
Yobe	4,788	3,637	8,425	39,683	37,191	76,874	8,629	8,244	16,873	53,100	49,072	102,172
Zamfara	11,753	8,832	20,585	67,074	50,577	117,651	11,885	-5,060	6,825	90,712	54,349	145,061
National	515,889	511,361	1,027,250	2,852,741	2,745,651	5,598,392	682,403	592,706	1,275,109	4,051,033	3,849,718	7,900,751

Table 3.14: Enrolment in Public Junior Secondary Schools by State, Age and Gender - 2020/2021

State	BELOW 12 Years			12 Years			13 Years			14 Years			ABOVE 14 Years		
	MALE	FEMALE	TOTAL	MALE	FEMALE	TOTAL	MALE	FEMALE	TOTAL	MALE	FEMALE	TOTAL	MALE	FEMALE	TOTAL
Abia	599	796	1,395	4,479	5,887	10,366	5,806	8,075	13,881	4,753	6,686	11,439	1,546	2,415	3,961
Adamawa	12,660	11,664	24,324	12,957	11,759	24,716	12,345	12,217	24,562	12,553	11,663	24,216	16,538	11,975	28,513
Akwa Ibom	9,439	10,747	20,186	42,677	48,572	91,249	51,829	59,164	110,993	8,705	9,943	18,648	2,209	2,536	4,745
Anambra	8,078	8,437	16,515	3,487	3,632	7,119	8,002	8,683	16,685	12,785	14,315	27,100	4,979	5,678	10,657
Bauchi	7,846	6,876	14,722	20,967	17,970	38,937	30,452	26,776	57,228	28,398	19,092	47,490	20,336	15,052	35,388
Bayelsa	2,662	1,853	4,515	2,561	2,668	5,229	7,596	7,124	14,720	5,191	6,241	11,432	5,578	4,482	10,060
Benue	3,052	2,598	5,650	11,465	10,379	21,844	11,717	10,351	22,068	9,617	7,878	17,495	3,709	2,861	6,570
Borno	3,910	4,722	8,632	14,296	15,430	29,726	24,588	25,127	49,715	23,364	23,327	46,691	17,894	17,198	35,092
Cross River	6,054	6,748	12,802	11,996	13,228	25,224	6,017	7,492	13,509	3,017	3,395	6,412	4	8	12
Delta	13,863	14,697	28,560	22,153	22,997	45,150	22,832	23,582	46,414	4,280	4,542	8,822	8,035	8,353	16,388
Ebonyi	10,782	11,701	22,483	10,720	11,925	22,645	5,726	6,416	12,142	2,864	3,208	6,072	2,863	3,209	6,072
Edo	-	-	-	13,990	19,182	33,172	16,005	21,950	37,955	18,013	24,705	42,718	-	-	-
Ekiti	5,657	5,902	11,559	7,201	7,168	14,369	6,759	6,483	13,242	3,543	3,118	6,661	1,991	1,934	3,925
Enugu	2,049	3,295	5,344	9,159	11,419	20,578	10,803	12,929	23,732	10,631	11,999	22,630	3,363	3,658	7,021
FCT	21,998	22,352	44,350	13,164	14,811	27,975	12,266	13,345	25,611	10,337	10,577	20,914	14,216	15,824	30,040
Gombe	2,618	2,369	4,987	11,399	9,285	20,684	17,381	13,750	31,131	16,365	12,888	29,253	9,592	6,674	16,266
Imo	21,391	22,036	43,427	42,515	43,783	86,298	21,793	22,442	44,235	86,668	89,349	176,017	21,808	22,522	44,330
Jigawa	18,114	17,101	35,215	28,012	23,285	51,297	26,389	23,174	49,563	12,844	10,738	23,582	3,616	4,426	8,042
Kaduna	7,614	7,459	15,073	26,185	25,308	51,493	37,511	33,933	71,444	38,856	34,049	72,905	34,381	30,072	64,453
Kano	17,004	10,210	27,214	20,205	21,661	41,866	37,664	35,279	72,943	69,114	64,784	133,898	44,149	39,492	83,641
Katsina	8,045	8,856	16,901	37,195	26,022	63,217	46,235	44,866	91,101	40,553	28,008	68,561	28,596	17,730	46,326
Kebbi	14,745	14,838	29,583	26,865	23,456	50,321	46,541	38,377	84,918	33,051	25,362	58,413	33,143	-1,916	31,227
Kogi	1,404	1,260	2,664	2,733	2,792	5,525	2,964	2,550	5,514	1,503	1,305	2,808	518	212	730
Kwara	16,172	17,210	33,382	25,490	26,396	51,886	30,306	29,146	59,452	25,194	23,144	48,338	16,222	14,446	30,668
Lagos	11,350	11,964	23,314	48,214	49,740	97,954	69,864	71,319	141,183	34,218	34,866	69,084	17,986	18,629	36,615
Nasarawa	2,268	1,888	4,156	6,686	5,602	12,288	26,393	22,124	48,517	6,686	5,602	12,288	2,268	1,888	4,156
Niger	11,662	8,594	20,256	24,082	19,383	43,465	32,289	25,613	57,902	27,371	18,617	45,988	19,446	13,014	32,460
Ogun	17,394	17,525	34,919	30,050	29,532	59,582	34,869	33,492	68,361	26,957	26,698	53,655	20,168	18,098	38,266
Ondo	10,134	11,852	21,986	9,992	10,443	20,435	13,037	13,465	26,502	10,978	10,677	21,655	19,292	17,795	37,087
Osun	4,509	4,797	9,306	9,757	3,652	13,409	1,656	2,545	4,201	14,025	20,798	34,823	15,849	14,667	30,516
Oyo	22,842	23,106	45,948	33,418	35,446	68,864	29,960	31,179	61,139	24,245	24,626	48,871	21,484	21,073	42,557
Plateau	2,006	1,909	3,915	3,548	3,417	6,965	4,763	4,763	9,526	3,771	3,708	7,479	2,593	2,662	5,255
Rivers	15,579	16,810	32,389	22,766	24,945	47,711	23,750	25,562	49,312	16,440	17,920	34,360	10,190	11,493	21,683
Sokoto	5,714	3,158	8,872	15,836	10,586	26,422	26,826	16,410	43,236	26,779	16,261	43,040	13,503	8,397	21,900
Taraba	2,752	2,242	4,994	5,548	4,877	10,425	8,060	6,299	14,359	6,555	5,189	11,744	3,376	2,496	5,872
Yobe	2,954	2,440	5,394	9,417	9,349	18,766	13,074	10,032	23,106	12,673	10,944	23,617	7,927	7,745	15,672
Zamfara	2,272	905	3,177	4,937	2,430	7,367	6,006	2,637	8,643	4,626	2,782	7,408	2,437	541	2,978
National	327,192	320,917	648,109	646,122	628,417	1,274,539	790,074	758,671	1,548,745	697,523	649,004	1,346,527	451,805	367,339	819,144

Table 3.15: Enrolment in Private Junior Secondary Schools by State, Age and Gender - 2020/2021

State	BELOW 12 Years			12 Years			13 Years			14 Years			ABOVE 14 Years		
	MALE	FEMALE	TOTAL	MALE	FEMALE	TOTAL	MALE	FEMALE	TOTAL	MALE	FEMALE	TOTAL	MALE	FEMALE	TOTAL
Abia	6,020	6,592	12,612	9,318	10,038	19,356	9,267	9,571	18,838	5,313	5,270	10,583	2,670	2,516	5,186
Adamawa	2,341	1,232	3,573	3,241	2,311	5,552	4,321	3,211	7,532	3,212	3,242	6,454	5,010	6,980	11,990
Akwa Ibom	3,647	3,947	7,594	16,724	17,981	34,705	15,546	16,546	32,092	3,381	3,634	7,015	866	948	1,814
Anambra	2,698	3,447	6,145	3,328	3,692	7,020	2,425	2,011	4,436	8,690	10,538	19,228	1,869	1,126	2,995
Bauchi	2,446	2,653	5,099	3,212	3,261	6,473	3,306	3,738	7,044	2,968	3,261	6,229	4,050	4,422	8,472
Bayelsa	3,459	3,631	7,090	3,445	3,756	7,201	2,281	2,129	4,410	1,931	2,284	4,215	1,130	2,607	3,737
Benue	3,399	3,607	7,006	6,468	6,116	12,584	7,597	7,513	15,110	7,074	6,601	13,675	6,874	8,451	15,325
Borno	994	1,197	2,191	2,282	2,631	4,913	2,066	2,353	4,419	1,759	1,825	3,584	1,017	1,752	2,769
Cross River	2,296	2,663	4,959	1,046	1,379	2,425	2,937	2,259	5,196	4,749	5,018	9,767	6,805	7,535	14,340
Delta	4,240	4,630	8,870	2,982	2,521	5,503	7,753	7,379	15,132	11,148	11,781	22,929	2,691	5,608	8,299
Ebonyi	2,066	2,211	4,277	4,058	4,408	8,466	5,056	5,564	10,620	3,751	4,038	7,789	1,585	1,717	3,302
Edo	1,058	987	2,045	1,255	1,410	2,665	1,134	1,208	2,342	694	753	1,447	5,267	5,969	11,236
Ekiti	1,672	1,321	2,993	1,095	1,312	2,407	1,029	1,082	2,111	717	703	1,420	8,124	9,401	17,525
Enugu	1,402	1,477	2,879	8,486	9,838	18,324	9,048	10,263	19,311	7,995	9,362	17,357	916	1,036	1,952
FCT	1,091	1,520	2,611	780	1,009	1,789	584	772	1,356	216	240	456	13,260	12,774	26,034
Gombe	1,228	1,397	2,625	3,029	3,147	6,176	10,101	13,697	23,798	9,128	8,924	18,052	7,396	2,982	10,378
Imo	4,628	4,866	9,494	8,863	9,304	18,167	4,937	5,127	10,064	4,269	4,386	8,655	4,770	9,958	14,728
Jigawa	765	655	1,420	391	384	775	565	538	1,103	338	279	617	4,105	4,405	8,510
Kaduna	8,746	9,005	17,751	9,681	10,993	20,674	8,328	8,226	16,554	8,851	8,117	16,968	8,349	13,003	21,352
Kano	2,853	3,236	6,089	8,849	10,370	19,219	9,058	11,115	20,173	7,466	9,414	16,880	3,963	5,106	9,069
Katsina	7,815	9,353	17,168	7,498	7,437	14,935	7,497	7,435	14,932	7,183	7,576	14,759	7,254	3,752	11,006
Kebbi*	673	663	1,336	1,436	1,267	2,703	1,794	1,692	3,486	1,430	1,214	2,644	701	672	1,373
Kogi*	2,734	2,999	5,733	3,047	3,288	6,335	3,107	3,217	6,324	2,253	2,178	4,431	2,103	2,955	5,058
Kwara	2,882	3,089	5,971	2,852	2,975	5,827	2,289	2,290	4,579	1,064	1,047	2,111	9,823	10,852	20,675
Lagos	24,189	20,517	44,706	17,548	20,158	37,706	19,255	20,156	39,411	11,523	15,241	26,764	10,507	11,265	21,772
Nasarawa	967	939	1,906	2,973	2,943	5,916	11,710	11,611	23,321	4,973	4,943	9,916	3,443	2,837	6,280
Niger	3,122	3,261	6,383	5,898	5,679	11,577	2,601	2,207	4,808	5,405	4,632	10,037	2,273	3,409	5,682
Ogun	17,591	19,548	37,139	25,457	16,665	42,122	5,633	4,523	10,156	9,362	9,065	18,427	2,017	2,268	4,285
Ondo	8,029	8,216	16,245	7,179	7,181	14,360	7,089	7,003	14,092	-	-	-	-	-	-
Osun	1,377	1,489	2,866	1,756	1,985	3,741	1,811	1,847	3,658	1,231	1,295	2,526	784	724	1,508
Oyo	9,300	9,666	18,966	8,231	11,376	19,607	9,676	10,765	20,441	10,192	11,192	21,384	9,279	8,165	17,444
Plateau	160	208	368	287	256	543	220	188	408	10,152	10,113	20,265	7,203	6,771	13,974
Rivers	21,644	22,181	43,825	22,197	17,844	40,041	19,217	19,408	38,625	12,951	13,194	26,145	36,706	49,941	86,647
Sokoto	10,494	10,515	21,009	11,013	10,972	21,985	21,104	11,065	32,169	20,796	10,767	31,563	28,913	15,097	44,010
Taraba	9,356	8,402	17,758	11,497	11,705	23,202	12,888	12,210	25,098	10,201	10,327	20,528	8,725	3,465	12,190
Yobe	1,834	1,197	3,031	1,936	2,095	4,031	1,045	2,260	3,305	1,538	2,511	4,049	702	499	1,201
Zamfara	9,481	7,927	17,408	15,164	12,268	27,432	19,339	15,751	35,090	17,002	14,709	31,711	9,448	-5,601	3,847
National	188,697	190,444	379,141	244,502	241,955	486,457	253,614	247,930	501,544	220,906	219,674	440,580	230,598	225,367	455,965

Table 3.16: Enrolment in Public and Private Junior Secondary Schools by State, Age and Gender - 2020/2021

State	BELOW 12 Years			12 Years			13 Years			14 Years			ABOVE 14 Years		
	MALE	FEMALE	TOTAL	MALE	FEMALE	TOTAL	MALE	FEMALE	TOTAL	MALE	FEMALE	TOTAL	MALE	FEMALE	TOTAL
Abia	6,619	7,388	14,007	13,797	15,925	29,722	15,073	17,646	32,719	10,066	11,956	22,022	4,216	4,931	9,147
Adamawa	15,001	12,896	27,897	16,198	14,070	30,268	16,666	15,428	32,094	15,765	14,905	30,670	21,548	18,955	40,503
Akwa Ibom	13,086	14,694	27,780	59,401	66,553	125,954	67,375	75,710	143,085	12,086	13,577	25,663	3,075	3,484	6,559
Anambra	10,776	11,884	22,660	6,815	7,324	14,139	10,427	10,694	21,121	21,475	24,853	46,328	6,848	6,804	13,652
Bauchi	10,292	9,529	19,821	24,179	21,231	45,410	33,758	30,514	64,272	31,366	22,353	53,719	24,386	19,474	43,860
Bayelsa	6,121	5,484	11,605	6,006	6,424	12,430	9,877	9,253	19,130	7,122	8,525	15,647	6,708	7,089	13,797
Benue	6,451	6,205	12,656	17,933	16,495	34,428	19,314	17,864	37,178	16,691	14,479	31,170	10,583	11,312	21,895
Borno	4,904	5,919	10,823	16,578	18,061	34,639	26,654	27,480	54,134	25,123	25,152	50,275	18,911	18,950	37,861
Cross River	8,350	9,411	17,761	13,042	14,607	27,649	8,954	9,751	18,705	7,766	8,413	16,179	6,809	7,543	14,352
Delta	18,103	19,327	37,430	25,135	25,518	50,653	30,585	30,961	61,546	15,428	16,323	31,751	10,726	13,961	24,687
Ebonyi	12,848	13,912	26,760	14,778	16,333	31,111	10,782	11,980	22,762	6,615	7,246	13,861	4,448	4,926	9,374
Edo	1,058	987	2,045	15,245	20,592	35,837	17,139	23,158	40,297	18,707	25,458	44,165	5,267	5,969	11,236
Ekiti	7,329	7,223	14,552	8,296	8,480	16,776	7,788	7,565	15,353	4,260	3,821	8,081	10,115	11,335	21,450
Enugu	3,451	4,772	8,223	17,645	21,257	38,902	19,851	23,192	43,043	18,626	21,361	39,987	4,279	4,694	8,973
FCT	23,089	23,872	46,961	13,944	15,820	29,764	12,850	14,117	26,967	10,553	10,817	21,370	27,476	28,598	56,074
Gombe	3,846	3,766	7,612	14,428	12,432	26,860	27,482	27,447	54,929	25,493	21,812	47,305	16,988	9,656	26,644
Imo	26,019	26,902	52,921	51,378	53,087	104,465	26,730	27,569	54,299	90,937	93,735	184,672	26,578	32,480	59,058
Jigawa	18,879	17,756	36,635	28,403	23,669	52,072	26,954	23,712	50,666	13,182	11,017	24,199	7,721	8,831	16,552
Kaduna	16,360	16,464	32,824	35,866	36,301	72,167	45,839	42,159	87,998	47,707	42,166	89,873	42,730	43,075	85,805
Kano	19,857	13,446	33,303	29,054	32,031	61,085	46,722	46,394	93,116	76,580	74,198	150,778	48,112	44,598	92,710
Katsina	15,860	18,209	34,069	44,693	33,459	78,152	53,732	52,301	106,033	47,736	35,584	83,320	35,850	21,482	57,332
Kebbi	15,418	15,501	30,919	28,301	24,723	53,024	48,335	40,069	88,404	34,481	26,576	61,057	33,844	-1,244	32,600
Kogi	4,138	4,259	8,397	5,780	6,080	11,860	6,071	5,767	11,838	3,756	3,483	7,239	2,621	3,167	5,788
Kwara	19,054	20,299	39,353	28,342	29,371	57,713	32,595	31,436	64,031	26,258	24,191	50,449	26,045	25,298	51,343
Lagos	35,539	32,481	68,020	65,762	69,898	135,660	89,119	91,475	180,594	45,741	50,107	95,848	28,493	29,894	58,387
Nasarawa	3,235	2,827	6,062	9,659	8,545	18,204	38,103	33,735	71,838	11,659	10,545	22,204	5,711	4,725	10,436
Niger	14,784	11,855	26,639	29,980	25,062	55,042	34,890	27,820	62,710	32,776	23,249	56,025	21,719	16,423	38,142
Ogun	34,985	37,073	72,058	55,507	46,197	101,704	40,502	38,015	78,517	36,319	35,763	72,082	22,185	20,366	42,551
Ondo	18,163	20,068	38,231	17,171	17,624	34,795	20,126	20,468	40,594	10,978	10,677	21,655	19,292	17,795	37,087
Osun	5,886	6,286	12,172	11,513	5,637	17,150	3,467	4,392	7,859	15,256	22,093	37,349	16,633	15,391	32,024
Oyo	32,142	32,772	64,914	41,649	46,822	88,471	39,636	41,944	81,580	34,437	35,818	70,255	30,763	29,238	60,001
Plateau	2,166	2,117	4,283	3,835	3,673	7,508	4,983	4,951	9,934	13,923	13,821	27,744	9,796	9,433	19,229
Rivers	37,223	38,991	76,214	44,963	42,789	87,752	42,967	44,970	87,937	29,391	31,114	60,505	46,896	61,434	108,330
Sokoto	16,208	13,673	29,881	26,849	21,558	48,407	47,930	27,475	75,405	47,575	27,028	74,603	42,416	23,494	65,910
Taraba	12,108	10,644	22,752	17,045	16,582	33,627	20,948	18,509	39,457	16,756	15,516	32,272	12,101	5,961	18,062
Yobe	4,788	3,637	8,425	11,353	11,444	22,797	14,119	12,292	26,411	14,211	13,455	27,666	8,629	8,244	16,873
Zamfara	11,753	8,832	20,585	20,101	14,698	34,799	25,345	18,388	43,733	21,628	17,491	39,119	11,885	-5,060	6,825
National	515,889	511,361	1,027,250	890,624	870,372	1,760,996	1,043,688	1,006,601	2,050,289	918,429	868,678	1,787,107	682,403	592,706	1,275,109

Table 3.17: Enrolment in Public Junior Secondary Schools by State, Class and Gender - 2020/2021

STATE	JSS 1			JSS 2			JSS 3			TOTAL		
	Male	Female	Total	Male	Female	Total	Male	Female	Total	Male	Female	Total
Abia	6,447	8,961	15,408	5,654	7,847	13,501	5,082	7,051	12,133	17,183	23,859	41,042
Adamawa	19,245	15,863	35,108	24,859	22,285	47,144	22,949	21,130	44,079	67,053	59,278	126,331
Akwa Ibom	39,708	45,079	84,787	39,128	44,295	83,423	36,023	41,588	77,611	114,859	130,962	245,821
Anambra	11,565	12,069	23,634	13,331	14,486	27,817	12,435	14,190	26,625	37,331	40,745	78,076
Bauchi	37,253	30,415	67,668	36,689	29,052	65,741	34,057	26,299	60,356	107,999	85,766	193,765
Bayelsa	8,129	7,492	15,621	7,889	7,218	15,107	7,570	7,658	15,228	23,588	22,368	45,956
Benue	13,456	11,922	25,378	13,840	11,953	25,793	12,264	10,192	22,456	39,560	34,067	73,627
Borno	30,194	31,183	61,377	29,956	30,035	59,991	23,902	24,586	48,488	84,052	85,804	169,856
Cross River	10,856	12,156	23,012	9,457	10,362	19,819	6,775	8,353	15,128	27,088	30,871	57,959
Delta	22,202	23,094	45,296	24,798	25,855	50,653	24,163	25,222	49,385	71,163	74,171	145,334
Ebonyi	10,782	11,701	22,483	10,720	11,925	22,645	11,453	12,833	24,286	32,955	36,459	69,414
Edo	13,990	19,182	33,172	16,005	21,950	37,955	18,013	24,705	42,718	48,008	65,837	113,845
Ekiti	8,493	7,996	16,489	8,618	8,669	17,287	8,040	7,940	15,980	25,151	24,605	49,756
Enugu	11,769	13,921	25,690	12,102	14,417	26,519	12,134	14,962	27,096	36,005	43,300	79,305
FCT	21,731	23,649	45,380	24,664	26,027	50,691	25,586	27,233	52,819	71,981	76,909	148,890
Gombe	17,985	14,467	32,452	20,412	15,899	36,311	18,958	14,600	33,558	57,355	44,966	102,321
Imo	63,906	65,819	129,725	65,124	67,011	132,135	65,145	67,302	132,447	194,175	200,132	394,307
Jigawa	28,290	25,379	53,669	30,557	27,493	58,050	30,128	25,852	55,980	88,975	78,724	167,699
Kaduna	46,624	41,506	88,130	48,908	44,515	93,423	49,015	44,800	93,815	144,547	130,821	275,368
Kano	58,932	57,022	115,954	52,524	45,007	97,531	76,680	69,397	146,077	188,136	171,426	359,562
Katsina	53,308	40,578	93,886	53,491	41,511	95,002	53,825	43,393	97,218	160,624	125,482	286,106
Kebbi	30,755	20,323	51,078	29,845	18,683	48,528	93,745	61,111	154,856	154,345	100,117	254,462
Kogi	3,331	2,967	6,298	3,058	2,662	5,720	2,733	2,490	5,223	9,122	8,119	17,241
Kwara	35,902	35,082	70,984	38,630	37,522	76,152	38,852	37,738	76,590	113,384	110,342	223,726
Lagos	54,890	56,818	111,708	68,381	68,660	137,041	58,361	61,040	119,401	181,632	186,518	368,150
Nasarawa	14,273	11,889	26,162	15,215	13,006	28,221	14,813	12,209	27,022	44,301	37,104	81,405
Niger	40,408	28,030	68,438	38,402	29,174	67,576	36,040	28,017	64,057	114,850	85,221	200,071
Ogun	42,738	40,401	83,139	46,178	44,865	91,043	40,522	40,079	80,601	129,438	125,345	254,783
Ondo	21,986	21,500	43,486	21,585	21,701	43,286	19,862	21,031	40,893	63,433	64,232	127,665
Osun	14,876	14,708	29,584	15,394	15,566	30,960	15,526	16,185	31,711	45,796	46,459	92,255
Oyo	43,395	44,607	88,002	46,008	46,886	92,894	42,546	43,937	86,483	131,949	135,430	267,379
Plateau	5,555	5,461	11,016	5,608	5,640	11,248	5,518	5,358	10,876	16,681	16,459	33,140
Rivers	29,566	32,062	61,628	29,790	32,635	62,425	29,369	32,033	61,402	88,725	96,730	185,455
Sokoto	27,371	17,442	44,813	30,966	18,867	49,833	30,321	18,503	48,824	88,658	54,812	143,470
Taraba	7,922	6,261	14,183	9,380	7,627	17,007	8,989	7,215	16,204	26,291	21,103	47,394
Yobe	19,139	16,470	35,609	13,157	11,701	24,858	13,749	12,339	26,088	46,045	40,510	86,555
Zamfara	6,312	2,799	9,111	7,641	3,237	10,878	6,325	3,259	9,584	20,278	9,295	29,573
National	933,284	876,274	1,809,558	967,964	906,244	1,874,208	1,011,468	941,830	1,953,298	2,912,716	2,724,348	5,637,064

Table 3.18: Enrolment in Private Junior Secondary Schools by State, Class and Gender - 2020/2021

STATE	JSS 1			JSS 2			JSS 3			TOTAL		
	Male	Female	Total	Male	Female	Total	Male	Female	Total	Male	Female	Total
Abia	11,888	12,344	24,232	10,674	11,198	21,872	10,026	10,445	20,471	32,588	33,987	66,575
Adamawa	6,912	6,208	13,120	6,396	6,258	12,654	4,817	4,510	9,327	18,125	16,976	35,101
Akwa Ibom	15,604	16,844	32,448	12,313	13,333	25,646	12,247	12,879	25,126	40,164	43,056	83,220
Anambra	11,026	12,137	23,163	4,075	4,434	8,509	3,909	4,243	8,152	19,010	20,814	39,824
Bauchi	6,150	6,521	12,671	5,285	5,721	11,006	4,547	5,093	9,640	15,982	17,335	33,317
Bayelsa	3,974	5,332	9,306	4,903	5,347	10,250	3,369	3,728	7,097	12,246	14,407	26,653
Benue	9,675	9,527	19,202	10,835	11,105	21,940	10,902	11,656	22,558	31,412	32,288	63,700
Borno	5,161	6,401	11,562	1,420	1,634	3,054	1,537	1,723	3,260	8,118	9,758	17,876
Cross River	15,141	16,023	31,164	1,803	1,648	3,451	889	1,183	2,072	17,833	18,854	36,687
Delta	10,257	10,678	20,935	9,228	10,424	19,652	9,329	10,817	20,146	28,814	31,919	60,733
Ebonyi	5,903	6,466	12,369	5,445	5,828	11,273	5,168	5,644	10,812	16,516	17,938	34,454
Edo	1,166	2,320	3,486	4,448	4,226	8,674	3,794	3,781	7,575	9,408	10,327	19,735
Ekiti	4,385	5,232	9,617	5,126	5,220	10,346	3,126	3,367	6,493	12,637	13,819	26,456
Enugu	9,290	10,735	20,025	9,228	10,424	19,652	9,329	10,817	20,146	27,847	31,976	59,823
FCT	1,627	1,955	3,582	7,556	7,619	15,175	6,748	6,741	13,489	15,931	16,315	32,246
Gombe	4,501	4,358	8,859	14,096	13,802	27,898	12,285	11,987	24,272	30,882	30,147	61,029
Imo	9,207	14,263	23,470	10,116	10,670	20,786	8,144	8,708	16,852	27,467	33,641	61,108
Jigawa	238	224	462	3,199	3,234	6,433	2,727	2,803	5,530	6,164	6,261	12,425
Kaduna	15,172	20,102	35,274	15,321	15,184	30,505	13,462	14,058	27,520	43,955	49,344	93,299
Kano	12,094	14,509	26,603	10,662	13,358	24,020	9,433	11,374	20,807	32,189	39,241	71,430
Katsina	11,561	15,490	27,051	16,251	10,448	26,699	9,435	9,615	19,050	37,247	35,553	72,800
Kebbi	2,410	2,090	4,500	1,996	1,853	3,849	1,628	1,565	3,193	6,034	5,508	11,542
Kogi	4,579	5,136	9,715	4,448	4,960	9,408	4,217	4,541	8,758	13,244	14,637	27,881
Kwara	3,578	3,739	7,317	7,965	8,576	16,541	7,367	7,938	15,305	18,910	20,253	39,163
Lagos	27,891	29,012	56,903	27,733	29,165	56,898	27,398	29,160	56,558	83,022	87,337	170,359
Nasarawa	7,078	6,959	14,037	9,138	8,742	17,880	7,850	7,572	15,422	24,066	23,273	47,339
Niger	8,687	8,184	16,871	5,626	5,778	11,404	4,986	5,226	10,212	19,299	19,188	38,487
Ogun	26,557	27,532	54,089	16,955	12,495	29,450	16,548	12,042	28,590	60,060	52,069	112,129
Ondo	8,029	8,216	16,245	7,179	7,181	14,360	7,089	7,003	14,092	22,297	22,400	44,697
Osun	2,459	2,642	5,101	2,285	2,350	4,635	2,215	2,348	4,563	6,959	7,340	14,299
Oyo	14,927	18,537	33,464	17,936	18,159	36,095	13,815	14,468	28,283	46,678	51,164	97,842
Plateau	6,094	5,940	12,034	6,041	6,006	12,047	5,887	5,590	11,477	18,022	17,536	35,558
Rivers	38,224	41,386	79,610	37,755	41,211	78,966	36,736	39,971	76,707	112,715	122,568	235,283
Sokoto	28,705	18,775	47,480	32,187	20,086	52,273	31,428	19,555	50,983	92,320	58,416	150,736
Taraba	17,310	14,953	32,263	18,518	16,369	34,887	16,839	14,787	31,626	52,667	46,109	98,776
Yobe	2,545	3,620	6,165	2,363	2,630	4,993	2,147	2,312	4,459	7,055	8,562	15,617
Zamfara	22,965	14,021	36,986	24,596	15,732	40,328	22,873	15,301	38,174	70,434	45,054	115,488
National	392,970	408,411	801,381	391,101	372,408	763,509	354,246	344,551	698,797	1,138,317	1,125,370	2,263,687

Table 3.19: Enrolment in Public and Private Junior Secondary Schools by State, Class and Gender - 2020/2021

STATE	JSS 1			JSS 2			JSS 3			TOTAL		
	Male	Female	Total	Male	Female	Total	Male	Female	Total	Male	Female	Total
Abia	18,335	21,305	39,640	16,328	19,045	35,373	15,108	17,496	32,604	49,771	57,846	107,617
Adamawa	26,157	22,071	48,228	31,255	28,543	59,798	27,766	25,640	53,406	85,178	76,254	161,432
Akwa Ibom	55,312	61,923	117,235	51,441	57,628	109,069	48,270	54,467	102,737	155,023	174,018	329,041
Anambra	22,591	24,206	46,797	17,406	18,920	36,326	16,344	18,433	34,777	56,341	61,559	117,900
Bauchi	43,403	36,936	80,339	41,974	34,773	76,747	38,604	31,392	69,996	123,981	103,101	227,082
Bayelsa	12,103	12,824	24,927	12,792	12,565	25,357	10,939	11,386	22,325	35,834	36,775	72,609
Benue	23,131	21,449	44,580	24,675	23,058	47,733	23,166	21,848	45,014	70,972	66,355	137,327
Borno	35,355	37,584	72,939	31,376	31,669	63,045	25,439	26,309	51,748	92,170	95,562	187,732
Cross River	25,997	28,179	54,176	11,260	12,010	23,270	7,664	9,536	17,200	44,921	49,725	94,646
Delta	32,459	33,772	66,231	34,026	36,279	70,305	33,492	36,039	69,531	99,977	106,090	206,067
Ebonyi	16,685	18,167	34,852	16,165	17,753	33,918	16,621	18,477	35,098	49,471	54,397	103,868
Edo	15,156	21,502	36,658	20,453	26,176	46,629	21,807	28,486	50,293	57,416	76,164	133,580
Ekiti	12,878	13,228	26,106	13,744	13,889	27,633	11,166	11,307	22,473	37,788	38,424	76,212
Enugu	21,059	24,656	45,715	21,330	24,841	46,171	21,463	25,779	47,242	63,852	75,276	139,128
FCT	23,358	25,604	48,962	32,220	33,646	65,866	32,334	33,974	66,308	87,912	93,224	181,136
Gombe	22,486	18,825	41,311	34,508	29,701	64,209	31,243	26,587	57,830	88,237	75,113	163,350
Imo	73,113	80,082	153,195	75,240	77,681	152,921	73,289	76,010	149,299	221,642	233,773	455,415
Jigawa	28,528	25,603	54,131	33,756	30,727	64,483	32,855	28,655	61,510	95,139	84,985	180,124
Kaduna	61,796	61,608	123,404	64,229	59,699	123,928	62,477	58,858	121,335	188,502	180,165	368,667
Kano	71,026	71,531	142,557	63,186	58,365	121,551	86,113	80,771	166,884	220,325	210,667	430,992
Katsina	64,869	56,068	120,937	69,742	51,959	121,701	63,260	53,008	116,268	197,871	161,035	358,906
Kebbi	33,165	22,413	55,578	31,841	20,536	52,377	95,373	62,676	158,049	160,379	105,625	266,004
Kogi	7,910	8,103	16,013	7,506	7,622	15,128	6,950	7,031	13,981	22,366	22,756	45,122
Kwara	39,480	38,821	78,301	46,595	46,098	92,693	46,219	45,676	91,895	132,294	130,595	262,889
Lagos	82,781	85,830	168,611	96,114	97,825	193,939	85,759	90,200	175,959	264,654	273,855	538,509
Nasarawa	21,351	18,848	40,199	24,353	21,748	46,101	22,663	19,781	42,444	68,367	60,377	128,744
Niger	49,095	36,214	85,309	44,028	34,952	78,980	41,026	33,243	74,269	134,149	104,409	238,558
Ogun	69,295	67,933	137,228	63,133	57,360	120,493	57,070	52,121	109,191	189,498	177,414	366,912
Ondo	30,015	29,716	59,731	28,764	28,882	57,646	26,951	28,034	54,985	85,730	86,632	172,362
Osun	17,335	17,350	34,685	17,679	17,916	35,595	17,741	18,533	36,274	52,755	53,799	106,554
Oyo	58,322	63,144	121,466	63,944	65,045	128,989	56,361	58,405	114,766	178,627	186,594	365,221
Plateau	11,649	11,401	23,050	11,649	11,646	23,295	11,405	10,948	22,353	34,703	33,995	68,698
Rivers	67,790	73,448	141,238	67,545	73,846	141,391	66,105	72,004	138,109	201,440	219,298	420,738
Sokoto	56,076	36,217	92,293	63,153	38,953	102,106	61,749	38,058	99,807	180,978	113,228	294,206
Taraba	25,232	21,214	46,446	27,898	23,996	51,894	25,828	22,002	47,830	78,958	67,212	146,170
Yobe	21,684	20,090	41,774	15,520	14,331	29,851	15,896	14,651	30,547	53,100	49,072	102,172
Zamfara	29,277	16,820	46,097	32,237	18,969	51,206	29,198	18,560	47,758	90,712	54,349	145,061
National	1,326,254	1,284,685	2,610,939	1,359,065	1,278,652	2,637,717	1,365,714	1,286,381	2,652,095	4,051,033	3,849,718	7,900,751

3.4 TEACHERS

This section presents statistics of Teachers in Public and Private Junior Secondary Schools. Table 3.20 present the National Summary on All Teachers and Qualified Teachers by Gender: 2016/2017-2020/2021. Figure 3.3 presents trends on All Teachers and Qualified Teachers by Gender: 2016/2017-2020/2021. Table 3.21 present the Number of Teachers by State and Gender: 2020/2021 academic session and Tables 3.22-3.25 present Number of All Teachers and Qualified Teachers by State and Gender: 2020/2021 academic session.

Table 3.20: National Summary on all teachers and qualified teachers in public and private Junior Secondary School Teachers by Gender: 2016/2017-2020/2021

Year	All Teachers			Qualified Teachers		
	Male	Female	M+F	Male	Female	M+F
2016/2017	109410	90362	199773	81722	68109	149831
2017/2018	214,996	167,350	382346	156,248	135,513	291,761
2018/2019	287,382	293,030	580,412	178,831	197,813	367,146
2019/2020	199,026	210,845	409,871	154,201	148,959	303,160
2020/2021	227,147	231,312	458,459	129,800	131,264	261,064

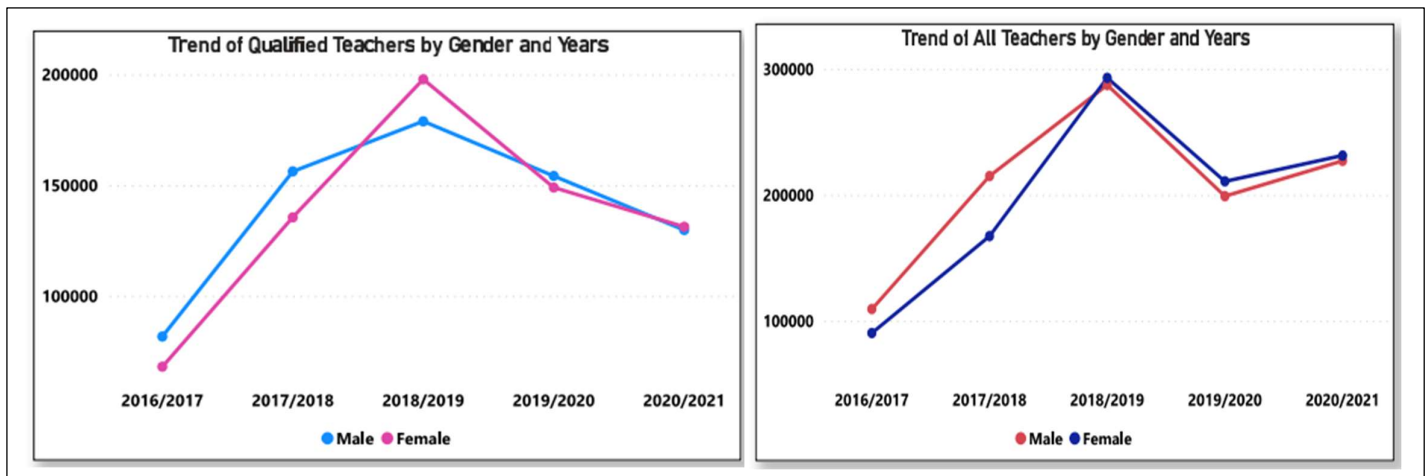


Table 3.21 Number of Teachers in Public and Private Junior Secondary Schools by State and Gender - 2020/2021

State	Public			Private			Total		
	Male	Female	Total	Male	Female	Total	Male	Female	Total
Abia	792	1,948	2,740	2,294	2,745	5,039	3,086	4,693	7,779
Adamawa	5,423	3,654	9,077	2,305	3,470	5,775	7,728	7,124	14,852
Akwa Ibom	2,381	3,820	6,201	2,506	1,690	4,196	4,887	5,510	10,397
Anambra	582	3,408	3,990	3,505	5,485	8,990	4,087	8,893	12,980
Bauchi	8,009	2,246	10,255	2,869	1,378	4,247	10,878	3,624	14,502
Bayelsa	871	799	1,670	987	958	1,945	1,858	1,757	3,615
Benue	2,706	1,636	4,342	3,699	2,339	6,038	6,405	3,975	10,380
Borno	2,329	1,416	3,745	1,216	850	2,066	3,545	2,266	5,811
Cross Rivers	1,483	1,558	3,041	2,967	3,106	6,073	4,450	4,664	9,114
Delta	3,469	7,091	10,560	4,860	5,650	10,510	8,329	12,741	21,070
Ebonyi	767	363	1,130	1,413	1,069	2,482	2,180	1,432	3,612
Edo	437	898	1,335	736	719	1,455	1,173	1,617	2,790
Ekiti	1,251	2,267	3,518	1,153	1,042	2,195	2,404	3,309	5,713
Enugu	2,532	8,370	10,902	1,992	4,114	6,106	4,524	12,484	17,008
FCT	2,331	3,188	5,519	503	509	1,012	2,834	3,697	6,531
Gombe	2,778	967	3,745	3,655	3,095	6,750	6,433	4,062	10,495
Imo	882	2,034	2,916	2,315	2,394	4,709	3,197	4,428	7,625
Jigawa	4,659	621	5,280	1,483	1,255	2,738	6,142	1,876	8,018
Kaduna	2,308	1,838	4,146	891	1,452	2,343	3,199	3,290	6,489
Kano	6,574	1,548	8,122	3,005	2,398	5,403	9,579	3,946	13,525
Katsina	3,325	872	4,197	1,750	681	2,431	5,075	1,553	6,628
Kebbi	1,811	776	2,587	769	276	1,045	2,580	1,052	3,632
Kogi	465	288	753	2,089	1,467	3,556	2,554	1,755	4,309
Kwara	2,403	2,242	4,645	3,917	5,418	9,335	6,320	7,660	13,980
Lagos	2,443	6,041	8,484	14,568	28,175	42,743	17,011	34,216	51,227
Nasarawa	2,820	1,277	4,097	3,300	2,838	6,138	6,120	4,115	10,235
Niger	5,979	5,231	11,210	14,094	15,811	29,905	20,073	21,042	41,115
Ogun	4,070	6,324	10,394	14,420	14,915	29,335	18,490	21,239	39,729
Ondo	3,970	3,379	7,349	1,453	1,389	2,842	5,423	4,768	10,191
Osun	1,035	1,520	2,555	491	383	874	1,526	1,903	3,429
Oyo	3,305	5,320	8,625	5,342	2,609	7,951	8,647	7,929	16,576
Plateau	1,461	882	2,343	3,183	1,706	4,889	4,644	2,588	7,232
Rivers	5,724	7,866	13,590	7,940	9,983	17,923	13,664	17,849	31,513
Sokoto	3,068	1,070	4,138	652	596	1,248	3,720	1,666	5,386
Taraba	2,366	782	3,148	4,898	2,218	7,116	7,264	3,000	10,264
Yobe	3,181	1,228	4,409	2,368	1,679	4,047	5,549	2,907	8,456
Zamfara	482	113	595	1,087	569	1,656	1,569	682	2,251
National	100,472	94,881	195,353	126,675	136,431	263,106	227,147	231,312	458,459

Table 3.22: Number of All Teachers and Qualified Teachers in Public Junior Secondary Schools by State and Gender - 2020/2021

State	All Teachers			Qualified Teachers		
	Male	Female	Total	Male	Female	Total
Abia	792	1,948	2,740	790	1944	2734
Adamawa	5,423	3,654	9,077	964	1433	2397
Akwa Ibom	2,381	3,820	6,201	2381	3820	6201
Anambra	582	3,408	3,990	503	3215	3718
Bauchi	8,009	2,246	10,255	6274	1863	8137
Bayelsa	871	799	1,670	679	623	1302
Benue	2,706	1,636	4,342	2500	1480	3980
*Borno	2,329	1,416	3,745	1799	1198	2997
Cross River	1,483	1,558	3,041	1475	1551	3026
Delta	3,469	7,091	10,560	2535	5603	8138
Ebonyi	767	363	1,130	712	348	1060
Edo	437	898	1,335	435	898	1333
Ekiti	1,251	2,267	3,518	1167	2146	3313
Enugu	2,532	8,370	10,902	1241	4163	5404
FCT	2,331	3,188	5,519	2263	3121	5384
Gombe	2,778	967	3,745	2163	794	2957
Imo	882	2,034	2,916	882	2034	2916
Jigawa	4,659	621	5,280	3904	511	4415
Kaduna	2,308	1,838	4,146	1500	1194	2694
Kano	6,574	1,548	8,122	5287	1244	6531
Katsina	3,325	872	4,197	2623	683	3306
Kebbi	1,811	776	2,587	1811	776	2587
Kogi	465	288	753	345	287	632
Kwara	2,403	2,242	4,645	1589	1508	3097
Lagos	2,443	6,041	8,484	2443	6041	8484
Nasarawa	2,820	1,277	4,097	2470	1120	3590
Niger	5,979	5,231	11,210	3046	2649	5695
Ogun	4,070	6,324	10,394	3284	5290	8574
Ondo	3,970	3,379	7,349	3176	2703	5879
Osun	1,035	1,520	2,555	828	1216	2044
Oyo	3,305	5,320	8,625	2950	4540	7490
Plateau	1,461	882	2,343	1184	756	1940
Rivers	5,724	7,866	13,590	3131	4385	7516
Sokoto	3,068	1,070	4,138	2454	856	3310
Taraba	2,366	782	3,148	1059	314	1373
Yobe	3,181	1,228	4,409	979	287	1266
Zamfara	482	113	595	432	111	543
National	100,472	94,881	195,353	64640	66141	130781

Table 3.23: Number of All Teachers and Qualified Teachers in Private Junior Secondary Schools by State and Gender - 2020/2021

State	All Teachers			Qualified Teachers		
	Male	Female	Total	Male	Female	Total
Abia	2,294	2,745	5,039	1956	2351	4307
Adamawa	2,305	3,470	5,775	1567	1157	2724
Akwa Ibom	2,506	1,690	4,196	2506	1690	4196
Anambra	3,505	5,485	8,990	3087	4742	7829
Bauchi	2,869	1,378	4,247	1971	960	2931
Bayelsa	987	958	1,945	116	58	174
Benue	3,699	2,339	6,038	2477	1544	4021
Borno	1,216	850	2,066	824	564	1388
Cross River	2,967	3,106	6,073	2898	3034	5932
Delta	4,860	5,650	10,510	3070	3813	6883
Ebonyi	1,413	1,069	2,482	1398	887	2285
Edo	736	719	1,455	438	398	836
Ekiti	1,153	1,042	2,195	508	442	950
Enugu	1,992	4,114	6,106	1653	3743	5396
FCT	503	509	1,012	420	460	880
Gombe	3,655	3,095	6,750	2392	2076	4468
Imo	2,315	2,394	4,709	2315	2394	4709
Jigawa	1,483	1,255	2,738	1408	978	2386
Kaduna	891	1,452	2,343	771	1314	2085
Kano	3,005	2,398	5,403	2249	1841	4090
Katsina	1,750	681	2,431	1299	422	1721
Kebbi	769	276	1,045	645	256	901
Kogi	2,089	1,467	3,556	1963	1261	3224
Kwara	3,917	5,418	9,335	2592	3831	6423
Lagos	14,568	28,175	42,743	14130	26766	40896
Nasarawa	3,300	2,838	6,138	2361	1986	4347
Niger	14,094	15,811	29,905	7074	7926	15000
Ogun	14,420	14,915	29,335	11461	12158	23619
Ondo	1,453	1,389	2,842	1453	1389	2842
Osun	491	383	874	436	306	742
Oyo	5,342	2,609	7,951	4327	2243	6570
Plateau	3,183	1,706	4,889	2928	1415	4343
Rivers	7,940	9,983	17,923	4888	6057	10945
Sokoto	652	596	1,248	586	441	1027
Taraba	4,898	2,218	7,116	1515	697	2212
Yobe	2,368	1,679	4,047	1971	1282	3253
Zamfara	1,087	569	1,656	981	537	1518
National	126,675	136,431	263,106	65160	65123	130283

Table 3.24: Number of All Teachers and Qualified Teachers in Public and Private Junior Secondary Schools by State and Gender - 2020/2021

State	All Teachers			Qualified Teachers		
	Male	Female	Total	Male	Female	Total
Abia	3086	4693	7779	2746	4295	7041
Adamawa	7728	7124	14852	2531	2590	5121
Akwa Ibom	4887	5510	10397	4887	5510	10397
Anambra	4087	8893	12980	3590	7957	11547
Bauchi	10878	3624	14502	8245	2823	11068
Bayelsa	1858	1757	3615	795	681	1476
Benue	6405	3975	10380	4977	3024	8001
Borno	3545	2266	5811	2623	1762	4385
Cross River	4450	4664	9114	4373	4585	8958
Delta	8329	12741	21070	5605	9416	15021
Ebonyi	2180	1432	3612	2110	1235	3345
Edo	1173	1617	2790	873	1296	2169
Ekiti	2404	3309	5713	1675	2588	4263
Enugu	4524	12484	17008	2894	7906	10800
FCT	2834	3697	6531	2683	3581	6264
Gombe	6433	4062	10495	4555	2870	7425
Imo	3197	4428	7625	3197	4428	7625
Jigawa	6142	1876	8018	5312	1489	6801
Kaduna	3199	3290	6489	2271	2508	4779
Kano	9579	3946	13525	7536	3085	10621
Katsina	5075	1553	6628	3922	1105	5027
Kebbi	2580	1052	3632	2456	1032	3488
Kogi	2554	1755	4309	2308	1548	3856
Kwara	6320	7660	13980	4181	5339	9520
Lagos	17011	34216	51227	16573	32807	49380
Nasarawa	6120	4115	10235	4831	3106	7937
Niger	20073	21042	41115	10120	10575	20695
Ogun	18490	21239	39729	14745	17448	32193
Ondo	5423	4768	10191	4629	4092	8721
Osun	1526	1903	3429	1264	1522	2786
Oyo	8647	7929	16576	7277	6783	14060
Plateau	4644	2588	7232	4112	2171	6283
Rivers	13664	17849	31513	8019	10442	18461
Sokoto	3720	1666	5386	3040	1297	4337
Taraba	7264	3000	10264	2574	1011	3585
Yobe	5549	2907	8456	2950	1569	4519
Zamfara	1569	682	2251	1413	648	2061
National	227147	231312	458459	129800	131264	261064

FACILITIES:

This section presents statistics of facilities in junior secondary schools. This includes classroom and toilets, Tables 3.25 Present Number and Condition of Classrooms by State in Public and Private Junior Secondary School: 2020/2021. While Tables 3.26-3.28: present the Number of Useable Public and Private Toilets in Junior Secondary Schools by State and Gender: 2020/2021 academic session.

Table 3.25: Number and Condition of Classrooms in Junior Secondary School by State and Sector - 2020/2021

States	PUBLIC			PRIVATE			TOTAL		
	Good	Bad	Total	Good	Bad	Total	Good	Bad	Total
Abia	605	616	1,221	1,782	286	2,068	2,387	902	3,289
Adamawa	2,871	928	3,799	1,926	22	1,948	4,797	950	5,747
Akwa Ibom	1,939	1,708	3,647	1,978	385	2,363	3,917	2,093	6,010
Anambra	1,796	753	2,549	332	364	696	2,128	1,117	3,245
Bauchi	1,066	2,200	3,266	-	-	-	1,066	2,200	3,266
Bayelsa	1,563	1,122	2,685	682	605	1,287	2,245	1,727	3,972
Benue	3,039	1,072	4,111	5,197	2,765	7,962	8,236	3,837	12,073
Borno	423	1,370	1,793	-	-	-	423	1,370	1,793
Cross River	1,493	153	1,646	2,733	328	3,061	4,226	481	4,707
Delta	3,806	1,849	5,655	7,619	247	7,866	11,425	2,096	13,521
Ebonyi	-	-	-	-	-	-	-	-	-
Edo	1,056	991	2,047	349	56	405	1,405	1,047	2,452
Ekiti	1,526	376	1,902	2,373	96	2,469	3,899	472	4,371
Enugu	2,617	29	2,646	-	-	-	2,617	29	2,646
Fct	1,315	516	1,831	1,209	36	1,245	2,524	552	3,076
Gombe	1,680	501	2,181	3,535	78	3,613	5,215	579	5,794
Imo	6,609	1,558	8,167	1,606	321	1,927	8,215	1,879	10,094
Jigawa	2,563	285	2,848	216	236	452	2,779	521	3,300
Kaduna	2,262	1,072	3,334	-	-	-	2,262	1,072	3,334
Kano	574	3,000	3,574	-	-	-	574	3,000	3,574
Katsina	3,711	173	3,884	3,348	173	3,521	7,059	346	7,405
Kebbi	2,676	79	2,755	-	-	-	2,676	79	2,755
Kogi	251	293	544	-	-	-	251	293	544
Kwara	2,532	231	2,763	4,222	64	4,286	6,754	295	7,049
Lagos	3,431	868	4,299	-	-	-	3,431	868	4,299
Nasarawa	1,351	327	1,678	2,045	212	2,257	3,396	539	3,935
Niger	1,586	181	1,767	2,015	11	2,026	3,601	192	3,793
Ogun	3,313	2,431	5,744	18,680	152	18,832	21,993	2,583	24,576
Ondo	2,644	1,387	4,031	5,696	1,703	7,399	8,340	3,090	11,430
Osun	-	-	-	-	-	-	-	-	-
Oyo	2,858	-	2,858	-	-	-	2,858	-	2,858
Plateau	955	311	1,266	114	18	132	1,069	329	1,398
Rivers	1,542	533	2,075	8,891	176	9,067	10,433	709	11,142
Sokoto	-	-	-	-	-	-	-	-	-
Taraba	1,348	72	1,420	5,933	73	6,006	7,281	145	7,426
Yobe	944	21	965	-	-	-	944	21	965
Zamfara	472	17	489	962	23	985	1,434	40	1,474
National	68,417	27,023	95,440	83,443	8,430	91,873	151,860	35,453	187,313

Table 3.26: Number of Toilets in Public Junior Secondary Schools by State and Gender - 2020/2021

State	STUDENT TOILETS			TEACHERS TOILETS		
	Male	Female	Total	Male	Female	Total
Abia	285	542	827	86	203	289
Adamawa	369	338	707	325	318	643
Akwa Ibom	536	585	1121	441	442	883
Anambra	868	1004	1872	261	374	635
Bauchi	559	565	1124	312	202	514
Bayelsa	589	203	792	273	282	555
Benue	941	726	1667	650	597	1247
Borno	405	438	843	183	154	337
Cross River	170	517	687	171	330	501
Delta	736	759	1495	601	747	1348
Ebonyi	0	0	0	0	0	0
Edo	618	309	927	618	309	927
Ekiti	148	162	310	108	113	221
Enugu	0	0	0	0	0	0
Fct	20	21	41	11	10	21
Gombe	383	384	767	161	150	311
Imo	278	22	300	299	299	598
Jigawa	720	759	1479	559	0	559
Kaduna	57	76	133	36	38	74
Kano	1188	1037	2225	727	333	1060
Katsina	1704	1693	3397	606	288	894
Kebbi	79	805	884	802	1607	2409
Kogi	87	83	170	30	28	58
Kwara	178	233	411	181	190	371
Lagos	1540	1747	3287	819	957	1776
Nasarawa	112	161	273	55	138	193
Niger	331	266	597	205	136	341
Ogun	640	744	1384	603	631	1234
Ondo	436	422	858	545	545	1090
Osun	0	0	0	0	0	0
Oyo	596	679	1275	658	717	1375
Plateau	220	192	412	157	150	307
Rivers	326	392	718	253	295	548
Sokoto	0	0	0	0	0	0
Taraba	193	299	492	104	39	143
Yobe	283	273	556	83	155	238
Zamfara	122	0	122	0	0	0
National	15717	16436	32153	10923	10777	21700

Table 3.27: Number of Toilets in Private Junior Secondary Schools by State and Gender - 2020/2021

State	STUDENT TOILETS			TEACHERS TOILETS		
	Male	Female	Total	Male	Female	Total
Abia	1025	1024	2049	614	635	1249
Adamawa	785	372	1155	814	364	1178
Akwa Ibom	812	862	1674	667	681	1348
Anambra	1318	1412	2730	704	832	1536
Bauchi	0	0	0	0	0	0
Bayelsa	1488	171	1659	284	315	599
Benue	1213	1102	2315	744	720	1464
Borno	0	0	0	0	0	0
Cross River	405	758	1163	407	585	992
Delta	1792	1717	3509	1665	1683	3348
Ebonyi	0	0	0	0	0	0
Edo	250	174	424	122	118	240
Ekiti	539	664	1203	356	266	622
Enugu	0	0	0	0	0	0
Fct	443	600	1043	171	194	365
Gombe	672	685	1357	282	237	519
Imo	167	913	1080	443	461	904
Jigawa	162	0	162	0	0	0
Kaduna	2132	2063	4195	803	808	1611
Kano	0	0	0	0	0	0
Katsina	1234	1267	2501	559	413	972
Kebbi	0	0	0	0	0	0
Kogi	0	0	0	0	0	0
Kwara	805	828	1633	359	368	727
Lagos	0	0	0	0	0	0
Nasarawa	450	451	901	271	272	543
Niger	390	438	828	168	156	324
Ogun	5688	5822	11510	2305	2550	4855
Ondo	164	160	324	545	545	1090
Osun	0	0	0	0	0	0
Oyo	0	0	0	0	0	0
Plateau	0	0	0	0	0	0
Rivers	2341	2319	4660	1076	1314	2390
Sokoto	0	0	0	0	0	0
Taraba	791	910	1701	395	266	661
Yobe	371	386	757	83	106	189
Zamfara	0	0	0	0	0	0
National	25437	25098	50535	13837	13889	27726

Table 3.28: Number of Toilets in Public and Private Junior Secondary Schools by State and Gender - 2020/2021

State	STUDENT TOILETS			TEACHERS TOILETS		
	Male	Female	Total	Male	Female	Total
Abia	1310	1566	2876	700	838	1538
Adamawa	1154	710	1862	1139	682	1821
Akwa Ibom	1348	1447	2795	1108	1123	2231
Anambra	2186	2416	4602	965	1206	2171
Bauchi	559	565	1124	312	202	514
Bayelsa	2077	374	2451	557	597	1154
Benue	2154	1828	3982	1394	1317	2711
Borno	405	438	843	183	154	337
Cross River	575	1275	1850	578	915	1493
Delta	2528	2476	5004	2266	2430	4696
Ebonyi	0	0	0	0	0	0
Edo	868	483	1351	740	427	1167
Ekiti	687	826	1513	464	379	843
Enugu	0	0	0	0	0	0
Fct	463	621	1084	182	204	386
Gombe	1055	1069	2124	443	387	830
Imo	445	935	1380	742	760	1502
Jigawa	882	759	1641	559	0	559
Kaduna	2189	2139	4328	839	846	1685
Kano	1188	1037	2225	727	333	1060
Katsina	2938	2960	5898	1165	701	1866
Kebbi	79	805	884	802	1607	2409
Kogi	87	83	170	30	28	58
Kwara	983	1061	2044	540	558	1098
Lagos	1540	1747	3287	819	957	1776
Nasarawa	562	612	1174	326	410	736
Niger	721	704	1425	373	292	665
Ogun	6328	6566	12894	2908	3181	6089
Ondo	600	582	1182	1090	1090	2180
Osun	0	0	0	0	0	0
Oyo	596	679	1275	658	717	1375
Plateau	220	192	412	157	150	307
Rivers	2667	2711	5378	1329	1609	2938
Sokoto	0	0	0	0	0	0
Taraba	984	1209	2193	499	305	804
Yobe	654	659	1313	166	261	427
Zamfara	122	0	122	0	0	0
National	41154	41534	82688	24760	24666	49426

CHAPTER FOUR SENIOR SECONDARY EDUCATION

4.0 Introduction

The Senior Secondary Education which is aimed at preparing learners for tertiary education is the upper part of 3-3 in the 6:3:3:4 Nigerian System of Education. The age group of learners for this system is 15-17. It is a 3-year educational programme. Data presented here is restricted to data generated from public and private schools of the same level.

4.1 Number of Senior Secondary Schools

Table 4.1 provides information on the number of schools in Nigeria for five years, 2016/2017 to 2020/2021, while Figure 4.1 charts the trend, indicating progressive increase in number of schools from year 2018/2019 to 2020/2021.

Table 4.1: Number of Public and Private Senior Secondary Schools by Year: 2016/2017 - 2020/2021

Year	Public	Private	Total
2016/2017	9,015	13,423	22,438
2017/2018	8,835	12,204	21,039
2018/2019	9,813	17,013	26,826
2019/2020	10,600	16,398	26,998
2020/2021	10,645	18,071	28,716

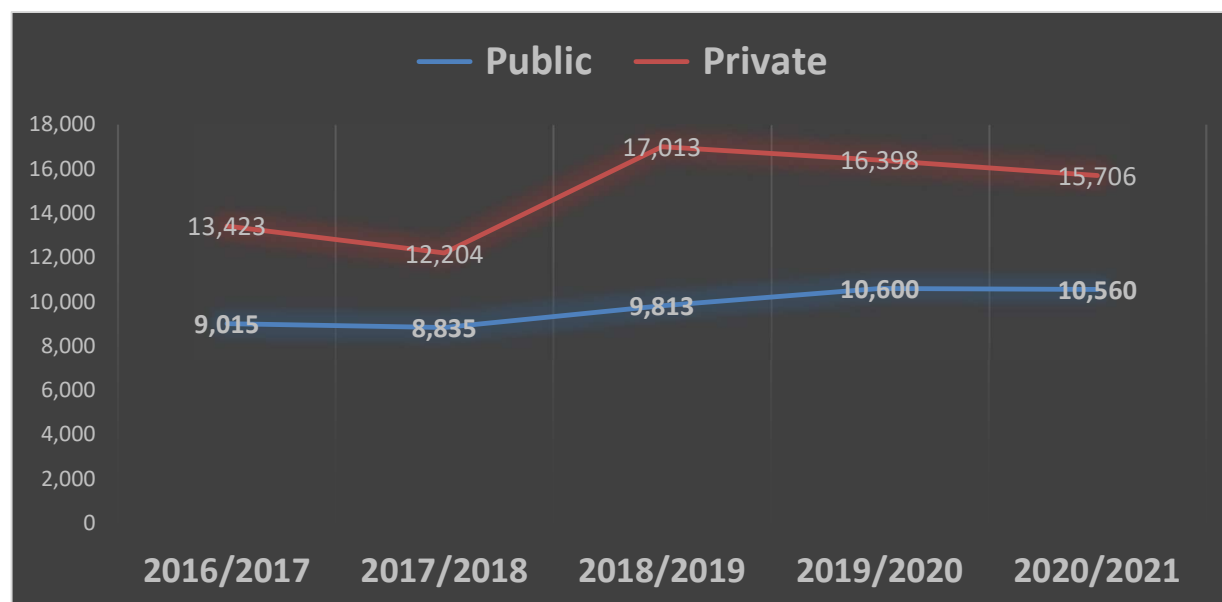


Fig 4.1a: Number of Public and Private Senior Secondary School: 2016/2017 to 2020/2021

4.1.1 Number of Public and Private Senior Secondary Schools by State: 2020/2021

Table 4.2 shows the statistics on number of schools by state, location and school type for public, private schools and combined.

Table 4.2: Number of Public and Private Senior Secondary Schools by State and Location: 2020/2021

State	Public			Private			Both		
	Rural	Urban	Total	Rural	Urban	Total	Rural	Urban	Total
Abia	225	25	250	314	366	680	539	391	930
Adamawa	249	145	394	38	82	120	287	227	514
Akwa Ibom	184	79	263	174	123	297	358	202	560
Anambra	136	126	262	306	380	686	442	506	948
Bauchi	151	72	223	121	138	259	272	210	482
Bayelsa	176	36	212	52	306	358	228	342	570
Benue	109	37	146	315	163	478	424	200	624
Borno*	30	38	68	194	859	1,053	224	897	1,121
Cross Rivers*	251	68	319	254	150	404	505	218	723
Delta	365	126	491	314	331	645	679	457	1,136
Ebonyi	352	91	443	188	68	256	540	159	699
Edo	109	92	201	169	162	331	278	254	532
Ekiti*	95	82	177	138	229	367	233	311	544
Enugu	292	39	331	308	169	477	600	208	808
FCT	40	42	82	11	37	48	51	79	130
Gombe	104	49	153	67	125	192	171	174	345
Imo	195	105	300	331	76	407	526	181	707
Jigawa	124	110	234	11	39	50	135	149	284
Kaduna	244	97	341	98	345	443	342	442	784
Kano	483	229	712	213	1,127	1,340	696	1,356	2,052
Katsina	178	73	251	45	98	143	223	171	394
Kebbi	115	75	190	3	26	29	118	101	219
Kogi*	241	44	285	144	87	231	385	131	516
Kwara	225	173	398	49	200	249	274	373	647
Lagos	61	270	331	256	562	818	317	832	1,149
Nasarawa	252	68	320	74	272	346	326	340	666
Niger	213	123	336	26	187	213	239	310	549
Ogun	169	165	334	858	975	1,833	1,027	1,140	2,167
Ondo	186	135	321	240	225	465	426	360	786
Osun	181	213	394	48	97	145	229	310	539
Oyo	231	343	574	260	761	1,021	491	1,104	1,595
Platea	249	63	312	95	88	183	344	151	495
Rivers	224	64	288	185	367	552	409	431	840
Sokoto*	81	76	157	5	50	55	86	126	212
Taraba	189	65	254	134	209	343	323	274	597
Yobe	20	27	47	2	91	93	22	118	140
Zamfara	107	59	166	12	84	96	119	143	262
National	6,836	3,762	10,598	6,323	11,748	18,071	13,159	15,510	28,669

*=2018 Data

4.2 Enrolment for Public, Private and combined Senior Secondary Schools.

4.2.1 National Summary of Public and Private Senior Secondary Schools Enrolment

Table 4.3 represents the statistics on the enrolment of Public and Private Senior Secondary Schools and both for five academic years, 2016/2017 to 2020/2021, while Figure 4.2 charts the enrolment trend

Table 4.3: Enrolment in Public and Private Senior Secondary Schools by Sector and Gender: 2016/2017 - 2020/2021

Year	Public			Private			Both		
	Male	Female	Total	Male	Female	Total	Male	Female	Total
2016/2017	1,858,560	1,565,615	443,969	455,203	2,302,529	2,020,818	2,313,763	3,868,144	2,464,787
2017/2018	1,933,160	1,658,334	462,840	477,797	2,396,000	2,136,131	2,410,957	4,054,334	2,598,971
2018/2019	1,993,709	1,755,507	742,534	747,717	2,736,243	2,503,224	2,741,426	4,491,750	3,245,758
2019/2020	2,149,236	2,002,479	4,151,715	776,639	802,790	1,579,429	2,925,875	2,805,269	5,731,144
2020/2021	2,333,670	2,162,835	4,496,505	755,871	794,458	1,550,329	3,089,541	2,957,293	6,046,834

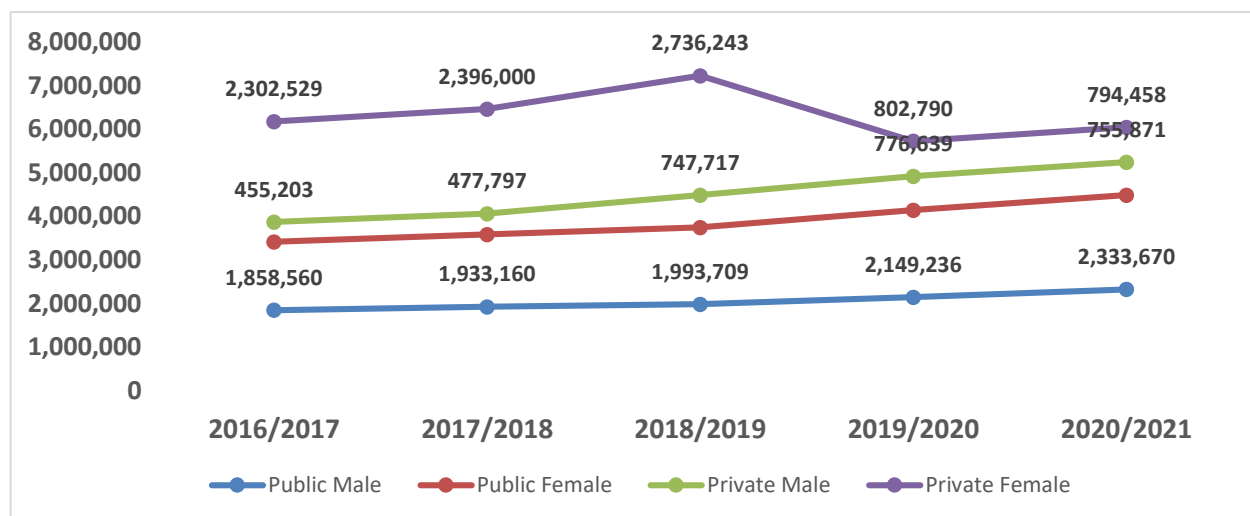


Fig 4.2: Enrolment in Public and Private Senior Secondary Schools by Sector and Gender: 2016/2017 - 2020/2021

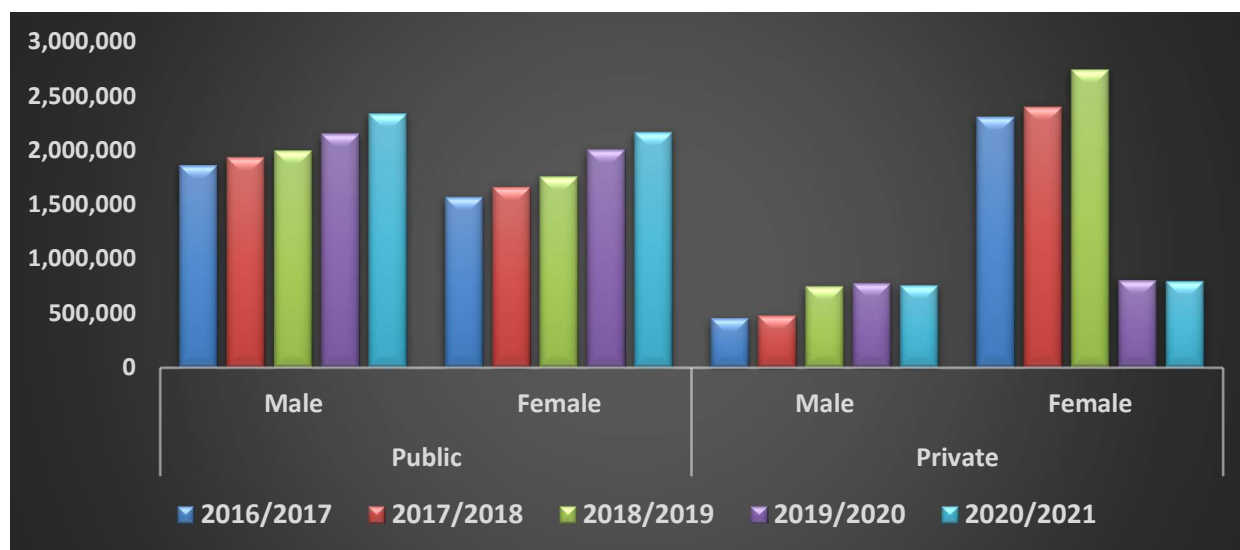


Fig 4.2a: Enrolment in Public and Private Senior Secondary Schools by Sector and Gender: 2016/2017 - 2020/2021

4.2.2: Enrolment by Location and Gender

Table 4.4 indicates the enrolment for public and private Senior Secondary Schools by location and gender for the period under review. Figure 4.3 depicts the enrolment statistics by gender and location for public and private schools.

Table 4.4: Enrolment in Public and Private Senior Secondary Schools by Location and Gender: 2020/2021

Year	Rural			Urban			Both		
	Male	Female	Total	Male	Female	Total	Male	Female	Total
Public	1,018,748	897,861	1,916,609	1,314,922	1,264,974	2,579,896	2,333,670	2,162,835	4,496,505
Private	373,283	390,205	763,488	382,588	404,253	786,841	755,871	794,458	1,550,329
Total	1,392,031	1,288,066	2,680,097	1,697,510	1,669,227	3,366,737	3,089,541	2,957,293	6,046,834

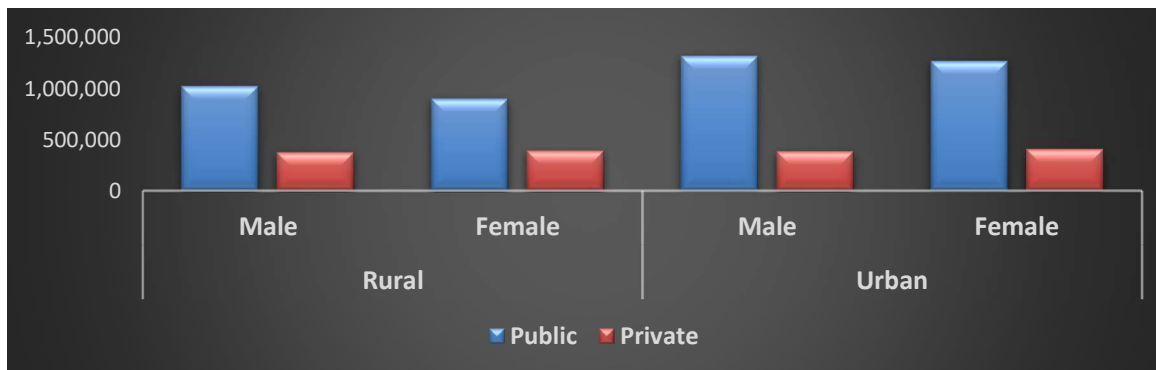


Fig 4.3: Enrolment in Public and Private Senior Secondary Schools by Location and Gender: 2020/2021

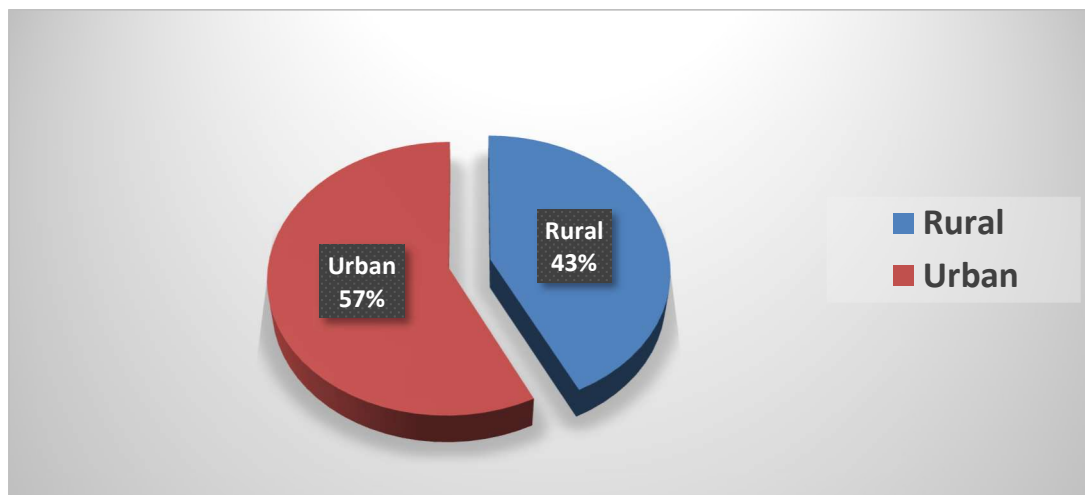


Fig 4.3a: Enrolment in Public and Private Senior Secondary Schools by Location and Gender: 2020/2021

4.2.3 Enrolment in Public Senior Secondary Schools by State, Location and Gender

Tables 4.5, 4.6 and 4.7 provide statistics on enrolment in public, private and combined public and private Senior Secondary Schools respectively by state, location, and gender

Table 4.5: Enrolment in Public Senior Secondary Schools by State, Location and Gender: 2020/2021

State	Rural			Urban			Both		
	Male	Female	Total	Male	Female	Total	Male	Female	Total
Abia	17,540	21,784	39,324	4,419	7,082	11,501	21,959	28,866	50,825
Adamawa	28,606	23,284	51,890	11,511	12,991	24,502	40,117	36,275	76,392
Akwa Ibom	48,183	51,645	99,828	31,256	36,027	67,283	79,439	87,672	167,111
Anambra	12,244	14,561	26,805	23,750	30,235	53,985	35,994	44,796	80,790
Bauchi	28,145	21,020	49,165	35,866	20,295	56,161	64,011	41,315	105,326
Bayelsa	14,814	13,650	28,464	7,318	7,838	15,156	22,132	21,488	43,620
Benue	7,471	6,272	13,743	3,563	3,174	6,737	11,034	9,446	20,480
Borno	7,852	7,727	15,579	37,785	26,540	64,325	45,637	34,267	79,904
Cross Rivers	12,874	12,462	25,336	5,656	6,955	12,611	18,530	19,417	37,947
Delta	28,023	30,007	58,030	35,343	37,768	73,111	63,366	67,775	131,141
Ebonyi	19,817	23,488	43,305	10,446	12,453	22,899	30,263	35,941	66,204
Edo	8,941	9,350	18,291	15,873	19,612	35,485	24,814	28,962	53,776
Ekiti	8,416	10,245	18,661	13,086	14,256	27,342	21,502	24,501	46,003
Enugu	19,971	23,845	43,816	9,399	11,950	21,349	29,370	35,795	65,165
FCT	14,458	14,409	28,867	25,200	31,680	56,880	39,658	46,089	85,747
Gombe	16,689	12,091	28,780	25,837	16,745	42,582	42,526	28,836	71,362
Imo	116,787	119,681	236,468	70,750	73,069	143,819	187,537	192,750	380,287
Jigawa	26,147	13,756	39,903	38,869	31,505	70,374	65,016	45,261	110,277
Kaduna	46,199	32,808	79,007	49,697	92,625	142,322	95,896	125,433	221,329
Kano	19,008	22,836	41,844	154,235	120,946	275,181	173,243	143,782	317,025
Katsina	62,045	35,828	97,873	59,973	44,470	104,443	122,018	80,298	202,316
Kebbi	32,393	16,479	48,872	40,506	25,678	66,184	72,899	42,157	115,056
Kogi	5,735	5,023	10,758	17,403	15,290	32,693	23,138	20,313	43,451
Kwara	48,740	55,866	104,606	115,330	110,918	226,248	164,070	166,784	330,854
Lagos	25,735	23,914	49,649	116,415	123,281	239,696	142,150	147,195	289,345
Nasarawa	28,810	20,472	49,282	12,639	12,190	24,829	41,449	32,662	74,111
Niger	52,241	29,845	82,086	44,642	41,708	86,350	96,883	71,553	168,436
Ogun	30,135	28,232	58,367	70,679	72,757	143,436	100,814	100,989	201,803
Ondo	28,277	30,673	58,950	21,749	21,011	42,760	50,026	51,684	101,710
Osun	23,295	25,084	48,379	10,493	10,530	21,023	33,788	35,614	69,402
Oyo	32,441	33,090	65,531	74,948	78,013	152,961	107,389	111,103	218,492
Platea	16,713	12,547	29,260	2,032	4,016	6,048	18,745	16,563	35,308
Rivers	51,823	57,083	108,906	28,396	32,680	61,076	80,219	89,763	169,982
Sokoto	31,451	12,940	44,391	34,119	26,524	60,643	65,570	39,464	105,034
Taraba	12,559	8,943	21,502	8,590	7,238	15,828	21,149	16,181	37,330
Yobe	9,048	7,791	16,839	21,046	6,809	27,855	30,094	14,600	44,694
Zamfara	25,122	9,130	34,252	26,103	18,115	44,218	51,225	27,245	78,470
National	1,018,748	897,861	1,916,609	1,314,922	1,264,974	2,579,896	2,333,670	2,162,835	4,496,505

Table 4.6: Enrolment in Private Senior Secondary Schools by State, Location and Gender: 2020/2021

State	Rural			Urban			Both		
	Male	Female	Total	Male	Female	Total	Male	Female	Total
Abia	17,525	17,754	35,279	20,559	20,659	41,218	38,084	38,413	76,497
Adamawa	2,277	1,932	4,209	19,721	15,805	35,526	21,998	17,737	39,735
Akwa Ibom	27,485	28,337	55,822	10,772	11,221	21,993	38,257	39,558	77,815
Anambra	13,307	15,603	28,910	19,367	21,985	41,352	32,674	37,588	70,262
Bauchi	8,603	9,303	17,906	6,551	6,058	12,609	15,154	15,361	30,515
Bayelsa	1,070	1,135	2,205	6,846	7,705	14,551	7,916	8,840	16,756
Benue	14,790	14,734	29,524	9,495	9,087	18,582	24,285	23,821	48,106
Borno	7,852	7,727	15,579	2,075	1,737	3,812	9,927	9,464	19,391
Cross Rivers	23,854	23,896	47,750	13,847	13,797	27,644	37,701	37,693	75,394
Delta	12,646	13,158	25,804	24,519	26,654	51,173	37,165	39,812	76,977
Ebonyi	3,306	4,678	7,984	555	562	1,117	3,861	5,240	9,101
Edo	2,582	3,253	5,835	7,707	8,172	15,879	10,289	11,425	21,714
Ekiti	1,380	1,332	2,712	1,587	1,617	3,204	2,967	2,949	5,916
Enugu	16,231	18,534	34,765	9,782	11,812	21,594	26,013	30,346	56,359
FCT	207	471	678	1,155	1,793	2,948	1,362	2,264	3,626
Gombe	3,460	3,165	6,625	7,626	7,095	14,721	11,086	10,260	21,346
Imo	38,507	37,838	76,345	6,612	7,943	14,555	45,119	45,781	90,900
Jigawa	991	991	1,982	-642	-607	-1,249	349	384	733
Kaduna	2,502	2,505	5,007	14,924	15,138	30,062	17,426	17,643	35,069
Kano	19,008	22,836	41,844	1,465	1,769	3,234	20,473	24,605	45,078
Katsina	5,104	3,384	8,488	7,323	7,345	14,668	12,427	10,729	23,156
Kebbi	3,608	3,175	6,783	140	175	315	3,748	3,350	7,098
Kogi	4,340	5,165	9,505	10,082	17,750	27,832	14,422	22,915	37,337
Kwara	1,459	1,378	2,837	5,383	5,529	10,912	6,842	6,907	13,749
Lagos	42,098	45,876	87,974	32,549	32,106	64,655	74,647	77,982	152,629
Nasarawa	2,727	3,037	5,764	11,597	11,993	23,590	14,324	15,030	29,354
Niger	817	530	1,347	6,840	7,281	14,121	7,657	7,811	15,468
Ogun	47,237	50,475	97,712	52,679	56,584	109,263	99,916	107,059	206,975
Ondo	16,933	16,408	33,341	8,231	8,534	16,765	25,164	24,942	50,106
Osun	3,925	4,568	8,493	1,543	1,700	3,243	5,468	6,268	11,736
Oyo	9,270	9,720	18,990	22,414	24,144	46,558	31,684	33,864	65,548
Platea	3,912	3,375	7,287	2,491	2,874	5,365	6,403	6,249	12,652
Rivers	7,173	7,646	14,819	10,405	11,189	21,594	17,578	18,835	36,413
Sokoto	403	343	746	2,142	2,267	4,409	2,545	2,610	5,155
Taraba	6,248	5,321	11,569	8,610	9,107	17,717	14,858	14,428	29,286
Yobe	23	33	56	10,354	11,249	21,603	10,377	11,282	21,659
Zamfara	423	589	1,012	5,282	4,424	9,706	5,705	5,013	10,718
National	373,283	390,205	763,488	382,588	404,253	786,841	755,871	794,458	1,550,329

Table 4.7: Enrolment in Public and Private Senior Secondary Schools by State, Location and Gender: 2020/2021

State	Rural			Urban			Both		
	Male	Female	Total	Male	Female	Total	Male	Female	Total
Abia	35,065	39,538	74,603	24,978	27,741	52,719	60,043	67,279	127,322
Adamawa	30,883	25,216	56,099	31,232	28,796	60,028	62,115	54,012	116,127
Akwa Ibom	75,668	79,982	155,650	42,028	47,248	89,276	117,696	127,230	244,926
Anambra	25,551	30,164	55,715	43,117	52,220	95,337	68,668	82,384	151,052
Bauchi	36,748	30,323	67,071	42,417	26,353	68,770	79,165	56,676	135,841
Bayelsa	15,884	14,785	30,669	14,164	15,543	29,707	30,048	30,328	60,376
Benue	22,261	21,006	43,267	13,058	12,261	25,319	35,319	33,267	68,586
Borno	15,704	15,454	31,158	39,860	28,277	68,137	55,564	43,731	99,295
Cross Rivers	36,728	36,358	73,086	19,503	20,752	40,255	56,231	57,110	113,341
Delta	40,669	43,165	83,834	59,862	64,422	124,284	100,531	107,587	208,118
Ebonyi	23,123	28,166	51,289	11,001	13,015	24,016	34,124	41,181	75,305
Edo	11,523	12,603	24,126	23,580	27,784	51,364	35,103	40,387	75,490
Ekiti	9,796	11,577	21,373	14,673	15,873	30,546	24,469	27,450	51,919
Enugu	36,202	42,379	78,581	19,181	23,762	42,943	55,383	66,141	121,524
FCT	14,665	14,880	29,545	26,355	33,473	59,828	41,020	48,353	89,373
Gombe	20,149	15,256	35,405	33,463	23,840	57,303	53,612	39,096	92,708
Imo	155,294	157,519	312,813	77,362	81,012	158,374	232,656	238,531	471,187
Jigawa	27,138	14,747	41,885	38,227	30,898	69,125	65,365	45,645	111,010
Kaduna	48,701	35,313	84,014	64,621	107,763	172,384	113,322	143,076	256,398
Kano	38,016	45,672	83,688	155,700	122,715	278,415	193,716	168,387	362,103
Katsina	67,149	39,212	106,361	67,296	51,815	119,111	134,445	91,027	225,472
Kebbi	36,001	19,654	55,655	40,646	25,853	66,499	76,647	45,507	122,154
Kogi	10,075	10,188	20,263	27,485	33,040	60,525	37,560	43,228	80,788
Kwara	50,199	57,244	107,443	120,713	116,447	237,160	170,912	173,691	344,603
Lagos	67,833	69,790	137,623	148,964	155,387	304,351	216,797	225,177	441,974
Nasarawa	31,537	23,509	55,046	24,236	24,183	48,419	55,773	47,692	103,465
Niger	53,058	30,375	83,433	51,482	48,989	100,471	104,540	79,364	183,904
Ogun	77,372	78,707	156,079	123,358	129,341	252,699	200,730	208,048	408,778
Ondo	45,210	47,081	92,291	29,980	29,545	59,525	75,190	76,626	151,816
Osun	27,220	29,652	56,872	12,036	12,230	24,266	39,256	41,882	81,138
Oyo	41,711	42,810	84,521	97,362	102,157	199,519	139,073	144,967	284,040
Platea	20,625	15,922	36,547	4,523	6,890	11,413	25,148	22,812	47,960
Rivers	58,996	64,729	123,725	38,801	43,869	82,670	97,797	108,598	206,395
Sokoto	31,854	13,283	45,137	36,261	28,791	65,052	68,115	42,074	110,189
Taraba	18,807	14,264	33,071	17,200	16,345	33,545	36,007	30,609	66,616
Yobe	9,071	7,824	16,895	31,400	18,058	49,458	40,471	25,882	66,353
Zamfara	25,545	9,719	35,264	31,385	22,539	53,924	56,930	32,258	89,188
National	1,392,031	1,288,066	2,680,097	1,697,510	1,669,227	3,366,737	3,089,541	2,957,293	6,046,834

4.2.4 Enrolment in Public, private and combined Senior Secondary Schools by State, Age-Group and Gender

Tables 4.8, 4.9 and 4.10 indicate statistics of enrolment by state, age and gender for public, private, and combined public and private Senior Secondary Schools respectively.

Table 4.8: Enrolment in Public Senior Secondary Schools by State, Age and Gender: 2020/2021

State	Below 15 Years			15 -17 Years			Above 17 Years			Both		
	Male	Female	Total	Male	Female	Total	Male	Female	Total	Male	Female	Total
Abia	2,716	3,599	6,315	17,433	23,013	40,446	1,810	2,254	4,064	21,959	28,866	50,825
Adamawa	6,687	6,469	13,156	26,668	25,657	52,325	6,762	4,149	10,911	40,117	36,275	76,392
Akwa Ibom	14,728	15,767	30,495	60,765	68,497	129,262	3,946	3,408	7,354	79,439	87,672	167,111
Anambra	6,136	8,904	15,040	28,595	34,364	62,959	1,263	1,528	2,791	35,994	44,796	80,790
Bauchi	5,876	4,667	10,543	48,748	31,595	80,343	9,387	5,053	14,440	64,011	41,315	105,326
Bayelsa	2,516	2,462	4,978	17,100	16,567	33,667	2,516	2,459	4,975	22,132	21,488	43,620
Benue	1,281	1,285	2,566	7,941	6,849	14,790	1,812	1,312	3,124	11,034	9,446	20,480
Borno	3,498	2,732	6,230	32,052	25,580	57,632	10,087	5,955	16,042	45,637	34,267	79,904
Cross Rivers	750	789	1,539	16,107	16,830	32,937	1,673	1,798	3,471	18,530	19,417	37,947
Delta	9,240	10,252	19,492	49,449	52,877	102,326	4,677	4,646	9,323	63,366	67,775	131,141
Ebonyi	5,671	6,886	12,557	18,741	21,534	40,275	5,851	7,521	13,372	30,263	35,941	66,204
Edo	301	295	596	24,219	28,349	52,568	294	318	612	24,814	28,962	53,776
Ekiti	3,575	4,264	7,839	16,132	18,603	34,735	1,795	1,634	3,429	21,502	24,501	46,003
Enugu	1,423	2,411	3,834	24,098	29,458	53,556	3,849	3,926	7,775	29,370	35,795	65,165
FCT	8,257	10,583	18,840	27,816	31,481	59,297	3,585	4,025	7,610	39,658	46,089	85,747
Gombe	2,475	1,632	4,107	29,962	22,512	52,474	10,089	4,692	14,781	42,526	28,836	71,362
Imo	21,324	21,838	43,162	124,961	128,640	253,601	41,252	42,272	83,524	187,537	192,750	380,287
Jigawa	13,300	11,587	24,887	46,907	30,738	77,645	4,809	2,936	7,745	65,016	45,261	110,277
Kaduna	8,582	12,571	21,153	69,518	69,410	138,928	17,796	43,452	61,248	95,896	125,433	221,329
Kano	7,909	6,236	14,145	137,964	119,491	257,455	27,370	18,055	45,425	173,243	143,782	317,025
Katsina	8,431	5,982	14,413	89,215	62,535	151,750	24,372	11,781	36,153	122,018	80,298	202,316
Kebbi	5,561	4,227	9,788	51,818	29,622	81,440	15,520	8,308	23,828	72,899	42,157	115,056
Kogi	2,505	2,500	5,005	17,012	15,297	32,309	3,621	2,516	6,137	23,138	20,313	43,451
Kwara	19,754	26,048	45,802	59,208	129,670	188,878	85,108	11,066	96,174	164,070	166,784	330,854
Lagos	48,195	49,494	97,689	90,984	94,453	185,437	2,971	3,248	6,219	142,150	147,195	289,345
Nasarawa	2,104	1,651	3,755	37,241	29,360	66,601	2,104	1,651	3,755	41,449	32,662	74,111
Niger	8,886	8,126	17,012	70,550	52,013	122,563	17,447	11,414	28,861	96,883	71,553	168,436
Ogun	15,771	16,931	32,702	72,434	72,844	145,278	12,609	11,214	23,823	100,814	100,989	201,803
Ondo	17,048	18,026	35,074	32,978	33,658	66,636	0	0	0	50,026	51,684	101,710
Osun	5,498	6,426	11,924	24,245	25,362	49,607	4,045	3,826	7,871	33,788	35,614	69,402
Oyo	16,161	17,137	33,298	77,414	80,658	158,072	13,814	13,308	27,122	107,389	111,103	218,492
Platea	2,086	2,068	4,154	13,217	11,526	24,743	3,442	2,969	6,411	18,745	16,563	35,308
Rivers	14,611	17,399	32,010	56,895	63,156	120,051	8,713	9,208	17,921	80,219	89,763	169,982
Sokoto	4,641	2,972	7,613	46,817	30,695	77,512	14,112	5,797	19,909	65,570	39,464	105,034
Taraba	2,374	2,064	4,438	16,058	12,088	28,146	2,717	2,029	4,746	21,149	16,181	37,330
Yobe	2,442	65	2,507	24,250	11,474	35,724	3,402	3,061	6,463	30,094	14,600	44,694
Zamfara	3,922	2,277	6,199	37,681	20,947	58,628	9,622	4,021	13,643	51,225	27,245	78,470
National	306,235	318,622	624,857	1,643,193	1,577,403	3,220,596	384,242	266,810	651,052	2,333,670	2,162,835	4,496,505

Table 4.9: Enrolment in Private Senior Secondary Schools by State, Age and Gender: 2020/2021

State	Below 15 Years			15 -17 Years			Above 17 Years			Both		
	Male	Female	Total	Male	Female	Total	Male	Female	Total	Male	Female	Total
Abia	4,864	4,874	9,738	30,444	30,663	61,107	2,776	2,876	5,652	38,084	38,413	76,497
Adamawa	3,745	3,235	6,980	16,887	13,078	29,965	1,366	1,424	2,790	21,998	17,737	39,735
Akwa Ibom	8,560	8,881	17,441	26,411	27,331	53,742	3,286	3,346	6,632	38,257	39,558	77,815
Anambra	6,134	6,936	13,070	22,046	25,411	47,457	4,494	5,241	9,735	32,674	37,588	70,262
Bauchi	1,574	1,580	3,154	10,726	10,756	21,482	2,854	3,025	5,879	15,154	15,361	30,515
Bayelsa	1,229	1,426	2,655	6,214	6,962	13,176	473	452	925	7,916	8,840	16,756
Benue	2,882	3,007	5,889	17,389	17,091	34,480	4,014	3,723	7,737	24,285	23,821	48,106
Borno	1,042	1,238	2,280	7,474	7,116	14,590	1,411	1,110	2,521	9,927	9,464	19,391
Cross Rivers	1,777	1,784	3,561	34,151	34,103	68,254	1,773	1,806	3,579	37,701	37,693	75,394
Delta	8,345	8,990	17,335	27,366	29,378	56,744	1,454	1,444	2,898	37,165	39,812	76,977
Ebonyi	809	927	1,736	2,336	3,487	5,823	716	826	1,542	3,861	5,240	9,101
Edo	192	286	478	9,891	10,893	20,784	206	246	452	10,289	11,425	21,714
Ekiti	1,008	875	1,883	1,771	1,896	3,667	188	178	366	2,967	2,949	5,916
Enugu	1,082	1,204	2,286	23,744	27,817	51,561	1,187	1,325	2,512	26,013	30,346	56,359
FCT	341	814	1,155	991	1,419	2,410	30	31	61	1,362	2,264	3,626
Gombe	810	1,069	1,879	8,648	8,248	16,896	1,628	943	2,571	11,086	10,260	21,346
Imo	5,155	5,201	10,356	30,188	30,418	60,606	9,776	10,162	19,938	45,119	45,781	90,900
Jigawa	18	29	47	331	355	686	0	0	0	349	384	733
Kaduna	2,681	3,094	5,775	13,010	13,092	26,102	1,735	1,457	3,192	17,426	17,643	35,069
Kano	3,443	3,322	6,765	12,707	17,171	29,878	4,323	4,112	8,435	20,473	24,605	45,078
Katsina	1,081	1,135	2,216	9,728	8,300	18,028	1,618	1,294	2,912	12,427	10,729	23,156
Kebbi	480	436	916	2,821	2,402	5,223	447	512	959	3,748	3,350	7,098
Kogi	443	542	985	13,177	21,408	34,585	802	965	1,767	14,422	22,915	37,337
Kwara	1,946	2,183	4,129	4,619	4,472	9,091	277	252	529	6,842	6,907	13,749
Lagos	11,548	5,526	17,074	60,886	70,013	130,899	2,213	2,443	4,656	74,647	77,982	152,629
Nasarawa	721	754	1,475	12,882	13,522	26,404	721	754	1,475	14,324	15,030	29,354
Niger	1,005	1,032	2,037	5,582	5,772	11,354	1,070	1,007	2,077	7,657	7,811	15,468
Ogun	23,439	25,839	49,278	75,212	79,913	155,125	1,265	1,307	2,572	99,916	107,059	206,975
Ondo	8,306	8,067	16,373	16,858	16,875	33,733	0	0	0	25,164	24,942	50,106
Osun	960	1,227	2,187	3,937	4,433	8,370	571	608	1,179	5,468	6,268	11,736
Oyo	6,789	7,682	14,471	21,933	23,061	44,994	2,962	3,121	6,083	31,684	33,864	65,548
Platea	867	964	1,831	4,893	4,824	9,717	643	461	1,104	6,403	6,249	12,652
Rivers	4,757	5,335	10,092	12,010	12,676	24,686	811	824	1,635	17,578	18,835	36,413
Sokoto	369	403	772	2,050	2,070	4,120	126	137	263	2,545	2,610	5,155
Taraba	2,722	2,109	4,831	10,848	11,131	21,979	1,288	1,188	2,476	14,858	14,428	29,286
Yobe	410	579	989	9,342	9,682	19,024	625	1,021	1,646	10,377	11,282	21,659
Zamfara	749	622	1,371	4,072	3,589	7,661	884	802	1,686	5,705	5,013	10,718
National	122,283	123,207	245,490	573,575	610,828	1,184,403	60,013	60,423	120,436	755,871	794,458	1,550,329

Table 4.10: Enrolment in Public and Private Senior Secondary Schools by State, Age and Gender: 2020/2021

State	Below 15 Years			15 -17 Years			Above 17 Years			Both		
	Male	Female	Total	Male	Female	Total	Male	Female	Total	Male	Female	Total
Abia	7,580	8,473	16,053	47,877	53,676	101,553	4,586	5,130	9,716	60,043	67,279	127,322
Adamawa	10,432	9,704	20,136	43,555	38,735	82,290	8,128	5,573	13,701	62,115	54,012	116,127
Akwa Ibom	23,288	24,648	47,936	87,176	95,828	183,004	7,232	6,754	13,986	117,696	127,230	244,926
Anambra	12,270	15,840	28,110	50,641	59,775	110,416	5,757	6,769	12,526	68,668	82,384	151,052
Bauchi	7,450	6,247	13,697	59,474	42,351	101,825	12,241	8,078	20,319	79,165	56,676	135,841
Bayelsa	3,745	3,888	7,633	23,314	23,529	46,843	2,989	2,911	5,900	30,048	30,328	60,376
Benue	4,163	4,292	8,455	25,330	23,940	49,270	5,826	5,035	10,861	35,319	33,267	68,586
Borno	4,540	3,970	8,510	39,526	32,696	72,222	11,498	7,065	18,563	55,564	43,731	99,295
Cross Rivers	2,527	2,573	5,100	50,258	50,933	101,191	3,446	3,604	7,050	56,231	57,110	113,341
Delta	17,585	19,242	36,827	76,815	82,255	159,070	6,131	6,090	12,221	100,531	107,587	208,118
Ebonyi	6,480	7,813	14,293	21,077	25,021	46,098	6,567	8,347	14,914	34,124	41,181	75,305
Edo	493	581	1,074	34,110	39,242	73,352	500	564	1,064	35,103	40,387	75,490
Ekiti	4,583	5,139	9,722	17,903	20,499	38,402	1,983	1,812	3,795	24,469	27,450	51,919
Enugu	2,505	3,615	6,120	47,842	57,275	105,117	5,036	5,251	10,287	55,383	66,141	121,524
FCT	8,598	11,397	19,995	28,807	32,900	61,707	3,615	4,056	7,671	41,020	48,353	89,373
Gombe	3,285	2,701	5,986	38,610	30,760	69,370	11,717	5,635	17,352	53,612	39,096	92,708
Imo	26,479	27,039	53,518	155,149	159,058	314,207	51,028	52,434	103,462	232,656	238,531	471,187
Jigawa	13,318	11,616	24,934	47,238	31,093	78,331	4,809	2,936	7,745	65,365	45,645	111,010
Kaduna	11,263	15,665	26,928	82,528	82,502	165,030	19,531	44,909	64,440	113,322	143,076	256,398
Kano	11,352	9,558	20,910	150,671	136,662	287,333	31,693	22,167	53,860	193,716	168,387	362,103
Katsina	9,512	7,117	16,629	98,943	70,835	169,778	25,990	13,075	39,065	134,445	91,027	225,472
Kebbi	6,041	4,663	10,704	54,639	32,024	86,663	15,967	8,820	24,787	76,647	45,507	122,154
Kogi	2,948	3,042	5,990	30,189	36,705	66,894	4,423	3,481	7,904	37,560	43,228	80,788
Kwara	21,700	28,231	49,931	63,827	134,142	197,969	85,385	11,318	96,703	170,912	173,691	344,603
Lagos	59,743	55,020	114,763	151,870	164,466	316,336	5,184	5,691	10,875	216,797	225,177	441,974
Nasarawa	2,825	2,405	5,230	50,123	42,882	93,005	2,825	2,405	5,230	55,773	47,692	103,465
Niger	9,891	9,158	19,049	76,132	57,785	133,917	18,517	12,421	30,938	104,540	79,364	183,904
Ogun	39,210	42,770	81,980	147,646	152,757	300,403	13,874	12,521	26,395	200,730	208,048	408,778
Ondo	25,354	26,093	51,447	49,836	50,533	100,369	0	0	0	75,190	76,626	151,816
Osun	6,458	7,653	14,111	28,182	29,795	57,977	4,616	4,434	9,050	39,256	41,882	81,138
Oyo	22,950	24,819	47,769	99,347	103,719	203,066	16,776	16,429	33,205	139,073	144,967	284,040
Platea	2,953	3,032	5,985	18,110	16,350	34,460	4,085	3,430	7,515	25,148	22,812	47,960
Rivers	19,368	22,734	42,102	68,905	75,832	144,737	9,524	10,032	19,556	97,797	108,598	206,395
Sokoto	5,010	3,375	8,385	48,867	32,765	81,632	14,238	5,934	20,172	68,115	42,074	110,189
Taraba	5,096	4,173	9,269	26,906	23,219	50,125	4,005	3,217	7,222	36,007	30,609	66,616
Yobe	2,852	644	3,496	33,592	21,156	54,748	4,027	4,082	8,109	40,471	25,882	66,353
Zamfara	4,671	2,899	7,570	41,753	24,536	66,289	10,506	4,823	15,329	56,930	32,258	89,188

National	428,518	441,829	870,347	2,216,768	2,188,231	4,404,999	444,255	327,233	771,488	3,089,541	2,957,293	6,046,834
-----------------	---------	---------	---------	-----------	-----------	-----------	---------	---------	---------	-----------	-----------	-----------

4.2.5 Enrolment in Public, private and combined Senior Secondary Schools by State, Age and Gender

Tables 4.11, 4.12 and 4.13 present statistics of enrolment by state, class and gender for public, private, and combined public and private Senior Secondary Schools respectively.

Table 4.11: Enrolment in Public Senior Secondary Schools by State, Age and Gender: 2020/2021

State	Below 15 Years		15 Years		16 Years		17 Years		Above 17 Years		Both		Total
	Male	Female	Male	Female	Male	Female	Male	Female	Male	Female	Male	Female	
Abia	2,716	3,599	6,221	8,375	6,630	8,786	4,582	5,852	1,810	2,254	21,959	28,866	50,825
Adamawa	6,687	6,469	10,373	9,738	9,173	8,825	7,122	7,094	6,762	4,149	40,117	36,275	76,392
Akwa Ibom	14,728	15,767	21,701	24,542	23,431	27,424	15,633	16,531	3,946	3,408	79,439	87,672	167,111
Anambra	6,136	8,904	12,393	15,493	11,299	13,345	4,903	5,526	1,263	1,528	35,994	44,796	80,790
Bauchi	5,876	4,667	12,850	9,320	18,517	12,434	17,381	9,841	9,387	5,053	64,011	41,315	105,326
Bayelsa	2,516	2,462	4,882	4,689	7,360	7,165	4,858	4,713	2,516	2,459	22,132	21,488	43,620
Benue	1,281	1,285	2,096	2,143	2,966	2,496	2,879	2,210	1,812	1,312	11,034	9,446	20,480
Borno	3,498	2,732	9,569	7,180	11,105	10,087	11,378	8,313	10,087	5,955	45,637	34,267	79,904
Cross Rivers	750	789	5,838	6,111	6,462	6,754	3,807	3,965	1,673	1,798	18,530	19,417	37,947
Delta	9,240	10,252	18,723	20,725	18,297	19,397	12,429	12,755	4,677	4,646	63,366	67,775	131,141
Ebonyi	5,671	6,886	7,771	8,897	4,891	5,265	6,079	7,372	5,851	7,521	30,263	35,941	66,204
Edo	301	295	8,276	9,634	8,440	10,147	7,503	8,568	294	318	24,814	28,962	53,776
Ekiti	3,575	4,264	6,156	7,000	6,143	6,075	3,833	5,528	1,795	1,634	21,502	24,501	46,003
Enugu	1,423	2,411	7,244	9,397	8,630	10,463	8,224	9,598	3,849	3,926	29,370	35,795	65,165
FCT	8,257	10,583	10,624	12,817	10,485	11,612	6,707	7,052	3,585	4,025	39,658	46,089	85,747
Gombe	2,475	1,632	6,823	5,600	10,391	8,325	12,748	8,587	10,089	4,692	42,526	28,836	71,362
Imo	21,324	21,838	63,132	64,860	41,252	42,690	20,577	21,090	41,252	42,272	187,537	192,750	380,287
Jigawa	13,300	11,587	19,139	14,231	18,875	11,485	8,893	5,022	4,809	2,936	65,016	45,261	110,277
Kaduna	8,582	12,571	18,847	23,657	26,307	24,770	24,364	20,983	17,796	43,452	95,896	125,433	221,329
Kano	7,909	6,236	31,612	31,801	52,361	44,135	53,991	43,555	27,370	18,055	173,243	143,782	317,025
Katsina	8,431	5,982	25,097	19,511	32,362	21,893	31,756	21,131	24,372	11,781	122,018	80,298	202,316
Kebbi	5,561	4,227	14,364	8,558	17,675	10,576	19,779	10,488	15,520	8,308	72,899	42,157	115,056
Kogi	2,505	2,500	4,802	4,200	6,544	5,964	5,666	5,133	3,621	2,516	23,138	20,313	43,451
Kwara	19,754	26,048	25,442	24,526	21,908	17,052	11,858	88,092	85,108	11,066	164,070	166,784	330,854
Lagos	48,195	49,494	46,861	48,620	32,198	33,784	11,925	12,049	2,971	3,248	142,150	147,195	289,345
Nasarawa	2,104	1,651	6,234	4,917	24,773	19,526	6,234	4,917	2,104	1,651	41,449	32,662	74,111
Niger	8,886	8,126	20,721	16,016	26,705	20,483	23,124	15,514	17,447	11,414	96,883	71,553	168,436
Ogun	15,771	16,931	24,433	24,526	28,587	29,423	19,414	18,895	12,609	11,214	100,814	100,989	201,803
Ondo	17,048	18,026	17,699	18,022	13,379	13,732	1,900	1,904	0	0	50,026	51,684	101,710
Osun	5,498	6,426	6,240	6,901	10,526	10,825	7,479	7,636	4,045	3,826	33,788	35,614	69,402
Oyo	16,161	17,137	25,124	27,023	28,955	30,634	23,335	23,001	13,814	13,308	107,389	111,103	218,492
Plateau	2,086	2,068	4,177	3,789	4,980	4,321	4,060	3,416	3,442	2,969	18,745	16,563	35,308
Rivers	14,611	17,399	20,116	23,236	21,164	23,197	15,615	16,723	8,713	9,208	80,219	89,763	169,982
Sokoto	4,641	2,972	10,526	8,929	17,902	10,981	18,389	10,785	14,112	5,797	65,570	39,464	105,034
Taraba	2,374	2,064	4,731	3,649	6,303	4,589	5,024	3,850	2,717	2,029	21,149	16,181	37,330
Yobe	2,442	65	7,705	5,262	9,339	4,193	7,206	2,019	3,402	3,061	30,094	14,600	44,694
Zamfara	3,922	2,277	9,415	6,829	14,059	7,377	14,207	6,741	9,622	4,021	51,225	27,245	78,470
National	306,235	318,622	557,957	550,724	620,374	560,230	464,862	466,449	384,242	266,810	2,333,670	2,162,835	4,496,505

Table 4.12: Enrolment in Private Senior Secondary Schools by State, Age and Gender: 2020/2021

State	Below 15 Years		15 Years		16 Years		17 Years		Above 17 Years		Both		
	Male	Female	Male	Female	Male	Female	Male	Female	Male	Female	Male	Female	Total
Abia	4,864	4,874	11,399	11,427	11,687	11,736	7,358	7,500	2,776	2,876	38,084	38,413	76,497
Adamawa	3,745	3,235	6,307	5,163	6,028	4,626	4,552	3,289	1,366	1,424	21,998	17,737	39,735
Akwa Ibom	8,560	8,881	8,528	10,239	10,256	11,045	7,627	6,047	3,286	3,346	38,257	39,558	77,815
Anambra	6,134	6,936	10,798	12,392	4,519	5,174	6,729	7,845	4,494	5,241	32,674	37,588	70,262
Bauchi	1,574	1,580	3,362	3,279	4,001	4,171	3,363	3,306	2,854	3,025	15,154	15,361	30,515
Bayelsa	1,229	1,426	2,173	2,493	2,654	2,964	1,387	1,505	473	452	7,916	8,840	16,756
Benue	2,882	3,007	4,985	5,054	6,684	6,603	5,720	5,434	4,014	3,723	24,285	23,821	48,106
Borno	1,042	1,238	2,392	2,294	2,844	2,728	2,238	2,094	1,411	1,110	9,927	9,464	19,391
Cross Rivers	1,777	1,784	8,546	8,496	12,836	12,920	12,769	12,687	1,773	1,806	37,701	37,693	75,394
Delta	8,345	8,990	11,961	12,853	10,502	11,342	4,903	5,183	1,454	1,444	37,165	39,812	76,977
Ebonyi	809	927	879	1,096	585	1,357	872	1,034	716	826	3,861	5,240	9,101
Edo	192	286	3,127	3,463	2,867	3,480	3,897	3,950	206	246	10,289	11,425	21,714
Ekiti	1,008	875	795	877	596	663	380	356	188	178	2,967	2,949	5,916
Enugu	1,082	1,204	7,569	9,021	8,326	9,537	7,849	9,259	1,187	1,325	26,013	30,346	56,359
FCT	341	814	469	810	338	459	184	150	30	31	1,362	2,264	3,626
Gombe	810	1,069	2,754	2,761	3,309	3,021	2,585	2,466	1,628	943	11,086	10,260	21,346
Imo	5,155	5,201	15,196	15,252	10,167	10,169	4,825	4,997	9,776	10,162	45,119	45,781	90,900
Jigawa	18	29	33	49	216	254	82	52	0	0	349	384	733
Kaduna	2,681	3,094	4,879	5,197	4,850	4,733	3,281	3,162	1,735	1,457	17,426	17,643	35,069
Kano	3,443	3,322	3,602	4,769	3,813	5,869	5,292	6,533	4,323	4,112	20,473	24,605	45,078
Katsina	1,081	1,135	3,159	2,657	3,612	3,198	2,957	2,445	1,618	1,294	12,427	10,729	23,156
Kebbi	480	436	933	903	995	834	893	665	447	512	3,748	3,350	7,098
Kogi	443	542	4,280	7,100	4,449	7,223	4,448	7,085	802	965	14,422	22,915	37,337
Kwara	1,946	2,183	2,033	2,091	1,815	1,668	771	713	277	252	6,842	6,907	13,749
Lagos	11,548	5,526	12,418	13,958	25,847	29,514	22,621	26,541	2,213	2,443	74,647	77,982	152,629
Nasarawa	721	754	2,166	2,274	8,550	8,974	2,166	2,274	721	754	14,324	15,030	29,354
Niger	1,005	1,032	1,889	2,119	2,051	2,140	1,642	1,513	1,070	1,007	7,657	7,811	15,468
Ogun	23,439	25,839	28,705	31,297	32,123	34,817	14,384	13,799	1,265	1,307	99,916	107,059	206,975
Ondo	8,306	8,067	8,614	8,631	8,244	8,244	0	0	0	0	25,164	24,942	50,106
Osun	960	1,227	1,474	1,690	1,454	1,693	1,009	1,050	571	608	5,468	6,268	11,736
Oyo	6,789	7,682	8,923	9,475	8,580	9,016	4,430	4,570	2,962	3,121	31,684	33,864	65,548
Platea	867	964	1,876	1,832	1,823	1,829	1,194	1,163	643	461	6,403	6,249	12,652
Rivers	4,757	5,335	5,309	5,615	4,767	5,074	1,934	1,987	811	824	17,578	18,835	36,413
Sokoto	369	403	733	721	825	820	492	529	126	137	2,545	2,610	5,155
Taraba	2,722	2,109	3,290	3,819	4,591	4,314	2,967	2,998	1,288	1,188	14,858	14,428	29,286
Yobe	410	579	3,151	3,336	3,299	3,331	2,892	3,015	625	1,021	10,377	11,282	21,659
Zamfara	749	622	1,147	1,063	1,566	1,453	1,359	1,073	884	802	5,705	5,013	10,718
National	122,283	123,207	199,854	215,566	221,669	236,993	152,052	158,269	60,013	60,423	755,871	794,458	1,550,329

Table 4.13: Enrolment in Public and Private Senior Secondary Schools by State, Age and Gender: 2020/2021

State	Below 15 Years		15 Years		16 Years		17 Years		Above 17 Years		Both		
	Male	Female	Male	Female	Male	Female	Male	Female	Male	Female	Male	Female	Total
Abia	7,580	8,473	17,620	19,802	18,317	20,522	11,940	13,352	4,586	5,130	60,043	67,279	127,322
Adamawa	10,432	9,704	16,680	14,901	15,201	13,451	11,674	10,383	8,128	5,573	62,115	54,012	116,127
Akwa Ibom	23,288	24,648	30,229	34,781	33,687	38,469	23,260	22,578	7,232	6,754	117,696	127,230	244,926
Anambra	12,270	15,840	23,191	27,885	15,818	18,519	11,632	13,371	5,757	6,769	68,668	82,384	151,052
Bauchi	7,450	6,247	16,212	12,599	22,518	16,605	20,744	13,147	12,241	8,078	79,165	56,676	135,841
Bayelsa	3,745	3,888	7,055	7,182	10,014	10,129	6,245	6,218	2,989	2,911	30,048	30,328	60,376
Benue	4,163	4,292	7,081	7,197	9,650	9,099	8,599	7,644	5,826	5,035	35,319	33,267	68,586
Borno	4,540	3,970	11,961	9,474	13,949	12,815	13,616	10,407	11,498	7,065	55,564	43,731	99,295
Cross Rivers	2,527	2,573	14,384	14,607	19,298	19,674	16,576	16,652	3,446	3,604	56,231	57,110	113,341
Delta	17,585	19,242	30,684	33,578	28,799	30,739	17,332	17,938	6,131	6,090	100,531	107,587	208,118
Ebonyi	6,480	7,813	8,650	9,993	5,476	6,622	6,951	8,406	6,567	8,347	34,124	41,181	75,305
Edo	493	581	11,403	13,097	11,307	13,627	11,400	12,518	500	564	35,103	40,387	75,490
Ekiti	4,583	5,139	6,951	7,877	6,739	6,738	4,213	5,884	1,983	1,812	24,469	27,450	51,919
Enugu	2,505	3,615	14,813	18,418	16,956	20,000	16,073	18,857	5,036	5,251	55,383	66,141	121,524
FCT	8,598	11,397	11,093	13,627	10,823	12,071	6,891	7,202	3,615	4,056	41,020	48,353	89,373
Gombe	3,285	2,701	9,577	8,361	13,700	11,346	15,333	11,053	11,717	5,635	53,612	39,096	92,708
Imo	26,479	27,039	78,328	80,112	51,419	52,859	25,402	26,087	51,028	52,434	232,656	238,531	471,187
Jigawa	13,318	11,616	19,172	14,280	19,091	11,739	8,975	5,074	4,809	2,936	65,365	45,645	111,010
Kaduna	11,263	15,665	23,726	28,854	31,157	29,503	27,645	24,145	19,531	44,909	113,322	143,076	256,398
Kano	11,352	9,558	35,214	36,570	56,174	50,004	59,283	50,088	31,693	22,167	193,716	168,387	362,103
Katsina	9,512	7,117	28,256	22,168	35,974	25,091	34,713	23,576	25,990	13,075	134,445	91,027	225,472
Kebbi	6,041	4,663	15,297	9,461	18,670	11,410	20,672	11,153	15,967	8,820	76,647	45,507	122,154
Kogi	2,948	3,042	9,082	11,300	10,993	13,187	10,114	12,218	4,423	3,481	37,560	43,228	80,788
Kwara	21,700	28,231	27,475	26,617	23,723	18,720	12,629	88,805	85,385	11,318	170,912	173,691	344,603
Lagos	59,743	55,020	59,279	62,578	58,045	63,298	34,546	38,590	5,184	5,691	216,797	225,177	441,974
Nasarawa	2,825	2,405	8,400	7,191	33,323	28,500	8,400	7,191	2,825	2,405	55,773	47,692	103,465
Niger	9,891	9,158	22,610	18,135	28,756	22,623	24,766	17,027	18,517	12,421	104,540	79,364	183,904
Ogun	39,210	42,770	53,138	55,823	60,710	64,240	33,798	32,694	13,874	12,521	200,730	208,048	408,778
Ondo	25,354	26,093	26,313	26,653	21,623	21,976	1,900	1,904	0	0	75,190	76,626	151,816
Osun	6,458	7,653	7,714	8,591	11,980	12,518	8,488	8,686	4,616	4,434	39,256	41,882	81,138
Oyo	22,950	24,819	34,047	36,498	37,535	39,650	27,765	27,571	16,776	16,429	139,073	144,967	284,040
Plateau	2,953	3,032	6,053	5,621	6,803	6,150	5,254	4,579	4,085	3,430	25,148	22,812	47,960
Rivers	19,368	22,734	25,425	28,851	25,931	28,271	17,549	18,710	9,524	10,032	97,797	108,598	206,395
Sokoto	5,010	3,375	11,259	9,650	18,727	11,801	18,881	11,314	14,238	5,934	68,115	42,074	110,189
Taraba	5,096	4,173	8,021	7,468	10,894	8,903	7,991	6,848	4,005	3,217	36,007	30,609	66,616
Yobe	2,852	644	10,856	8,598	12,638	7,524	10,098	5,034	4,027	4,082	40,471	25,882	66,353
Zamfara	4,671	2,899	10,562	7,892	15,625	8,830	15,566	7,814	10,506	4,823	56,930	32,258	89,188
National	428,518	441,829	757,811	766,290	842,043	797,223	616,914	624,718	444,255	327,233	3,089,541	2,957,293	6,046,834

4.2.6 Enrolment in Public, private and combined Senior Secondary Schools by State, Class and Gender

Tables 4.14, 4.15 and 4.16 present statistics of enrolment by state, class and gender for public, private, and combined public and private Senior Secondary Schools respectively

Table 4.14: Enrolment in Public Senior Secondary Schools by State, Class and Gender: 2020/2021

State	SS1			SS2			SS3			Both		
	Male	Female	Total	Male	Female	Total	Male	Female	Total	Male	Female	Total
Abia	7,616	10,277	17,893	7,117	9,605	16,722	7,226	8,984	16,210	21,959	28,866	50,825
Adamawa	8,573	8,115	16,688	16,885	15,829	32,714	14,659	12,331	26,990	40,117	36,275	76,392
Akwa Ibom	29,141	32,258	61,399	27,136	30,812	57,948	23,162	24,602	47,764	79,439	87,672	167,111
Anambra	13,300	16,790	30,090	12,093	15,083	27,176	10,601	12,923	23,524	35,994	44,796	80,790
Bauchi	10,797	7,610	18,408	27,205	18,163	45,368	26,008	15,542	41,550	64,011	41,315	105,326
Bayelsa	7,569	7,389	14,958	7,049	6,694	13,743	7,514	7,405	14,919	22,132	21,488	43,620
Benue	3,988	3,269	7,257	3,712	3,308	7,020	3,334	2,869	6,203	11,034	9,446	20,480
Borno	7,244	5,572	12,816	18,380	14,567	32,947	20,013	14,128	34,141	45,637	34,267	79,904
Cross Rivers	7,347	7,714	15,061	6,296	6,827	13,123	4,887	4,876	9,763	18,530	19,417	37,947
Delta	24,871	26,539	51,410	21,870	23,393	45,263	16,625	17,843	34,468	63,366	67,775	131,141
Ebonyi	9,103	10,135	19,238	10,167	12,277	22,444	10,993	13,529	24,522	30,263	35,941	66,204
Edo	8,510	9,831	18,341	8,451	10,156	18,607	7,853	8,975	16,828	24,814	28,962	53,776
Ekiti	7,033	7,173	14,206	7,784	8,142	15,926	6,685	9,186	15,871	21,502	24,501	46,003
Enugu	10,414	12,629	23,043	9,662	11,678	21,340	9,294	11,488	20,782	29,370	35,795	65,165
FCT	17,190	19,912	37,102	15,569	17,572	33,141	6,899	8,605	15,504	39,658	46,089	85,747
Gombe	12,660	9,161	21,821	15,617	9,713	25,330	14,249	9,962	24,211	42,526	28,836	71,362
Imo	63,696	65,223	128,919	62,012	64,165	126,177	61,829	63,362	125,191	187,537	192,750	380,287
Jigawa	21,547	16,270	37,817	22,897	16,013	38,910	20,572	12,978	33,550	65,016	45,261	110,277
Kaduna	32,482	32,788	65,270	33,297	62,814	96,111	30,117	29,831	59,948	95,896	125,433	221,329
Kano	24,652	21,364	46,016	73,059	63,207	136,266	75,532	59,211	134,743	173,243	143,782	317,025
Katsina	44,891	30,419	75,310	40,884	26,805	67,689	36,243	23,074	59,317	122,018	80,298	202,316
Kebbi	24,405	16,295	40,700	26,160	13,550	39,710	22,334	12,312	34,646	72,899	42,157	115,056
Kogi	4,106	3,786	7,891	9,802	8,766	18,568	9,230	7,762	16,992	23,138	20,313	43,451
Kwara	60,228	62,076	122,304	54,198	49,496	103,694	49,644	55,212	104,856	164,070	166,784	330,854
Lagos	61,601	61,414	123,015	50,721	53,327	104,048	29,828	32,454	62,282	142,150	147,195	289,345
Nasarawa	13,147	10,496	23,643	13,115	10,641	23,756	15,187	11,525	26,712	41,449	32,662	74,111
Niger	16,367	13,050	29,417	40,676	30,704	71,379	39,840	27,800	67,640	96,883	71,553	168,436
Ogun	42,670	40,132	82,802	33,073	34,166	67,239	25,071	26,691	51,762	100,814	100,989	201,803
Ondo	16,181	16,885	33,066	24,331	25,031	49,363	9,513	9,768	19,281	50,026	51,684	101,710
Osun	6,862	7,618	14,480	14,559	15,428	29,988	12,367	12,568	24,935	33,788	35,614	69,402
Oyo	38,492	39,741	78,233	37,143	38,000	75,143	31,754	33,362	65,116	107,389	111,103	218,492
Platea	6,676	5,850	12,526	6,404	5,879	12,283	5,665	4,834	10,499	18,745	16,563	35,308
Rivers	17,909	20,701	38,610	35,143	39,478	74,620	27,167	29,585	56,752	80,219	89,763	169,982
Sokoto	20,273	11,357	31,630	22,397	13,832	36,229	22,900	14,275	37,175	65,570	39,464	105,034
Taraba	6,970	5,149	12,119	7,290	5,842	13,132	6,889	5,190	12,079	21,149	16,181	37,330
Yobe	5,216	2,129	7,345	13,631	6,757	20,388	11,247	5,714	16,961	30,094	14,600	44,694
Zamfara	16,247	7,807	24,054	17,670	9,973	27,643	17,308	9,465	26,773	51,225	27,245	78,470
National	729,974	684,923	1,414,897	853,456	807,693	1,661,148	750,240	670,219	1,420,460	2,333,670	2,162,835	4,496,505

Table 4.15: Enrolment in Private Senior Secondary Schools by State, Class and Gender: 2020/2021

	SS1	SS2	SS3	Both
--	-----	-----	-----	------

State	Male	Female	Total	Male	Female	Total	Male	Female	Total	Male	Female	Total
Abia	14,178	14,156	28,334	12,959	12,958	25,917	10,947	11,299	22,246	38,084	38,413	76,497
Adamawa	4,950	4,094	9,045	10,095	8,044	18,139	6,953	5,598	12,551	21,998	17,737	39,735
Akwa Ibom	11,992	12,951	24,943	12,150	13,123	25,273	14,115	13,484	27,599	38,257	39,558	77,815
Anambra	10,205	11,559	21,764	11,246	12,943	24,189	11,223	13,086	24,309	32,674	37,588	70,262
Bauchi	2,664	2,667	5,331	6,327	6,390	12,717	6,163	6,305	12,468	15,154	15,361	30,515
Bayelsa	3,686	4,301	7,987	2,797	3,191	5,988	1,433	1,348	2,781	7,916	8,840	16,756
Benue	9,205	8,925	18,130	8,172	8,203	16,375	6,908	6,693	13,601	24,285	23,821	48,106
Borno	1,802	1,854	3,656	4,337	4,179	8,517	3,788	3,431	7,219	9,927	9,464	19,391
Cross Rivers	13,451	13,448	26,899	10,785	10,776	21,561	13,465	13,469	26,934	37,701	37,693	75,394
Delta	15,307	16,440	31,747	11,986	12,919	24,905	9,872	10,453	20,325	37,165	39,812	76,977
Ebonyi	1,225	1,545	2,770	1,344	1,848	3,192	1,292	1,847	3,139	3,861	5,240	9,101
Edo	3,298	3,675	6,973	2,911	3,578	6,489	4,080	4,172	8,252	10,289	11,425	21,714
Ekiti	1,009	990	1,999	1,055	1,074	2,129	903	885	1,788	2,967	2,949	5,916
Enugu	8,521	10,052	18,573	8,649	9,981	18,630	8,843	10,313	19,156	26,013	30,346	56,359
FCT	569	941	1,510	413	717	1,130	380	606	986	1,362	2,264	3,626
Gombe	3,742	3,683	7,425	4,146	3,579	7,725	3,198	2,998	6,196	11,086	10,260	21,346
Imo	15,050	15,164	30,214	15,468	15,458	30,926	14,601	15,159	29,760	45,119	45,781	90,900
Jigawa	5	6	11	0	0	0	344	378	722	349	384	733
Kaduna	6,532	6,312	12,844	5,944	6,177	12,121	4,950	5,154	10,104	17,426	17,643	35,069
Kano	4,093	4,631	8,724	7,718	9,956	17,674	8,662	10,018	18,680	20,473	24,605	45,078
Katsina	5,014	4,426	9,440	3,986	3,622	7,608	3,427	2,681	6,108	12,427	10,729	23,156
Kebbi	732	663	1,395	1,636	1,449	3,085	1,380	1,238	2,618	3,748	3,350	7,098
Kogi	2,266	3,579	5,845	6,825	11,027	17,852	5,331	8,309	13,641	14,422	22,915	37,337
Kwara	2,647	2,732	5,379	2,338	2,359	4,697	1,857	1,816	3,673	6,842	6,907	13,749
Lagos	14,991	12,533	27,524	33,542	36,070	69,611	26,115	29,380	55,494	74,647	77,982	152,629
Nasarawa	5,613	5,877	11,490	4,716	4,879	9,595	3,995	4,274	8,269	14,324	15,030	29,354
Niger	1,498	1,565	3,063	3,319	3,470	6,789	2,840	2,776	5,617	7,657	7,811	15,468
Ogun	30,212	31,732	61,944	31,537	34,454	65,991	38,167	40,873	79,040	99,916	107,059	206,975
Ondo	7,962	7,822	15,784	12,607	12,545	25,152	4,596	4,575	9,170	25,164	24,942	50,106
Osun	1,219	1,463	2,683	2,433	2,804	5,237	1,816	2,001	3,816	5,468	6,268	11,736
Oyo	10,458	11,307	21,765	10,712	11,199	21,911	10,514	11,358	21,872	31,684	33,864	65,548
Platea	2,201	2,345	4,546	2,296	2,092	4,388	1,906	1,812	3,718	6,403	6,249	12,652
Rivers	4,892	5,352	10,244	8,175	8,734	16,908	4,511	4,749	9,261	17,578	18,835	36,413
Sokoto	1,010	1,014	2,024	862	910	1,772	673	686	1,359	2,545	2,610	5,155
Taraba	5,611	5,281	10,892	5,201	5,261	10,462	4,046	3,886	7,932	14,858	14,428	29,286
Yobe	1,684	1,867	3,551	4,954	5,232	10,186	3,739	4,183	7,922	10,377	11,282	21,659
Zamfara	2,232	1,981	4,213	1,874	1,649	3,523	1,599	1,383	2,982	5,705	5,013	10,718
National	231,726	238,934	470,660	275,514	292,849	568,363	248,631	262,675	511,307	755,871	794,458	1,550,329

Table 4.16: Enrolment in Public and Private Senior Secondary Schools by State, Class and Gender: 2020/2021

	SS1	SS2	SS3	Both
--	-----	-----	-----	------

State	Male	Female	Total	Male	Female	Total	Male	Female	Total	Male	Female	Total
Abia	21,794	24,433	46,227	20,076	22,563	42,639	18,173	20,283	38,456	60,043	67,279	127,322
Adamawa	13,523	12,210	25,733	26,980	23,873	50,853	21,612	17,929	39,541	62,115	54,012	116,127
Akwa Ibom	41,133	45,209	86,342	39,286	43,935	83,221	37,277	38,086	75,363	117,696	127,230	244,926
Anambra	23,505	28,349	51,854	23,339	28,026	51,365	21,824	26,009	47,833	68,668	82,384	151,052
Bauchi	13,461	10,277	23,738	33,532	24,552	58,085	32,171	21,847	54,018	79,165	56,676	135,841
Bayelsa	11,255	11,690	22,945	9,846	9,885	19,731	8,947	8,753	17,700	30,048	30,328	60,376
Benue	13,193	12,194	25,387	11,884	11,511	23,395	10,242	9,562	19,804	35,319	33,267	68,586
Borno	9,046	7,426	16,472	22,718	18,746	41,464	23,801	17,559	41,360	55,564	43,731	99,295
Cross Rivers	20,798	21,162	41,960	17,081	17,603	34,684	18,352	18,345	36,697	56,231	57,110	113,341
Delta	40,178	42,979	83,157	33,856	36,312	70,168	26,497	28,296	54,793	100,531	107,587	208,118
Ebonyi	10,328	11,680	22,008	11,511	14,125	25,636	12,285	15,376	27,661	34,124	41,181	75,305
Edo	11,808	13,506	25,314	11,362	13,734	25,096	11,933	13,147	25,080	35,103	40,387	75,490
Ekiti	8,042	8,163	16,205	8,839	9,216	18,055	7,588	10,071	17,659	24,469	27,450	51,919
Enugu	18,935	22,681	41,616	18,311	21,659	39,970	18,137	21,801	39,938	55,383	66,141	121,524
FCT	17,759	20,853	38,612	15,982	18,289	34,271	7,279	9,211	16,490	41,020	48,353	89,373
Gombe	16,402	12,844	29,246	19,763	13,292	33,055	17,447	12,960	30,407	53,612	39,096	92,708
Imo	78,746	80,387	159,133	77,480	79,623	157,103	76,430	78,521	154,951	232,656	238,531	471,187
Jigawa	21,552	16,276	37,828	22,897	16,013	38,910	20,916	13,356	34,272	65,365	45,645	111,010
Kaduna	39,014	39,100	78,114	39,241	68,991	108,232	35,067	34,985	70,052	113,322	143,076	256,398
Kano	28,745	25,995	54,740	80,777	73,163	153,941	84,194	69,229	153,423	193,716	168,387	362,103
Katsina	49,905	34,845	84,750	44,870	30,427	75,297	39,670	25,755	65,425	134,445	91,027	225,472
Kebbi	25,137	16,958	42,095	27,796	14,999	42,795	23,714	13,550	37,264	76,647	45,507	122,154
Kogi	6,371	7,365	13,736	16,627	19,792	36,419	14,562	16,071	30,633	37,560	43,228	80,788
Kwara	62,875	64,808	127,683	56,536	51,855	108,391	51,501	57,028	108,529	170,912	173,691	344,603
Lagos	76,592	73,947	150,539	84,263	89,397	173,659	55,943	61,834	117,776	216,797	225,177	441,974
Nasarawa	18,760	16,373	35,133	17,831	15,520	33,351	19,182	15,799	34,981	55,773	47,692	103,465
Niger	17,865	14,615	32,480	43,994	34,173	78,168	42,681	30,576	73,257	104,540	79,364	183,904
Ogun	72,882	71,864	144,746	64,610	68,620	133,230	63,238	67,564	130,802	200,730	208,048	408,778
Ondo	24,143	24,707	48,850	36,938	37,577	74,514	14,109	14,342	28,452	75,190	76,626	151,816
Osun	8,081	9,082	17,163	16,993	18,232	35,225	14,183	14,568	28,751	39,256	41,882	81,138
Oyo	48,950	51,048	99,998	47,855	49,199	97,054	42,268	44,720	86,988	139,073	144,967	284,040
Platea	8,877	8,195	17,072	8,700	7,971	16,671	7,571	6,646	14,217	25,148	22,812	47,960
Rivers	22,801	26,053	48,854	43,317	48,211	91,529	31,678	34,334	66,012	97,797	108,598	206,395
Sokoto	21,283	12,371	33,654	23,259	14,742	38,001	23,573	14,961	38,534	68,115	42,074	110,189
Taraba	12,581	10,430	23,011	12,491	11,103	23,594	10,935	9,076	20,011	36,007	30,609	66,616
Yobe	6,900	3,996	10,896	18,585	11,989	30,574	14,985	9,897	24,883	40,471	25,882	66,353
Zamfara	18,479	9,788	28,267	19,544	11,622	31,166	18,907	10,848	29,755	56,930	32,258	89,188
National	961,700	923,857	1,885,557	1,128,970	1,100,542	2,229,511	998,872	932,894	1,931,766	3,089,541	2,957,293	6,046,834

4.3 Statistics of Teachers

4.3.1 Summary of Public, Private and combined Senior Secondary Schools Teachers

Table 4.17 provides statistics on the number of all teachers and qualified teachers for five academic years, 2016/2017 to 2020/2021, while Figure 4.4 charts the trend for the five academic years.

Table 4.17: National Summary Public and Private Qualified Senior Secondary Schools Teachers by Year and Gender:2016/2017 - 2020/2021

year	Public			Private			Both		
	Male	Female	Total	Male	Female	Total	Male	Female	Total
2016/2017	198,052	166,562	364,614	120,530	107,471	228,001	318,582	274,033	592,615
2017/2018	94,884	74,411	169,295	110,658	113,749	224,407	205,542	188,160	393,702
2018/2019	105,891	91,728	197,619	98,371	130,572	228,943	204,262	222,300	426,562
2019/2020	95,688	78,115	173,803	125,934	152,264	278,198	221,622	230,379	452,001
2020/2021	103,739	83,584	187,323	119,222	147,241	266,463	222,961	230,825	453,786

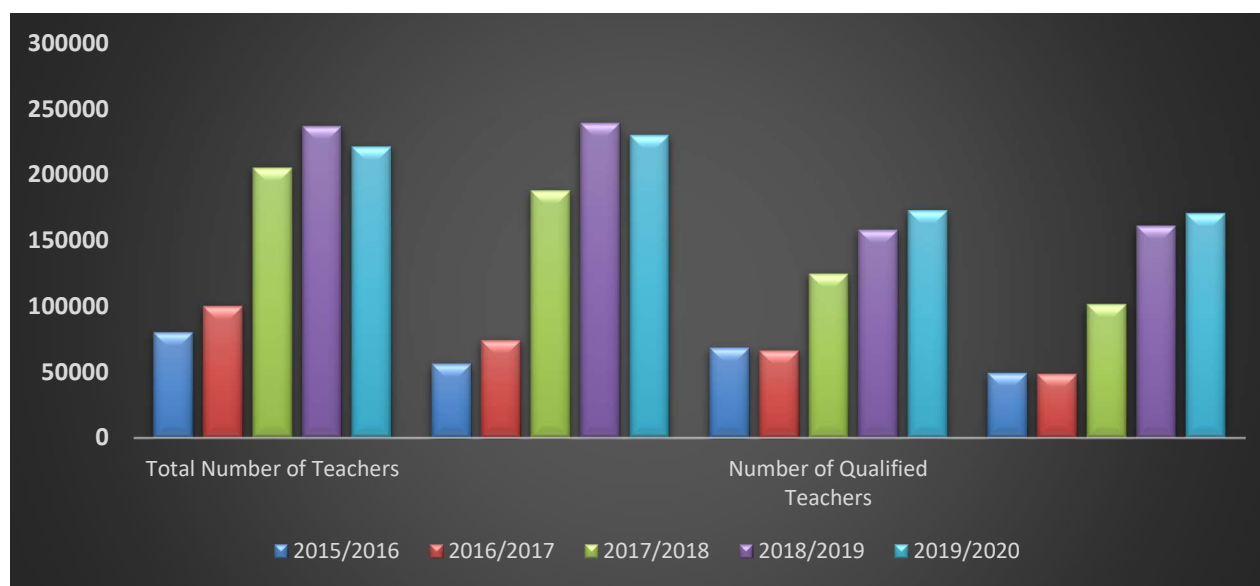


Fig 4.4: National Summary Public and Private Qualified Senior Secondary Schools Teachers by Year and Gender:2016/2017 - 2020/2021

4.3.2 Summary of Teachers and Qualified Teachers in Public Senior Secondary Schools

Tables 4.18 and figure 4.5 represents the statistics of qualified teachers as a function of the overall number of teachers in public, private and combined Senior Secondary Schools respectively by state and gender.

Table 4.18 National Summary of Teachers and Qualified Teachers in Senior Secondary Schools by State and Gender: 2016/2017 - 2020/2021

State	Total Number of Teachers			Number of Qualified Teachers		
	Male	Female	Total	Male	Female	Total

2015/2016	80416	56452	136868	68553	49440	117993
2016/2017	100365	74255	174255	66463	48546	115009
2017/2018	205542	188160	393702	124939	101633	226572
2018/2019	237,210	239,519	476,729	158,174	161,348	319,522
2019/2020	221,622	230,379	452,001	172,996	170,792	343,788

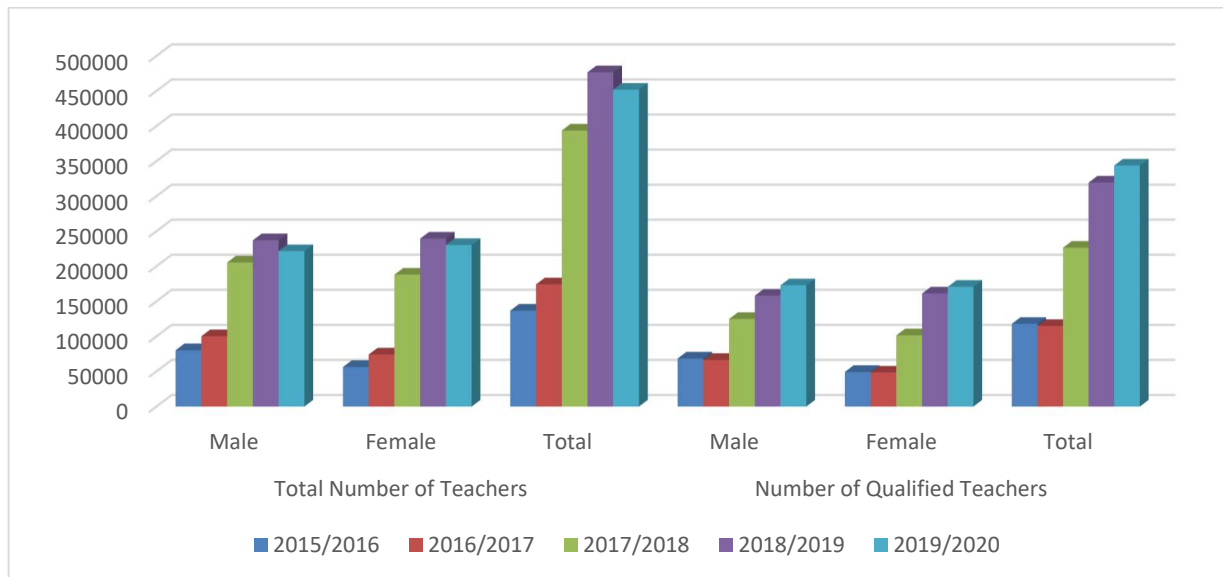


Fig 4.5: National Summary of Teachers and Qualified Teachers in Senior Secondary Schools by State and Gender: 2016/2017 - 2020/2021

4.3.3 Teachers and Qualified Teachers in Senior Secondary Schools

Tables 4.19, 4.20 and 4.21 represents the statistics of qualified teachers in public, private and combined Senior Secondary Schools respectively by state and gender.

Table 4.19: Number of Teachers in Public Senior Secondary Schools by State and Gender: 2020/2021

State	Total Number of Teachers			Number of Qualified Teachers		
	Male	Female	Total	Male	Female	Total
Abia	520	1,044	1,564	507	1,024	1,531
Adamawa	7,061	2,600	9,661	4,314	1,079	5,393
Akwa Ibom	3,339	4,105	7,444	3,339	4,105	7,444
Anambra	570	4,695	5,265	418	4,195	4,613
Bauchi	6,245	2,391	8,636	2,797	1,094	3,891
Bayelsa	1,159	1,046	2,205	1,067	995	2,062
Benue	1,269	500	1,769	984	337	1,321
Borno	1,350	801	2,151	1,162	687	1,849
Cross Rivers	2,386	2,406	4,792	1,443	1,442	2,885
Delta	5,374	8,555	13,929	3,753	6,597	10,350
Ebonyi	5,135	5,215	10,350	4,654	4,630	9,284
Edo	272	557	829	196	482	678
Ekiti	1,821	2,246	4,067	1,639	2,129	3,768

Enugu	1,280	3,147	4,427	1,239	3,090	4,329
FCT	1,731	2,106	3,837	1,580	1,954	3,534
Gombe	2,278	1,041	3,319	1,756	768	2,524
Imo	884	2,034	2,918	825	1,976	2,801
Jigawa	2,467	287	2,754	1,967	168	2,135
Kaduna	2,436	1,542	3,978	1,825	1,023	2,848
Kano	3,045	341	3,386	2,958	318	3,276
Katsina	3,163	680	3,843	2,370	476	2,846
Kebbi	2,107	745	2,852	1,691	603	2,294
Kogi	2,144	1,248	3,392	1,730	1,049	2,779
Kwara	1,564	1,213	2,777	1,072	862	1,934
Lagos	6,833	5,672	12,505	2,778	4,847	7,625
Nasarawa	3,018	1,165	4,183	2,620	1,007	3,627
Niger	2,921	1,527	4,448	1,974	906	2,880
Ogun	5,586	6,030	11,616	3,265	4,669	7,934
Ondo	3,970	3,379	7,349	3,970	3,379	7,349
Osun	1,238	1,547	2,785	1,118	1,386	2,504
Oyo	5,802	5,882	11,684	5,442	5,438	10,880
Platea	3,492	1,171	4,663	2,128	825	2,953
Rivers	4,203	4,204	8,407	2,453	2,167	4,620
Sokoto	1,944	570	2,514	1,885	559	2,444
Taraba	1,325	459	1,784	1,157	350	1,507
Yobe	1,963	916	2,879	1,318	707	2,025
Zamfara	1,844	517	2,361	1,661	488	2,149
National	103,739	83,584	187,323	77,055	67,811	144,866

Table 4.20: Number of Teachers in Private Senior Secondary Schools by State and Gender: 2020/2021

State	Total Number of Teachers			Number of Qualified Teachers		
	Male	Female	Total	Male	Female	Total
Abia	3,160	3,791	6,951	2,339	2,965	5,304
Adamawa	1,286	852	2,138	899	278	1,177
Akwa Ibom	2,535	3,634	6,169	0	0	0
Anambra	3,088	4,468	7,556	1,501	2,150	3,651
Bauchi	1,721	1,011	2,732	1,550	738	2,288
Bayelsa	1,830	1,162	2,992	829	663	1,492
Benue	3,650	1,884	5,534	2,320	1,258	3,578
Borno*	4,414	5,134	9,548	3,493	3,974	7,467
Cross Rivers	5,530	5,806	11,336	4,359	4,529	8,888
Delta	5,508	6,557	12,065	2,644	3,488	6,132
Ebonyi	2,301	1,641	3,942	2,052	1,517	3,569
Edo	870	1,218	2,088	609	770	1,379
Ekiti	881	841	1,722	369	371	740
Enugu	2,184	4,147	6,331	1,684	2,880	4,564
FCT	304	187	491	223	164	387
Gombe	2,967	2,164	5,131	1,983	1,521	3,504
Imo	2,387	2,484	4,871	2,289	2,363	4,652
Jigawa	0	0	0	0	0	0
Kaduna	2,675	2,153	4,828	1,606	1,413	3,019
Kano	1,770	1,061	2,831	1,207	785	1,992
Katsina	1,308	176	1,484	1,061	139	1,200
Kebbi	0	0	0	0	0	0
Kogi	2,413	1,494	3,907	1,317	965	2,282
Kwara	3,450	4,419	7,869	2,272	3,128	5,400
Lagos	12,529	43,733	56,262	10,178	24,450	34,628
Nasarawa	2,999	2,220	5,219	2,116	1,676	3,792
Niger	1,416	1,314	2,730	843	583	1,426
Ogun	14,420	14,915	29,335	10,810	11,695	22,505
Ondo	1,453	1,389	2,842	1,453	1,389	2,842
Osun	752	594	1,346	409	404	813
Oyo	16,571	16,890	33,461	12,238	11,794	24,032
Platea	1,747	1,123	2,870	1,341	873	2,214
Rivers	4,562	4,851	9,413	2,652	2,778	5,430
Sokoto	960	900	1,860	2,496	2,307	4,803
Taraba	1,265	408	1,673	801	259	1,060
Yobe	2,816	1,849	4,665	1,890	1,231	3,121
Zamfara	1,839	1,052	2,891	1,500	771	2,271
National	119,561	147,522	267,083	85,333	96,269	181,602

* = 2018 Data

Table 4.21: Number of Teachers in Public and Private Senior Secondary Schools by State and Gender: 2020/2021

State	Total Number of Teachers			Number of Qualified Teachers		
	Male	Female	Total	Male	Female	Total
Abia	3,680	4,835	8,515	2,846	3,989	6,835
Adamawa	8,347	3,452	11,799	5,213	1,357	6,570
Akwa Ibom	5,874	7,739	13,613	3,339	4,105	7,444
Anambra	3,658	9,163	12,821	1,919	6,345	8,264
Bauchi	7,966	3,402	11,368	4,347	1,832	6,179
Bayelsa	2,989	2,208	5,197	1,896	1,658	3,554
Benue	4,919	2,384	7,303	3,304	1,595	4,899
Borno	5,764	5,935	11,699	4,655	4,661	9,316
Cross Rivers	7,916	8,212	16,128	5,802	5,971	11,773
Delta	10,882	15,112	25,994	6,397	10,085	16,482
Ebonyi	7,436	6,856	14,292	6,706	6,147	12,853
Edo	1,142	1,775	2,917	805	1,252	2,057
Ekiti	2,702	3,087	5,789	2,008	2,500	4,508
Enugu	3,464	7,294	10,758	2,923	5,970	8,893
FCT	2,035	2,293	4,328	1,803	2,118	3,921
Gombe	5,245	3,205	8,450	3,739	2,289	6,028
Imo	3,271	4,518	7,789	3,114	4,339	7,453
Jigawa	2,467	287	2,754	1,967	168	2,135
Kaduna	5,111	3,695	8,806	3,431	2,436	5,867
Kano	4,815	1,402	6,217	4,165	1,103	5,268
Katsina	4,471	856	5,327	3,431	615	4,046
Kebbi	2,107	745	2,852	1,691	603	2,294
Kogi	4,557	2,742	7,299	3,047	2,014	5,061
Kwara	5,014	5,632	10,646	3,344	3,990	7,334
Lagos	19,362	49,405	68,767	12,956	29,297	42,253
Nasarawa	6,017	3,385	9,402	4,736	2,683	7,419
Niger	4,337	2,841	7,178	2,817	1,489	4,306
Ogun	20,006	20,945	40,951	14,075	16,364	30,439
Ondo	5,423	4,768	10,191	5,423	4,768	10,191
Osun	1,990	2,141	4,131	1,527	1,790	3,317
Oyo	22,373	22,772	45,145	17,680	17,232	34,912
Plateau	5,239	2,294	7,533	3,469	1,698	5,167
Rivers	8,765	9,055	17,820	5,105	4,945	10,050
Sokoto	2,904	1,470	4,374	4,381	2,866	7,247
Taraba	2,590	867	3,457	1,958	609	2,567
Yobe	4,779	2,765	7,544	3,208	1,938	5,146
Zamfara	3,683	1,569	5,252	3,161	1,259	4,420
National	223,300	231,106	454,406	162,388	164,080	326,468

4.4 Facilities

4.4.1 Number and Condition of Classrooms in Public and Private Senior Secondary Schools by State

Table 4.22 presents the statistics on number of classrooms in public, private and combined Senior Secondary Schools and their conditions, whether good or bad, by state.

Table 4.22: Number of Classrooms in Senior Secondary Schools by State, Sector and Condition: 2020/2021

State	Public			Private			Both		
	Good	Bad	Total	Good	Bad	Total	Good	Bad	Total
Abia	588	834	1,422	2,779	470	3,249	3,367	3,613	6,980
Adamawa	2,399	663	3,062	670	4	674	3,069	1,333	4,402
Akwa-Ibom	2,868	1,718	4,586	1,451	318	1,769	4,319	3,169	7,488
Anambra	3,154	184	3,338	7,582	166	7,748	10,736	7,766	18,502
Bauchi	1,908	621	2,529	4,707	239	4,946	6,615	5,328	11,943
Bayelsa	548	208	756	1,126	172	1,298	1,674	1,334	3,008
Benue	1,114	157	1,271	3,106	367	3,473	4,220	3,263	7,483
Borno	1,587	1,082	2,669	5,699		5,699	7,286	1,082	8,368
Cross River	2,838	323	3,161	3,260	397	3,657	6,098	3,583	9,681
Delta	4,509	2,237	6,746	6,577	209	6,786	11,086	8,814	19,900
Ebonyi	1,575	598	2,173	5,177	598	5,775	6,752	1,196	7,948
Edo	559	320	879	1,054	120	1,174	1,613	1,374	2,987
Ekiti	1,645	330	1,975	2,373	96	2,469	4,018	2,703	6,721
Enugu	770	14	784	1,804	17	1,821	2,574	1,818	4,392
FCT	1,079	396	1,475	963	18	981	2,042	1,359	3,401
Gombe	1,140	258	1,398	5,434	119	5,553	6,574	5,692	12,266
Imo	6,631	1,560	8,191	2,252	315	2,567	8,883	3,812	12,695
Jigawa	1,537	235	1,772	0	0	0	1,537	235	1,772
Kaduna	2,013	942	2,955	9,826	783	10,609	11,839	10,768	22,607
Kano	5,694	88	5,782	398	7	405	6,092	95	6,187
Katsina	3,058	119	3,177	1,760	74	1,834	4,818	1,879	6,697
Kebbi	2,343	79	2,422			0	2,343	79	2,422
Kogi	1,118	955	2,073	5,195	357	5,552	6,313	6,150	12,463
Kwara	2,324	174	2,498	3,287	42	3,329	5,611	3,461	9,072
Lagos	3,132	874	4,006	23,600	200	23,800	26,732	24,474	51,206
Nasarawa	1,223	371	1,594	1,500	132	1,632	2,723	1,871	4,594
Niger	1,388	172	1,560	104	15	119	1,492	276	1,768
Ogun	3,098	2,399	5,497	18,680	152	18,832	21,778	21,079	42,857
Ondo	2,554	1,386	3,940	3,052	316	3,368	5,606	1,702	7,308
Osun	2,714	1,176	3,890	1,172	142	1,314	3,886	1,318	5,204
Oyo	3,103	1,610	4,713	1,284	4,157	5,441	4,387	2,894	7,281
Plateau	1,628	404	2,032	632	34	666	2,260	1,036	3,296
Rivers	1,364	581	1,945	6,547	236	6,783	7,911	7,128	15,039
Sokoto	661	249	910	2,907	12	2,919	3,568	261	3,829
Taraba	1,380	66	1,446	4,033	47	4,080	5,413	4,099	9,512
Yobe	688	36	724	1,542	221	1,763	2,230	1,578	3,808
Zamfara	1,328	55	1,383	2,313	0	2,313	3,641	2,368	6,009
National	77,260	23,474	100,734	143,846	10,552	154,398	221,106	149,990	371,096

4.4.2 Number of Toilets in Public Senior Secondary Schools by State, Usage and Gender

Tables 4.23, 4.24 and 4.25 shows information on the number of toilets available for learners and teachers in public, private and combined Senior Secondary Schools respectively.

Table 4.23: Number of Toilets in Public Senior Secondary Schools by State, Usage and Gender: 2020/2021

State	Students			Teachers			Both		
	Male	Female	Total	Male	Female	Total	Male	Female	Total
Abia	243	246	489	250	251	501	493	497	990
Adamawa	492	341	833	816	379	1,195	1,308	720	2,028
Akwa Ibom	619	619	1,238	489	511	1,000	1,108	1,130	2,238
Anambra	880	1,072	1,952	253	411	664	1,133	1,483	2,616
Bauchi							0	0	0
Bayelsa	260	268	528	207	210	417	467	478	945
Benue	472	397	869	249	248	497	721	645	1,366
Borno	152	175	327	45	71	116	197	246	443
Cross Rivers	633	635	1,268	322	322	644	955	957	1,912
Delta	651	693	1,344	515	595	1,110	1,166	1,288	2,454
Ebonyi			0			0	0	0	0
Edo	88	60	148	48	54	102	136	114	250
Ekiti	149	187	336	139	144	283	288	331	619
Enugu	0	0	0	0	0	0	0	0	0
FCT	718	818	1,536	289	249	538	1,007	1,067	2,074
Gombe	329	346	675	171	121	292	500	467	967
Imo	254	21	275	299	299	598	553	320	873
Jigawa	667	866	1,533	567	0	567	1,234	866	2,100
Kaduna	424	448	872	33	27	60	457	475	932
Kano			0			0	0	0	0
Katsina	1,515	1,486	3,001	521	153	674	2,036	1,639	3,675
Kebbi	802	581	1,383	324	147	471	1,126	728	1,854
Kogi			0			0	0	0	0
Kwara	180	268	448	187	194	381	367	462	829
Lagos	1,611	1,734	3,345	911	980	1,891	2,522	2,714	5,236
Nasarawa	111	177	288	52	158	210	163	335	498
Niger	394	273	667	187	165	352	581	438	1,019
Ogun	564	592	1,156	330	343	673	894	935	1,829
Ondo			0			0	0	0	0
Osun			0			0	0	0	0
Oyo	554	589	1,143	440	460	900	994	1,049	2,043
Plateau	370	349	719	227	232	459	597	581	1,178
Rivers	330	282	612	163	195	358	493	477	970
Sokoto	0	0	0	0	0	0	0	0	0
Taraba	173	257	430	112	49	161	285	306	591
Yobe	187	177	364	66	10	76	253	187	440
Zamfara	320	234	554	137	103	240	457	337	794
National	14,142	14,191	28,333	8,349	7,081	15,430	22,491	21,272	43,763

Table 4.24: Number of Toilets in Private Senior Secondary Schools by State and Gender: 2020/2021

State	Students			Teachers			Both		
	Male	Female	Total	Male	Female	Total	Male	Female	Total
Abia	1,323	1,279	2,602	764	823	1,587	2,087	2,102	4,189
Adamawa	252	126	378	268	117	385	520	243	763
Akwa Ibom	872	965	1,837	475	478	953	1,347	1,443	2,790
Anambra	2,324	2,152	4,476	1,358	1,267	2,625	3,682	3,419	7,101
Bauchi			0			0	0	0	0
Bayelsa	298	290	588	159	195	354	457	485	942
Benue	1,211	1,097	2,308	744	720	1,464	1,955	1,817	3,772
Borno			0			0	0	0	0
Cross Rivers	805	805	1,610	804	804	1,608	1,609	1,609	3,218
Delta	1,668	1,524	3,192	1,131	1,205	2,336	2,799	2,729	5,528
Ebonyi			0			0	0	0	0
Edo	260	222	482	184	205	389	444	427	871
Ekiti	539	664	1,203	356	266	622	895	930	1,825
Enugu	0	0	0	0	0	0	0	0	0
FCT	367	526	893	155	177	332	522	703	1,225
Gombe	517	532	1,049	228	183	411	745	715	1,460
Imo	162	899	1,061	443	461	904	605	1,360	1,965
Jigawa	0	0	0	0	0	0	0	0	0
Kaduna	868	884	1,752	370	372	742	1,238	1,256	2,494
Kano			0			0	0	0	0
Katsina	658	697	1,355	300	221	521	958	918	1,876
Kebbi			0			0	0	0	0
Kogi	2	2	4	1	0	1	3	2	5
Kwara	692	718	1,410	301	304	605	993	1,022	2,015
Lagos			0			0	0	0	0
Nasarawa	313	314	627	188	188	376	501	502	1,003
Niger	531	596	1,127	251	257	508	782	853	1,635
Ogun	5,688	5,822	11,510	2,305	2,550	4,855	7,993	8,372	16,365
Ondo			0			0	0	0	0
Osun			0			0	0	0	0
Oyo	1,043	1,066	2,109	501	494	995	1,544	1,560	3,104
Platea	350	350	700	177	197	374	527	547	1,074
Rivers	1,960	1,965	3,925	865	1,119	1,984	2,825	3,084	5,909
Sokoto	0	0	0	0	0	0	0	0	0
Taraba	604	651	1,255	282	199	481	886	850	1,736
Yobe	86	15	101	107	2	109	193	17	210
Zamfara	607	582	1,189	551	260	811	1,158	842	2,000
National	24,000	24,743	48,743	13,268	13,064	26,332	37,268	37,807	75,075

Table 4.25: Number of Toilets in Public and Private Senior Secondary Schools by State and Gender: 2020/2021

State	Students			Teachers			Both		
	Male	Female	Total	Male	Female	Total	Male	Female	Total
Abia	1,566	1,525	3,091	1,014	1,074	2,088	2,580	2,599	5,179
Adamawa	744	467	1,211	1,084	496	1,580	1,828	963	2,791
Akwa Ibom	1,491	1,584	3,075	964	989	1,953	2,455	2,573	5,028
Anambra	3,204	3,224	6,428	1,611	1,678	3,289	4,815	4,902	9,717
Bauchi	0	0	0	0	0	0	0	0	0
Bayelsa	558	558	1,116	366	405	771	924	963	1,887
Benue	1,683	1,494	3,177	993	968	1,961	2,676	2,462	5,138
Borno	152	175	327	45	71	116	197	246	443
Cross Rivers	1,438	1,440	2,878	1,126	1,126	2,252	2,564	2,566	5,130
Delta	2,319	2,217	4,536	1,646	1,800	3,446	3,965	4,017	7,982
Ebonyi	0	0	0	0	0	0	0	0	0
Edo	348	282	630	232	259	491	580	541	1,121
Ekiti	688	851	1,539	495	410	905	1,183	1,261	2,444
Enugu	0	0	0	0	0	0	0	0	0
FCT	1,085	1,344	2,429	444	426	870	1,529	1,770	3,299
Gombe	846	878	1,724	399	304	703	1,245	1,182	2,427
Imo	416	920	1,336	742	760	1,502	1,158	1,680	2,838
Jigawa	667	866	1,533	567	0	567	1,234	866	2,100
Kaduna	1,292	1,332	2,624	403	399	802	1,695	1,731	3,426
Kano	0	0	0	0	0	0	0	0	0
Katsina	2,173	2,183	4,356	821	374	1,195	2,994	2,557	5,551
Kebbi	802	581	1,383	324	147	471	1,126	728	1,854
Kogi	2	2	4	1	0	1	3	2	5
Kwara	872	986	1,858	488	498	986	1,360	1,484	2,844
Lagos	1,611	1,734	3,345	911	980	1,891	2,522	2,714	5,236
Nasarawa	424	491	915	240	346	586	664	837	1,501
Niger	925	869	1,794	438	422	860	1,363	1,291	2,654
Ogun	6,252	6,414	12,666	2,635	2,893	5,528	8,887	9,307	18,194
Ondo	0	0	0	0	0	0	0	0	0
Osun	0	0	0	0	0	0	0	0	0
Oyo	1,597	1,655	3,252	941	954	1,895	2,538	2,609	5,147
Platea	720	699	1,419	404	429	833	1,124	1,128	2,252
Rivers	2,290	2,247	4,537	1,028	1,314	2,342	3,318	3,561	6,879
Sokoto	0	0	0	0	0	0	0	0	0
Taraba	777	908	1,685	394	248	642	1,171	1,156	2,327
Yobe	273	192	465	173	12	185	446	204	650
Zamfara	927	816	1,743	688	363	1,051	1,615	1,179	2,794
National	38,142	38,934	77,076	21,617	20,145	41,762	59,759	59,079	118,838

**CHAPTER FIVE
TERTIARY EDUCATION**

5.3 COLLEGES OF EDUCATION

5.3.1 Summary of Enrolment in Colleges of Education by Sex

The total national enrolment in Federal, State and Private Colleges of Education by Year and Sex: 2020/2021 is summarized on table 5.3 and represented graphically by fig. 5.3

Table 5.3.:

OWERSHIP/YEAR	2020/2021	
	MF	F
FEDERAL	124,832	57,750
STATE	86,594	37,088
PRIVATE	8,306	4,426
OTHER NCE AWARDING INSTITUTION	8,376	4,034
TOTAL	228,108	103,298

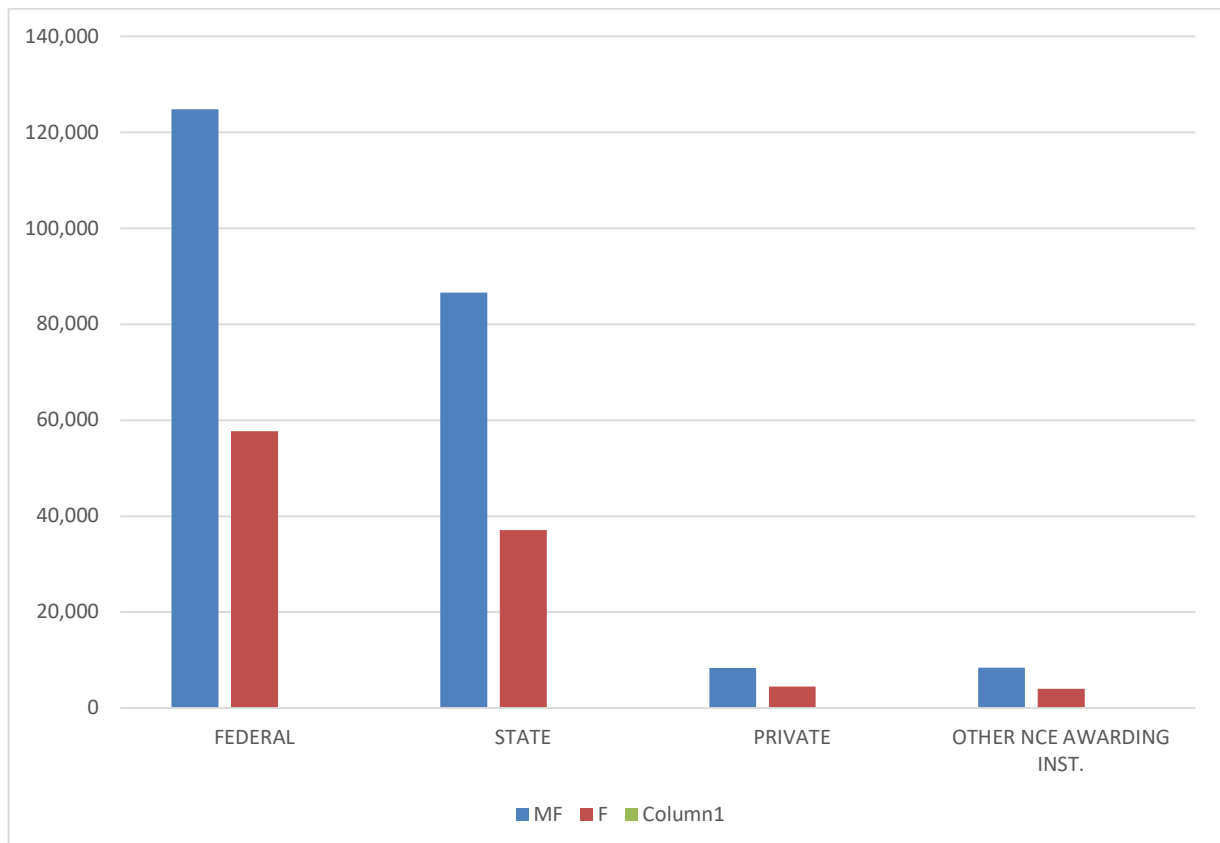


Figure 5.3: National Enrolment in Colleges of Education Ownership and Sex.

**Table 5.3.1: Federal Colleges of Education Enrolment by Institution, Level and Sex:
2020/2021**

S/NO	COLLEGE	NCE I		NCE II		NCE III		TOTAL	
		MF	F	MF	F	MF	F	MF	F
1	FCE ABEOKUTA	1,750	1,253	2,237	1,546	2,166	1,523	6,153	4,322
2	FCE (T) AKOKA	577	400	872	582	729	505	2,178	1,487
3	FCE (T) ASABA	86	74	204	162	231		521	236
4	FCE (T) BICHI	1,727	519	1,398	432	5,443	1,432	8,568	2,383
5	FCE EHA-AMUFU							-	-
6	FCE (T) GOMBE	2,595	856	3,466	1,263	2,199	708	8,260	2,827
7	FCE (T) GUSAU	605	605	864	864	778	778	2,247	2,247
8	FCE KANO	3,362	1,314	5,724	2,231	10,344	4,070	19,430	7,615
9	FCE KATSINA	3,901	1,380	6,447	1,505	5,774	1,453	16,122	4,338
10	FCE KONTAGORA	1,148	497	1,960	779	1,328	547	4,436	1,823
11	FCE OBUDU	992	487	1,030	522	881	418	2,903	1,427
12	FCE OKENE	930	639	851	576	1,115	817	2,896	2,032
13	FCE (T) OMOKU	108	66	85	52	83	48	276	166
14	ADEYEMI COE ONDO	998	668	1,186	826	1,826	1,245	4,010	2,739
15	FCE (SP) OYO	2,245	1,538	2,313	1,619	2,003	1,406	6,561	4,563
16	FCE PANKSHIN	2,266	1,254	3,636	1,784	2,136	1,060	8,038	4,098
17	FCE (T) POTISKUM	1,186	510	2,063	834	2,471	828	5,720	2,172
18	FCE (T) UMUNZE	204	165	415	343	605	510	1,224	1,018
19	FCE YOLA	2,821	1,706	2,011	1,210	1,496	868	6,328	3,784
20	FCE ZARIA	5,220	2,357	6,897	2,889	5,243	1,973	17,360	7,219
21	AICOE OWERRI	576	460	543	426	482	368	1,601	1,254
	TOTAL	33,297	16,748	44,202	20,445	47,333	20,557	124,832	57,750

Table 5.3.2: State Colleges of Education Enrolment by Institution, Level and Sex: 2020/2021

S/NO	COLLEGE	NCE I		NCE II		NCE III		TOTAL	
		MF	F	MF	F	MF	F	MF	F
1	COE AFAHA-NSIT	-						-	-
2	COE AGBOR							-	-
3	COE AKAMKPA	434	239	670	403	578	349	1,682	991
4	COE AKWANGA	3,875	1,649	7,142	2,857	6,008	2,607	17,025	7,113
5	KSCOE ANKPA							-	-
6	COE ARGUNGU							-	-
7	COE(T) AROCHUKWU							-	-
8	COE AZARE	1,872	635	2,392	649	2,021	637	6,285	1,921
9	UIECEST BAMA							-	-
10	COE BILLIRI	135	98	241	143	346	217	722	458
11	IK COE DUTSIN-MA							-	-
12	COE EKIADOLOR							-	-
13	ESCOE ENUGU	345	299	412	370	233	211	990	880
14	MOCOPEE EPE							-	-
15	COE GASHUA							-	-
16	COE GIDAN WAYA							-	-
17	COE GINDIRI	1,163	637	2,090	1,056	3,072	1,533	6,325	3,226
18	COE GUMEL							-	-
19	COE HONG							-	-
20	TASCE IJEBU - OMU	568	355	591	367	663	475	1,822	1,197
21	COE IKERE-EKITI							-	-
22	COE ILA-ORANGUN							-	-
23	COE ILESHA	576	417	674	434	915	691	2,165	1,542
24	ESCOE IKWO							-	-
25	COE ILORIN							-	-
26	COE IGUEBEN							-	-
27	IS COE.T. IHITTE UBOMA							-	-
28	COE (T) KABBA	180	100	219	99	271	139	670	338
29	COE KATSINA-ALA	510	208	956	366	3,403	1,473	4,869	2,047
30	COE KANGERE	1,100	337	1,736	409	1,937	556	4,773	1,302
31	SRCOE KUMBOTSO	4,254	1,296	5,107	1,921	3,395	1,125	12,756	4,342
32	COE (T) LAFIAGI	386	158	670	250	679	262	1,735	670
33	COE LANLATE, OYO STATE							-	-
34	KICOE MAIDUGURI							-	-
35	MOGOLIS MAIDUGURI							-	-
36	COE MARU	575	97	754	117	1,945	286	3,274	500
37	COE MINNA							-	-
38	COPE MOSOGAR							-	-
39	NOCOE NSUGBE	283	255	304	258	376	294	963	807
40	COE OJU	371	173	946	407	629	277	1,946	857
41	COE ORO	466	308	608	404	865	505	1,939	1,217

42	AOCOE OTO-IJANIKIN							-	-
43	KACEPS, KANO							-	-
44	EACOE OYO	1,344	842	1,024	611	877	479	3,245	1,932
45	BSCOE SAGBAMA							-	-
46	SSCOE SOKOTO	1,361	418	2,449	637	3,012	698	6,822	1,753
47	COE WAKA-BIU							-	-
48	COE WARRI	271	204	378	276	351	278	1,000	758
49	COE ZING							-	-
50	FCT COE ZUBA	1,912	1,133	1,970	1,071	1,704	1,033	5,586	3,237
	TOTAL	21,981	9,858	31,333	13,105	33,280	14,125	86,594	37,088

Table 5.3.3: Private Colleges of Education Enrolment by Institution, Level and Sex: 2020/2021

S/NO	COLLEGE	NCE I		NCE II		NCE III		TOTAL	
		MF	F	MF	F	MF	F	MF	F
1	ROYAL COE, IKEJA	-						-	-
2	PEACOCK COE JALINGO	83	56	99	68	100	66	282	190
3	COE, ILEMONA, OFFA							-	-
4	ISLAMIC COE, POTISKUM							-	-
5	IMAM SAIDU COE FUNTUA							-	-
6	AMEER SHEHU IDRIS ADVANCE COE, KADUNA							-	-
7	SUNNAH COE, BAUCHI							-	-
8	GBOKO COE GBOKO							-	-
9	PIAGET COE ABEOKUTA							-	-
10	ELIZABETH MEMORIAL COE NSUKA							-	-
11	ULI COE, IHALA, ANAMBRA STATE	60	53	15	10	25	17	100	80
12	ABUBAKAR GARBA COE, ZADAGA							-	-
13	ADESINA COE, SHARE	726	294	697	284	796	269	2,219	847
14	LIFE GATE COE, ASA KWARA STATE							-	-
15	MOJE COE, ERINLE							-	-
16	BIGA COE, NASSARAWA							-	-
17	NOSAKHARE COE, BENI	47	33					47	33
18	ST. PAUL COE, NNEWI							-	-
19	DIAMON COE, ABA							-	-
20	UCOE AUKPA ADOKA							-	-
21	YCCOE AYETORO	140	65	89	40	116	65	345	170
22	ST. AUG. COE LAGOS	12	9	12	10	8	7	32	26
23	HAVARD WILSON COE ABA							-	-
24	AFRICAN CHURCH COE AGEGE	4	4	2	2	11	7	17	13
25	ONIT COE ABAGANA	230	163	241	178	255	198	726	539
26	IPERE COE, AGYRAGU	128	44	206	86	245	95	579	225
27	APA COE AIDOGODO							-	-
28	AICOE ANKPA							-	-
29	HILL COE AKWANGA							-	-
30	AGZ CO, BAJOGA							-	-
31	BAYO TIJANI COE EGAN LAGOS							-	-
32	ALL STATES COE ERO							-	-
33	ATCI ENUGU	37	27	54	34	125	87	216	148

34	IOECU COE ENUGU							-	-
35	OSISA TECH ENUGU	40	12	34	19	45	29	119	60
36	ANGEL CROWN COE G/ DAYA	2	2	3	3			5	5
37	CRESTFIELD COE, ERIN OSUN							-	-
38	DELAR COE IBADAN							-	-
39	MUFUTAU LANIHUN COE IBADAN	125	84	143	98	155	102	423	284
40	CORONA COE, LEKKI	5	4	11	9	11	11	27	24
41	BETHEL COE, IJARE, ONDO							-	-
42	STEADY FLOW COE, IKOM							-	-
43	MUHYIDEEN COE ILORIN							-	-
44	EEICOE, OTURKPO							-	-
45	SANAI COE & ENT. STUDIES, GBOKO							-	-
46	COE DARAZO							-	-
47	BILYAMINU OTHMAN COE, DASS							-	-
48	ILORI COE EDE							-	-
49	OSWALD WALLER COE, LIFIDI							-	-
50	MCF COE AGBARHA-OTOR, DELTA STATE	2	2	16	11	30	22	48	35
51	PEACELAND COE, ENUGU	30	27					30	27
52	CORNER STONE COE, LAGOS							-	-
53	KINGSLEY COE ILORIN							-	-
54	NANA AISHAT COE ILORIN	213	108	245	126	295	170	753	404
55	ANSAR-UD-DEEN COE ISOLO	16	7	18	8			34	15
56	ROYAL CITY COE IYESI							-	-
57	TOP MOST COE IKPAJA AGBADO							-	-
58	COE LESSEL, GBOKO							-	-
59	CITY COE MARARABA GURKU							-	-
60	COE MORO							-	-
61	CALVIN F. COE NAKA	139	48	232	80	303	108	674	236
62	COE NSUKKA	70	56	92	84	83	70	245	210
63	ASSANUSIYA COE, ODEOMU	86	51	122	77	51	28	259	156
64	BEST LEGACY COE, OGBOMOSO							-	-
65	OYAMA MCOE OFAT							-	-
66	KWARARAFI COE, OTUKPO	58	32	113	80	40		211	112
67	ASICAS, ZARIA							-	-
68	GLOBAL COE BURUKU							-	-
69	UPLAND COE BADAGRY							-	-
70	ECWA COE IGBAJA							-	-
71	PAN AFRICAN COE IKOM							-	-
72	ECWA COE JOS							-	-
73	AWORI DISTRICT COE SANGO OTTA							-	-
74	MURITADHA COE, OLODO							-	-
75	HAMZAINAB COE, OSHOGBO							-	-
76	YBU COE DAURA							-	-
77	DANYAYA COE, NINGI	107	75	166	118			273	193
78	ST. FRANCIS OF ASSIS COE, ZARIA	36	20					36	20
79	GRAND-PLUS COE, OFFA	606	374					606	374
	TOTAL	3,002	1,650	2,610	1,425	2,694	1,351	8,306	4,426

Table 5.3.4: Other NCE Awarding Institutions Enrolment by Level and Sex: 2020/2021

S/NO	COLLEGE	NCE I		NCE II		NCE III		TOTAL	
		MF	F	MF	F	MF	F	MF	F
1	BIA&IS BAUCHI	-						-	-
2	JCA&IE GOMBE							-	-
3	KANO STATE COLLEGE OF ARTS, SC.&REM. ST							-	-
4	AMINU KANO CI & LEGAL ST. KANO	1,419	765	1,197	685	894	401	3,510	1,851
5	ANNUR IIE KANO	850	476	801	425	1,311	599	2,962	1,500
6	AD RUFAI CI & LEGAL ST. MISAU	484	182	511	157	235	108	1,230	447
7	JIGAWA STATE COL & IS RINGIM							-	-
8	ATA POLYTECHNIC, BAUCHI							-	-
9	PLATEAU STATE POLY B/LADI							-	-
10	WUF POLY. B/KEBBI	139	48	232	80	303	108	674	236
11	THE POLYTECHNIC, IREE							-	-
12	KADUNA POLYTECHNIC							-	-
13	KANO STATE POLYTECHNIC, KANO							-	-
14	HUK POLY KATSINA							-	-
15	RAMAT POLYTECHNIC							-	-
16	NUHU BAMALI POLY, ZARIA							-	-
17	NASE ILORIN							-	-
	TOTAL	2,892	1,471	2,741	1,347	2,743	1,216	8,376	4,034

Table 5.3.5: Federal Colleges of Education Graduate Output by Institution, School and Sex: 2020/2021

S/NO	COLLEGE	ARTS AND SOCIAL SCIENCES		LANGUAGES		SCIENCES		VOCATIONAL AND TECHNICAL EDUCATION		EDUCATION		TOTAL	
		MF	F	MF	F	MF	F	MF	F	MF	F	MF	F
1	FCE ABEOKUTA	286	185	225	170	299	226	307	237	361	289	1,478	1,107
2	FCE (T) AKOKA											-	-
3	FCE (T) ASABA	63	54	5		61	51	11	9	55	49	195	163
4	FCE (T) BICHI					728	229	2,470	541	233	54	3,431	824
5	FCE EHA-AMUFU											-	-
6	FCE (T) GOMBE					222	92	41	13	249	120	512	225
7	FCE (T) GUSAU	111	111	151	151	188	188	123	123	143	143	716	716
8	FCE KANO											-	-
9	FCE KATSINA	840	120	479	120	1,666	433	195	82	244	48	3,424	803
10	FCE KONTAGORA	246	84	66	49	287	140	165	93	39	17	803	383
11	FCE OBUDU	281	140	80	59	134	64	73	38	64	41	632	342
12	FCE OKENE	292	220	17	14	242	177	192	129	87	66	830	606
13	FCE (T) OMOKU	39	22	11	9	28	12	68	39	10	8	156	90
14	ADEYEMI COE ONDO											-	-
15	FCE (SP) OYO											-	-
16	FCE PANKSHIN											-	-
17	FCE (T) POTISKUM	189	37	135	2	612	229	337	103	362	151	1,635	522
18	FCE (T) UMUNZE			96	9	123	115	178	144	116	109	513	377
19	FCE YOLA	589	331	293	138	121	48	379	194	218	59	1,600	770
20	FCE ZARIA	972	298	573	216	1,806	710	285	140	264	134	3,900	1,498
21	AICOE OWERRI	169	130	65	61	177	140	13	9	43	32	467	372
	TOTAL	4,077	1,732	2,196	998	6,694	2,854	4,837	1,894	2,488	1,320	20,292	8,798

Table 5.3.6: State Colleges of Education Graduate Output by Institution, School and Sex: 2020/2021

S/NO	COLLEGE	ARTS AND SOCIAL SCIENCES		LANGUAGES		SCIENCES		VOCATIONAL AND TECHNICAL EDUCATION		EDUCATION		TOTAL	
		MF	F	MF	F	MF	F	MF	F	MF	F	MF	F
1	COE AFAHA-NSIT	-										-	-
2	COE AGBOR											-	-
3	COE AKAMKPA											-	-
4	COE AKWANGA											-	-
5	KSCOE ANKPA											-	-
6	COE ARGUNGU											-	-
7	COE(T) AROCHUKWU											-	-
8	COE AZARE	265	52	79	19	286	63	50	9	36	20	716	163
9	UIECEST BAMA											-	-
10	COE BILLIRI	26	16	7	5	11	7			64	37	108	65
11	IK COE DUTSIN-MA											-	-
12	COE EKIADOLOR											-	-
13	ESCOE ENUGU											-	-
14	MOCOPED EPE											-	-
15	COE GASHUA											-	-
16	COE GIDAN WAYA											-	-
17	COE GINDIRI											-	-
18	COE GUMEL											-	-
19	COE HONG											-	-
20	TASCE IJEBU - OMU	230	126	67	46	90	68	116	73	32	27	535	340
21	COE IKERE-EKITI											-	-
22	COE ILA-ORANGUN											-	-
23	COE ILESHA											-	-
24	ESCOE IKWO											-	-
25	COE ILORIN											-	-
26	COE IGUEBEN											-	-
27	IS COE.T. IHITTE UBOMA											-	-
28	COE (T) KABBA					55	22	75	35			130	57
29	COE KATSINA-ALA											-	-
30	COE KANGERE											-	-
31	SRCOE KUMBOTSO	1,916	905	625	301	856	285			396	154	3,793	1,645
32	COE (T) LAFIAGI					151	50	455	115			606	165
33	COE LANLATE, OYO STATE											-	-
34	KICOE MAIDUGURI											-	-
35	MOGOLIS MAIDUGURI											-	-

36	COE MARU	60	7	32	6	119	22	30	1	130	29	371	65
37	COE MINNA											-	-
38	COPE MOSOGAR											-	-
39	NOCOE NSUGBE	379	317	136	122	196	159	96	79	81	77	888	754
40	COE OJU											-	-
41	COE ORO	212	135	136	89	115	66	142	68	170	101	775	459
42	AOCOE OTO-IJANIKIN											-	-
43	KACEPS, KANO											-	-
44	EACOE OYO	211	122	158	72	238	137	216	98	83	61	906	490
45	BSCOE SAGBAMA											-	-
46	SSCOE SOKOTO											-	-
47	COE WAKA-BIU											-	-
48	COE WARRI	146	70	99	43	97	45	150	81	52	20	544	259
49	COE ZING											-	-
50	FCT COE ZUBA	403	222	134	99	250	150	170	85	439	275	1,396	831
	TOTAL	3,848	1,972	1,473	802	2,464	1,074	1,500	644	1,483	801	10,768	5,293

Table 5.3.7: Private Colleges of Education Graduate Output by Institution, School and Sex: 2020/2021

S/N O	COLLEGE	ARTS AND SOCIAL SCIENCES		LANGUAGES		SCIENCES		VOCATIONAL AND TECHNICAL EDUCATION		EDUCATION		TOTAL	
		MF	F	MF	F	MF	F	MF	F	MF	F	MF	F
1	COE, ILEMONA, OFFA	0										0	0
2	ROYAL COE, IKEJA											0	0
3	PEACOCK COE JALINGO											0	0
4	ISLAMIC COE, POTISKUM											0	0
5	IMAM SAIDU COE FUNTUA											0	0
6	AMEER SHEHU IDRIS ADVANCE COE, KADUNA											0	0
7	SUNNAH COE, BAUCHI											0	0
8	GBOKO COE GBOKO											0	0
9	PIAGET COE ABEOKUTA											0	0
10	ELIZABETH MEMORIAL COE NSUKA											0	0
11	ULI COE, IHALA, ANAMBRA STATE											0	0
12	ABUBAKAR GARBA COE, ZADAGA											0	0
13	ADESINA COE, SHARE											0	0
14	LIFE GATE COE, ASA KWARA STATE											0	0
15	MOJE COE, ERINLE											0	0
16	BIGA COE, NASSARAWA											0	0
17	DIAMON COE, ABA											0	0
18	UCOE AUKPA ADOKA											0	0
19	YCCOE AYETORO	96	56	102	47	72	37	75	30			345	170
20	ST. AUG. COE LAGOS	2	2	3	3			2	2			7	7
21	HAVARD WILSON COE ABA											0	0
22	AFRICAN CHURCH COE AGEGE	7	4	2	1	2	2					11	7
23	ONIT COE ABAGANA											0	0
24	IPERE COE, AGYRAGU											0	0
25	APA COE AIDOGODO											0	0
26	AICOE ANKPA											0	0
27	HILL COE AKWANGA											0	0
28	AGZ COE, BAJOGA											0	0
29	BAYO TIJANI COE EGAN LAGOS											0	0
30	ALL STATES COE ERO											0	0
31	ATCI ENUGU	14	11	10	8	8	6			2	1	34	26
32	IOECU COE ENUGU											0	0
33	OSISA TECH ENUGU											0	0
34	ANGEL CROWN COE G/ DAYA			3	3			2	2			5	5

35	CRESTFIELD COE, ERIN OSUN											0	0
36	DELAR COE IBADAN											0	0
37	MUFUTAU LANIHUN COE IBADAN	41	26	46	35	28	16	29	17	1	1	145	95
38	CORONA COE, LEKKI									2	2	2	2
39	BETHEL COE, IJARE, ONDO											0	0
40	STEADY FLOW COE, IKOM											0	0
41	MUHYIDEEN COE ILORIN											0	0
42	EEICOE, OTURKPO											0	0
43	SANAI COE & ENT. STUDIES, GBOKO											0	0
44	COE DARAZO											0	0
45	BILYAMINU OTHMAN COE, DASS											0	0
46	ILORI COE EDE											0	0
47	OSWALD WALLER COE, LIFIDI											0	0
48	MCF COE AGBARHA-OTOR, DELTA STATE	17	14	17	14	10	6					44	34
49	PEACELAND COE, ENUGU											0	0
50	CORNER STONE COE, LAGOS											0	0
51	KINGSLEY COE ILORIN											0	0
52	NANA AISHAT COE ILORIN	98	46	48	27	70	22	93	30	19	6	328	131
53	ANSAR-UD-DEEN COE ISOLO											0	0
54	ROYAL CITY COE IYESI											0	0
55	TOP MOST COE IKPAJA AGBADO											0	0
56	COE LESSEL, GBOKO											0	0
57	CITY COE MARARABA GURKU											0	0
58	COE MORO											0	0
59	CALVIN F. COE NAKA	135	35	34	8	19	7	45	15	19	9	252	74
60	COE NSUKKA											0	0
61	ASSANUSIYA COE, ODEOMU	19	12	8	2	18	13	4	2	3	3	52	32
62	BEST LEGACY COE, OGBOMOSO											0	0
63	OYAMA MCOE OFAT											0	0
64	KWARARAFI COE, OTUKPO	27	11	12	5	7	2	8	4			54	22
65	ASICAS, ZARIA											0	0
66	GLOBAL COE BURUKU											0	0
67	UPLAND COE BADAGRY											0	0
68	ECWA COE IGBAJA											0	0
69	PAN AFRICAN COE IKOM											0	0
70	ECWA COE JOS											0	0
71	AWORI DISTRICT COE SANGO OTTA											0	0
72	MURITADHA COE, OLODO											0	0
73	HAMZAINAB COE, OSHOGBO											0	0
	TOTAL	456	217	285	153	234	111	258	102	46	22	1,279	605

Table 5.3.8: Other NCE Awarding Institutions Graduate Output by Institution, School and Sex: 2020/2021

S/NO	COLLEGE	ARTS AND SOCIAL SCIENCES		LANGUAGES		SCIENCES		VOCATIONAL AND TECHNICAL EDUCATION		EDUCATION		TOTAL	
		MF	F	MF	F	MF	F	MF	F	MF	F	MF	F
1	NASE ILORIN	0										-	-
2	YBU COE DAURA									345	170	345	170
3	BIA&IS BAUCHI											-	-
4	JCA&IE GOMBE											-	-
5	KANO STATE COLLEGE OF ARTS, SC.&REM. ST											-	-
6	AMINU KANO CI & LEGAL ST. KANO	1041	417	896	422					227	110	2,164	949
7	ANNUR IIE KANO	706	342	559	241	20	10					1,285	593
8	AD RUFAL CI & LEGAL ST. MISAU											-	-
9	JIGAWA STATE COL & IS RINGIM											-	-
10	ATA POLYTECHNIC, BAUCHI											-	-
11	PLATEAU STATE POLY B/LADI											-	-
12	WUF POLY. B/KEBBI							123	78			123	78
13	THE POLYTECHNIC, IREE											-	-
14	KADUNA POLYTECHNIC											-	-
15	KANO STATE POLYTECHNIC, KANO											-	-
16	HUK POLY KATSINA							20	1			20	1
17	RAMAT POLYTECHNIC											-	-
18	NUHU BAMALI POLY, ZARIA											-	-
	TOTAL	1,747	759	1,455	663	20	10	143	79	572	280	3,937	1,791

Table: 5.3.9: Federal Colleges of Education Academic Staff Qualification by Institution and Sex: 2020/2021

S/N	COLLEGE	HND		HND+PGDE		BA/BSC		BA/BSC+PGDE		BA/BED		BED		MA/MSC		MSC/MSC. ED		M.ED		PHD		OTHERS		TOTAL	
		MF	F	MF	F	MF	F	MF	F	MF	F	MF	F	MF	F	MF	F	MF	F	MF	F	MF	F	MF	F
1	FCE ABEOKUTA			97	42	34	21			57	22	26	14	41	20	29	11	24	12					308	142
2	FCE (T) AKOKA																					240	104	240	104
3	FCE (T) ASABA																							0	0
4	FCE (T) BICHI			43	5	87	25			31	9	236	54	61	10	68	14	41	6	33	5			600	128
5	FCE EHA-AMUFU	6	2	2	2	89	32			39	16	43	20	64	30	23	6	64	41	29	8			359	157
6	FCE (T) GOMBE																					444	154	444	154
7	FCE (T) GUSAU	2		9	4	12	6			60	22	29	14	20	2	37	9	41	16	34	2			244	75
8	FCE KANO					96	47			70	32	111	49	74	30	70	27	72	26	67	22			560	233
9	FCE KATSINA			2				129	25			70	8	41	9	55	13	28	10	49	7			374	72
10	FCE KONTAGORA			3		4	2	57	13			22	8	1		107	21	40	14	27	8			261	66
11	FCE OBUDU	3	1	3	2	29	7			40	7	25	7	53	14	36	12	73	22	40	7	21	3	323	82
12	FCE OKENE			4	1	76	26			86	23	50	32	129	33	3	1	58	20	46	12	10	4	462	152
13	FCE (T) OMOKU	1	1	4	2	56	18			38	11	36	22	106	23	28	16	62	26	77	20	11	3	419	142
14	ADEYEMI COE ONDO	1		1		17	5			31	13	13	7	159	49	5	3	74	36	167	54			468	167
15	FCE (SP) OYO	3		4		38	8			58	26	51	18	127	40	2		152	65	68	24			503	181
16	FCE PANKSHIN																					436	141	436	141
17	FCE (T) POTISKUM	2	1	5	2	18	6			51	9	26	6	55	10	23	9	36	3	18	2	15	2	249	50
18	FCE (T) UMUNZE			3		124	48	15		22	18	95	45	18	15	98	62	65	33	14	14			454	235
19	FCE YOLA					141	39			37	10	30	12	43	12	22	7	41	19	25	4	43	15	382	118
20	FCE ZARIA			5	2	144	52			146	73	132	57	152	55	80	23	158	76	96		54	34	967	372
21	AICOE OWERRI	4	2			72	32			52	22	7	4	245	116	22	16	127	74	181	96	32	27	742	389
	TOTAL	22	7	185	62	1037	374	201	38	818	313	1,002	377	1,389	468	708	250	1,156	499	971	285	1,306	487	8,795	3,160

Table: 5.3.10: State Colleges of Education Academic Staff Qualification by Institution and Sex: 2020/2021

S/N	COLLEGE	HND		HND+PGDE		BA/BSC		BA/BSC+PGDE		BA/BED		BED		MA/MSC		MSC/MSC. ED		M.ED		PHD		OTHERS		TOTAL		
		MF	F	MF	F	MF	F	MF	F	MF	F	MF	F	MF	F	MF	F	MF	F	MF	F	MF	F	MF	F	
1	COE AFAHA-NSIT																							0	0	
2	COE AGBOR																							0	0	
3	COE AKAMKPA			5		47	7			4		15	5	45	12	20	7			39	7			175	38	
4	COE AKWANGA	7	3							53	11					121	39			35	6			216	59	
5	COE ANKPA																							0	0	
6	COE ARGUNGU																							0	0	
7	COE(T) AROCHUKWU																							0	0	
8	COE AZARE	5	1	9	5	102	11			93	13	49	10	119	12	25	1	57	15	43	2	49	11	551	81	
9	UIECEST BAMA																							0	0	
10	COE BILLIRI					34	8			27	10	8	6	15		3		15	6	2				104	30	
11	IK COE DUTSIN-MA																							0	0	
12	COE EKIADOLOR																							0	0	
13	ESCOE ENUGU			6	3	12	4			12	7	16	10	9	4	4	3	12	8	8	2			79	41	
14	MOCOPED EPE																							0	0	
15	COE GASHUA																							0	0	
16	COE GIDAN WAYA																							0	0	
17	COE GINDIRI	8	3	1		30	4			42	12	16	6	39	5	11	1	30	13	12	4			189	48	
18	COE GUMEL																							0	0	
19	COE HONG																							0	0	
20	TASCE IJEBU - OMU			1		25	6			8	4	37	10	54	16	22	11	29	12					176	59	
21	COE IKERE-EKITI																							0	0	
22	COE ILA-ORANGUN																							0	0	
23	COE ILESHA																							0	0	
24	ESCOE IKWO																							0	0	
25	COE ILORIN																							0	0	
26	COE IGUEBEN																							0	0	
27	COE (T) KABBA					32	9			17	2	10	2	12	3	1	1	9	2	2				83	19	
28	COE KATSINA-ALA																						273	60	273	60
29	COE KANGERE					5				51	10	54	8	16	4	12	3	9	4	4	1			151	30	
30	SRCOE KUMBOTSO	13	4	16	4	146	52			90	27	27	11	95	32	114	24	72	26	39	7	16	4	628	191	
31	COE (T) LAFIAGI	1		1						22	1	5		11	1	17		24	3	11	3	7		99	8	
32	COE LANLATE, OYO STATE																							0	0	
33	KICOE MAIDUGURI																							0	0	
34	MOGOLIS MAIDUGURI																							0	0	
35	COE MARU									107	3	28	3	19	1	61	5			19	1			234	13	
36	COE MINNA																							0	0	

37	COPE MOSOGAR																						0	0	
38	NOCOE NSUGBE				31	16			21	11	1		99	52	36	23	35	26	52	33			275	161	
39	COE OJU																						0	0	
40	COE ORO	12	2	32	11	28	6		1	1	11	1	28	3	27	6	22	2					161	32	
41	AOCOE OTO-IJANIKIN																						0	0	
42	KACEPS, KANO																						0	0	
43	IS COET. IHITTE UBOMA																						0	0	
44	EACOE OYO																				283	106	283	106	
45	BSCOE SAGBAMA																						0	0	
46	SSCOE SOKOTO			3	1	130	7	186	9		86	8	198		65	2	1	201	82	7	115	3	866	238	
47	COE WAKA-BIU																						0	0	
48	COE WARRI				18	8			9	1			68	29	60	21	13	9	17	7	13	3	198	78	
49	COE ZING																						0	0	
50	FCT COE ZUBA																					212	84	212	84
	TOTAL	46	13	74	24	640	138	186	9	557	113	363	80	827	174	599	147	328	327	365	80	968	271	4,953	1,376

Table: 5.3.11: Private Colleges of Education Academic Staff Qualification by Institution and Sex: 2020/2021

S/N	COLLEGE	HND		HND+PGDE		BA/BSC		BA/BSC+PGDE		BA/BED		BED		MA/MSC		MSC/MSC. ED		M.ED		PHD		OTHERS		TOTAL		
		MF	F	MF	F	MF	F	MF	F	MF	F	MF	F	MF	F	MF	F	MF	F	MF	F	MF	F	MF	F	
1	COE, ILEMONA, OFFA																							0	0	
2	ROYAL COE, IKEJA																							0	0	
3	PEACOCK COE JALINGO																							0	0	
4	GBOKO COE GBOKO																							0	0	
5	PIAGET COE ABEOKUTA																							0	0	
6	ELIZABETH MEMORIAL COE NSUKA																							0	0	
7	ULI, COE, IHALA									16	7	15	7	11	7	9	5	11	5	2	1			64	32	
8	ABUBAKAR GARBA COE, ZADAGA																							0	0	
9	ADESINA COE, SHARE																					40	4	40	4	
10	LIFE GATE COE, ASA KWARA STATE																							0	0	
11	MOJE COE, ERINLE																							0	0	
12	GRAND-PLUS COE, OFFA	2		4	1	14	5			9	3			13	3	7	1	1	1	5	1	1		56	15	
13	ST. PAUL COE, NNEWI																						71	25	71	25
14	NOSAKHARE COE, BENIN																						18	6	18	6
15	ST. FRANCIS OF ASSIS COE ZARIA																						41	21	41	21
16	BIGA COE, NASSARAWA																							0	0	
17	ISLAMIC COE, POTISKUM																							0	0	
18	IMAM SAIDU COE FUNTUA																							0	0	
19	AMEER SHEHU IDRIS ADVANCE COE, KADUNA																							0	0	
20	SUNNAH COE, BAUCHI																							0	0	
21	DIAMON COE, ABA																							0	0	
22	UCOE AUKPA ADOKA																							0	0	
23	YCCOE AYETORO					6	4			12	8	4	4			4	2	9	4	5	5			40	27	
24	ST. AUG. COE LAGOS			1						6	2	7	3	5	2	5	2	5	3	4	3			33	15	
25	HAVARD WILSON COE ABA																							0	0	
26	AFRICAN CHURCH COE AGEGE			2						16	2			14	7	7	4	5	2	1				45	15	

27	ONIT COE ABAGANA																			84	32	84	32				
28	IPERE COE, AGYRAGU			12		83	12						2							2			99	12			
29	APA COE AIDOGODO																				79	28	79	28			
30	AICOE ANKPA																						0	0			
31	HILL COE AKWANGA																						0	0			
32	AGZ CO, BAJOGA																						0	0			
33	BAYO TIJANI COE EGAN LAGOS																						0	0			
34	ALL STATES COE ERO																						0	0			
35	ATCI ENUGU																				105	47	105	47			
36	IOECU COE ENUGU																						0	0			
37	OSISA TECH ENUGU					7	3			2	1	2	1	16	3			6	2	2		2	2	37	12		
38	ANGEL CROWN COE G/ DAYA	1				4		18	3	4	2			2										29	5		
39	CRESTFIELD COE, ERIN OSUN																							0	0		
40	DELAR COE IBADAN																							0	0		
41	MUFUTAU LANIHUN COE IBADAN					11	1			1		21	3			5		31	9	1		18	3	88	16		
42	CORONA COE, LEKKI																					21	8	21	8		
43	BETHEL COE, IJARE, ONDO																							0	0		
44	STEADY FLOW COE, IKOM																							0	0		
45	MUHYIDEEN COE ILORIN																							0	0		
46	EEICOE, OTURKPO																							0	0		
47	SANAI COE & ENT. STUDIES, GBOKO																							0	0		
48	COE DARAZO																							0	0		
49	BILYAMINU OTHMAN COE, DASS																							0	0		
50	ILORI COE EDE																							0	0		
51	OSWALD WALLER COE, LIFIDI																							0	0		
52	MCF COE AGBARHA-OTOR, DELTA STATE																							24	6	24	6
53	PEACELAND COE, ENUGU																								0	0	
54	CORNER STONE COE, LAGOS																								0	0	
55	KINGSLEY COE ILORIN																								0	0	

56	NANA AISHAT COE ILORIN																				49	11	49	11	
57	ANSAR-UD-DEEN COE ISOLO									3					27	2	14	3	3	1	5		52	6	
58	ROYAL CITY COE IYESI																						0	0	
59	TOP MOST COE IKPAJA AGBADO																						0	0	
60	COE LESSEL, GBOKO																						0	0	
61	CITY COE MARARABA GURKU																						0	0	
62	COE MORO																						0	0	
63	CALVIN F. COE NAKA					41	4			9				11	3			6	1	5			72	8	
64	COE NSUKKA											26	14					29	14	15	9		70	37	
65	ASSANUSIYA COE, ODEOMU			1		16	1			9	4	6	3	2	1	18	2	2		3			57	11	
66	BEST LEGACY COE, OGBOMOSO																						0	0	
67	OYAMA MCOE OFAT																						0	0	
68	KWARARAFI COE, OTUKPO			2		10	1			8	1			4									24	2	
69	ASICAS, ZARIA																						0	0	
70	GLOBAL COE BURUKU																						0	0	
71	UPLAND COE BADAGRY																						0	0	
72	ECWA COE IGBAJA																						0	0	
73	PAN AFRICAN COE IKOM																						0	0	
74	ECWA COE JOS																						0	0	
75	AWORI DISTRICT COE SANGO OTTA																						0	0	
76	MURITADHA COE, OLODO																						0	0	
77	HAMZAINAB COE, OSHOGBO																						0	0	
78	YBU COE DAURA																						0	0	
	TOTAL	3	0	22	1	192	31	18	3	92	30	84	35	80	26	82	18	119	44	48	20	558	193	1,298	401

Table: 5.3.12: Other NCE Awarding Institutions Academic Staff Qualification by Institution and Sex: 2020/2021

S/N	COLLEGE	HND		HND+PGD E		BA/BSC		BA/BSC+PGDE		BA/BED		BED		MA/MSC		MSC/MSC. ED		M.ED		PHD		OTHERS		TOTAL		
		MF	F	MF	F	MF	F	MF	F	MF	F	MF	F	MF	F	MF	F	MF	F	MF	F	MF	F	MF	F	
		1	NASE ILORIN	0	0	0	0	0	0	0	0	0	0	0	0	0	0	0	0	0	0	0	0	0	0	0
2	BIA&IS BAUCHI						0																		0	0
3	JCA&IE GOMBE																								0	0
4	KANO STATE COLLEGE OF ARTS, SC.&REM. ST																								0	0
5	AMINU KANO CI & LEGAL ST. KANO					39	4	60	20	41	13	34	10	43	18	41	20	16	1						274	86
6	ANNUR IIE KANO									42	15	33	10	5	1	14	2	29	6	16	3				139	37
7	AD RUFAI CI & LEGAL ST. MISAU																								0	0
8	JIGAWA STATE COL & IS RINGIM																								0	0
9	ATA POLYTECHNIC, BAUCHI																								0	0
10	PLATEAU STATE POLY B/LADI																								0	0
11	WUF POLY. B/KEBBI			6						8	1	12				16	3	4		5	1				51	5
12	THE POLYTECHNIC, IREE																								0	0
13	KADUNA POLYTECHNIC																								0	0
14	KANO STATE POLYTECHNIC, KANO																								0	0
15	HUK POLY KATSINA																								0	0
16	RAMAT POLYTECHNIC																								0	0
17	NUHU BAMALI POLY, ZARIA																								0	0
	TOTAL	0	0	6	0	39	4	60	20	91	29	79	20	48	19	71	25	49	7	21	4	0	0	464	128	

Table: 5.3.13: Federal Colleges of Education Academic and Non-Academic Staff by Institution and Sex: 2020/2021

S/N	COLLEGE	ACADEMIC STAFF		SENIOR ADMIN. STAFF		SENIOR TECH/PROFESSIONAL STAFF		JUNIOR STAFF		TOTAL	
		MF	F	MF	F	MF	F	MF	F	MF	F
1	FCE ABEOKUTA	308	142	456	218	20	1	52	23	836	384
2	FCE (T) AKOKA	240	104	249	123	48	9	78	52	615	288
3	FCE (T) ASABA	-	-							-	-
4	FCE (T) BICHI	600	128	94	12	430	56	231	56	1,355	252
5	FCE EHA-AMUFU	359	157	343	158	83	52	88	40	873	407
6	FCE (T) GOMBE	444	154	3	2	65	22	12	1	524	179
7	FCE (T) GUSAU	244	75	105	22	134	20	24	9	507	126
8	FCE KANO	560	233	432	115	31		61	8	1,084	356
9	FCE KATSINA	374	72	164	30	71	10	107	17	716	129
10	FCE KONTAGORA	261	66	233	82	45	1	32	13	571	162
11	FCE OBUDU	323	82	448	189	272	88	86	45	1,129	404
12	FCE OKENE	462	152	333	175	234	72	106	43	1,135	442
13	FCE (T) OMOKU	419	142	530	288	239	100	65	34	1,253	564
14	ADEYEMI COE ONDO	468	167	308	188	291	94	78	39	1,145	488
15	FCE (SP) OYO	503	181	667	280			94	42	1,264	503
16	FCE PANKSHIN	436	141							436	141
17	FCE (T) POTISKUM	249	50	132	51	131	33			512	134
18	FCE (T) UMUNZE	454	235	546	381	39	10	268	133	1,307	759
19	FCE YOLA	382	118	193	52			68	18	643	188
20	FCE ZARIA	967	372	1,081	315	322	69	163	35	2,533	791
21	AICOE OWERRI	742	389	1,577	1,023			83	44	2,402	1,456
	TOTAL	8,795	3,160	7,894	3,704	2,455	637	1,696	652	20,840	8,153

Table: 5.3.14: State Colleges of Education Academic and Non-Academic Staff by Institution and Sex: 2020/2021

S/N	COLLEGE	ACADEMIC STAFF		SENIOR ADMIN. STAFF		SENIOR TECH/PROFESSIONAL STAFF		JUNIOR STAFF		TOTAL	
		MF	F	MF	F	MF	F	MF	F	MF	F
1	COE AFAHA-NSIT	0	0							0	0
2	COE AGBOR	0	0							0	0
3	COE AKAMKPA	175	38							175	38
4	COE AKWANGA	216	59							216	59
5	KSCOE ANKPA	0	0							0	0
6	COE ARGUNGU	0	0							0	0
7	COE(T) AROCHUKWU	0	0							0	0
8	COE AZARE	551	81	156	11	120	7	132	20	959	119
9	UIECEST BAMA	0	0							0	0
10	COE BILLIRI	104	30	37	11	34	7	225	32	400	80
11	IK COE DUTSIN-MA	0	0							0	0
12	COE EKIADOLOR	0	0							0	0
13	ESCOE ENUGU	79	41	105	64	21		100	57	305	162
14	MOCOPED EPE	0	0							0	0
15	COE GASHUA	0	0							0	0
16	COE GIDAN WAYA	0	0							0	0
17	COE GINDIRI	189	48	169	55	70	22	128	54	556	179
18	COE GUMEL	0	0							0	0
19	COE HONG	0	0							0	0
20	TASCE IJEBU - OMU	176	59	105	44	8	3	36	15	325	121
21	COE IKERE-EKITI	0	0							0	0
22	COE ILA-ORANGUN	0	0							0	0
23	COE ILESHA	0	0							0	0
24	ESCOE IKWO	0	0							0	0
25	COE ILORIN	0	0							0	0
26	COE IGUEBEN	0	0							0	0
27	COE (T) KABBA	83	19	273	107	31	17	102	56	489	199
28	COE KATSINA-ALA	273	60							273	60
29	COE KANGERE	151	30	45	6	8	1	7		211	37
30	SRCOE KUMBOTSO	628	191	47	11	74	8	181	18	930	228
31	COE (T) LAFIAGI	99	8	75	25	24		94	16	292	49
32	COE LANLATE, OYO STATE	0	0							0	0
33	KICOE MAIDUGURI	0	0							0	0
34	MOGOLIS MAIDUGURI	0	0							0	0
35	COE MARU	234	13	59	2	24	1	84	3	401	19
36	COE MINNA	0	0							0	0
37	COPE MOSOGAR	0	0							0	0
38	NOCOE NSUGBE	275	161	426	324			182	122	883	607
39	COE OJU	0	0							0	0
40	COE ORO	161	32	182	71	3	1	27	14	373	118
41	AOCOE OTO-IJANIKIN	0	0							0	0
42	KACEPS, KANO	0	0							0	0
43	EACOE OYO	283	106	145	73	102	22	215	113	745	314
44	BSCOE SAGBAMA	0	0							0	0
45	IS COE.T. IHITTE UBOMA	0	0							0	0
46	SSCOE SOKOTO	866	238	16	6	10		396	35	1288	279
47	COE WAKA-BIU	0	0							0	0
48	COE WARRI	198	78	322	200	32	20	50	43	602	341
49	COE ZING	0	0							0	0
50	FCT COE ZUBA	212	84	21	8	107	27	43	9	383	128
	TOTAL	4,953	1,376	2,183	1,018	668	136	2,002	607	9,806	3,137

Table: 5.3.15: Private Colleges of Education Academic and Non-Academic Staff by Institution and Sex: 2020/2021

S/N	COLLEGE	ACADEMIC STAFF		SENIOR ADMIN. STAFF		SENIOR TECH/PROFESSIONAL STAFF		JUNIOR STAFF		TOTAL	
		MF	F	MF	F	MF	F	MF	F	MF	F
1	COE, ILEMONA, OFFA	0	0							0	0
2	ROYAL COE, IKEJA	0	0							0	0
3	PEACOCK COE JALINGO	93	14			16	2	6		115	16
4	GBOKO COE GBOKO	0	0							0	0
5	PIAGET COE ABEOKUTA	0	0							0	0
6	ELIZABETH MEMORIAL COE NSUKA	0	0							0	0
7	ULI COE, IHALA, ANAMBRA STATE	64	32	18	8	23	10	20	10	125	60
8	ABUBAKAR GARBA COE, ZADAGA	0	0							0	0
9	ADESINA COE, SHARE	40	4							40	4
10	LIFE GATE COE, ASA KWARA STATE	0	0							0	0
11	MOJE COE, ERINLE	0	0							0	0
12	GRAND-PLUS COE, OFFA	56	15	2	2	7		28	4	93	21
13	ST PAUL COE, NNEWI	71	25							71	25
14	BIGA COE, NASSARAWA	18	6							18	6
15	ST FRANCIS OF ASSIS, ZARIA	41	21							41	21
16	ISLAMIC COE, POTISKUM	0	0							0	0
17	IMAM SAIDU COE FUNTUA	0	0							0	0
18	AMEER SHEHU IDRIS ADVANCE COE, KADUNA	0	0							0	0
19	SUNNAH COE, BAUCHI	0	0							0	0
20	DIAMON COE, ABA	0	0							0	0
21	UCOE AUKPA ADOKA	0	0							0	0
22	YCCOE AYETORO	40	27	8	6	11	7	3	2	62	42
23	ST. AUG. COE LAGOS	33	15	14	11	2		29	17	78	43
24	HAVARD WILSON COE ABA	0	0							0	0
25	AFRICAN CHURCH COE AGEGE	45	15	5	2			9	4	59	21
26	ONIT COE ABAGANA	84	32							84	32
27	IPERE COE, AGYRAGU	99	12	6	2	13	2	7		125	16
28	APA COE AIDOGODO	79	28							79	28
29	AICOE ANKPA	0	0							0	0
30	HILL COE AKWANGA	0	0							0	0
31	AGZ CO, BAJOGA	0	0							0	0
32	BAYO TIJANI COE EGAN LAGOS	0	0							0	0
33	ALL STATES COE ERO	0	0							0	0
34	ATCI ENUGU	105	47	22	15	14	9	15	8	156	79
35	IOECU COE ENUGU	0	0							0	0
36	OSISA TECH ENUGU	37	12							37	12
37	ANGEL CROWN COE G/ DAYA	29	5	6	2			19	6	54	13
38	CRESTFIELD COE, ERIN OSUN	0	0							0	0
39	DELAR COE IBADAN	0	0							0	0
40	MUFUTAU LANIHUN COE IBADAN	88	16	9	4	3	1	8	3	108	24
41	CORONA COE, LEKKI	21	8	9	6	2	1	6	2	38	17
42	BETHEL COE, IJARE, ONDO	0	0							0	0
43	STEADY FLOW COE, IKOM	0	0							0	0
44	MUHYIDEEN COE ILORIN	0	0							0	0
45	EEICOE, OTURKPO	0	0							0	0
46	SANAI COE & ENT. STUDIES, GBOKO	0	0							0	0
47	COE DARAZO	0	0							0	0
48	BILYAMINU OTHMAN COE, DASS	0	0							0	0
49	ILORI COE EDE	0	0							0	0
50	OSWALD WALLER COE, LIFIDI	0	0							0	0
51	MCF COE AGBARHA-OTOR, DELTA STATE	24	6							24	6
52	PEACELAND COE, ENUGU	0	0							0	0
53	CORNER STONE COE, LAGOS	0	0							0	0
54	KINGSLEY COE ILORIN	0	0							0	0

55	NANA AISHAT COE ILORIN	49	11							49	11
56	ANSAR-UD-DEEN COE ISOLO	52	6	6	5	2		11	4	71	15
57	ROYAL CITY COE IYESI	0	0							0	0
58	TOP MOST COE IKPAJA AGBADO	0	0							0	0
59	COE LESSEL, GBOKO	0	0							0	0
60	CITY COE MARARABA GURKU	0	0							0	0
61	COE MORO	0	0							0	0
62	CALVIN F. COE NAKA	72	8	13	5	5	1	59	14	149	28
63	COE NSUKKA	70	37	12	6	3		38	25	123	68
64	ASSANUSIYA COE, ODEOMU	57	11	7	5	1		7	5	72	21
65	BEST LEGACY COE, OGBOMOSO	0	0							0	0
66	OYAMA MCOE OFAT	0	0							0	0
67	KWARARAFI COE, OTUKPO	24	2			4		4	1	32	3
68	ASICAS, ZARIA	0	0							0	0
69	GLOBAL COE BURUKU	0	0							0	0
70	UPLAND COE BADAGRY	0	0							0	0
71	ECWA COE IGBAJA	0	0							0	0
72	PAN AFRICAN COE IKOM	0	0							0	0
73	ECWA COE JOS	0	0							0	0
74	AWORI DISTRICT COE SANGO OTTA	0	0							0	0
75	MURITADHA COE, OLODO	0	0							0	0
76	YBU COE DAURA	0	0							0	0
77	HAMZAINAB COE, OSHOGBO	0	0							0	0
	TOTAL	1391	415	137	79	106	33	269	105	1903	632

Table: 5.3.16: Other NCE Awarding Institutions Academic and Non-Academic Staff by Institution and Sex: 2020/2021

S/MO	COLLEGE	ACADEMIC STAFF		SENIOR ADMIN. STAFF		SENIOR TECH/PROFES SIONAL. STAFF		JUNIOR STAFF		TOTAL	
		MF	F	MF	F	MF	F	MF	F	MF	F
1	NASE ILORIN	0	0							0	0
2	BIA&IS BAUCHI	0	0							0	0
3	JCA&IE GOMBE	0	0							0	0
4	KANO STATE COLLEGE OF ARTS, SC.&REM. ST	0	0							0	0
5	AMINU KANO CI & LEGAL ST. KANO	274	86	117	38	19	4	28		438	128
6	ANNUR IIE KANO	139	37	5		10	2	21	3	175	42
7	AD RUFAI CI & LEGAL ST. MISAU	0	0							0	0
8	JIGAWA STATE COL & IS RINGIM	0	0							0	0
9	ATA POLYTECHNIC, BAUCHI	0	0							0	0
10	PLATEAU STATE POLY B/LADI	0	0							0	0
11	WUF POLY. B/KEBBI	51	5	5	2	2		4	2	62	9
12	THE POLYTECHNIC, IREE	0	0							0	0
13	KADUNA POLYTECHNIC	0	0							0	0
14	KANO STATE POLYTECHNIC, KANO	0	0							0	0
15	HUK POLY KATSINA	0	0							0	0
16	RAMAT POLYTECHNIC	0	0							0	0
17	NUHU BAMALI POLY, ZARIA	0	0							0	0
	TOTAL	464	128	127	40	31	6	53	5	675	179

CHAPTER SIX

ADULT AND NON-FORMAL EDUCATION

6.0. Introduction:

The National Commission for Mass Literacy, Adult and Non-Formal Education (NMEC) is responsible for the administration of Adult and Non-Formal Education. The Commission has supporting State structures referred to as State Agencies for Mass Education (SAMEs) and these exist in all the 36 States and Federal Capital Territory (FCT).

This chapter presents Statistics on Adult and Non-Formal Education for 2018. Adult Education comprises Basic Literacy for Beginners and Post Literacy Education for completers of Basic Literacy.

Table: 6.0 Summary of Enrolment in Adult Literacy Centres by Programmes and by Gender: 2020/2021

Programme	Male	Female	Total
Basic Literacy	764,616	518,336	1,282,952
Post-Literacy	317,384	322,124	639,508
Continuing Education	59,120	83,116	142,236
Vocational Education	10,800	48,672	59,472
Total	1,156,364	981,824	2,138,188

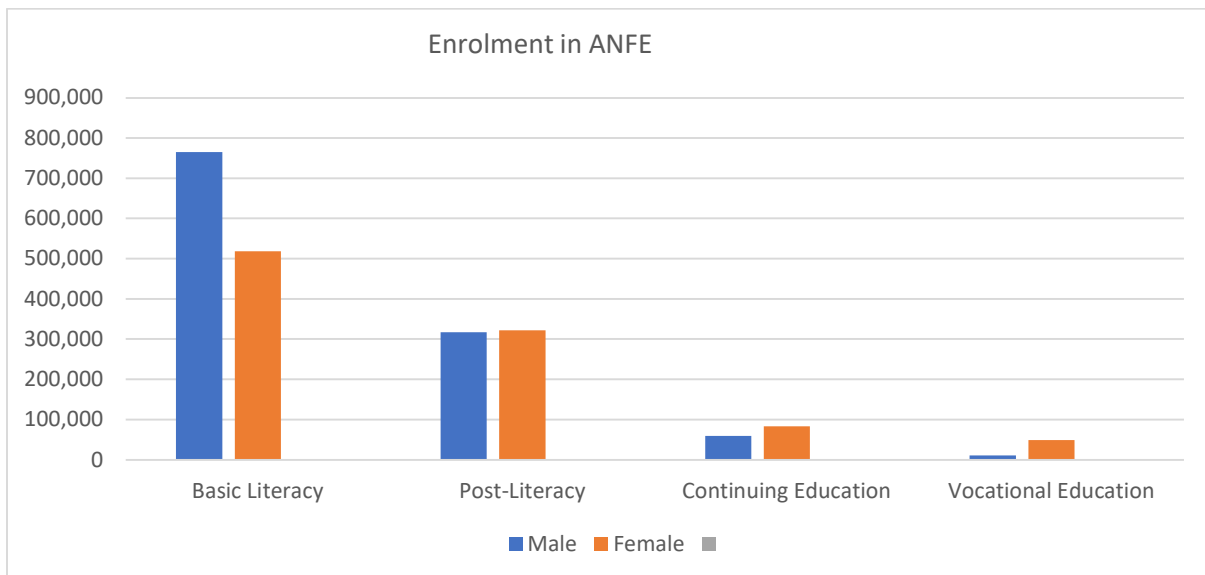


Fig.6.0 Summary of Enrolment by Programmes and Gender:2020/2021

Table: 6.1 Enrolment in Adult Literacy Centers by Programmes and by Gender: 2020/2021

State	Basic Literacy			Post-Literacy			Continuing Education			Vocational Education			Grand Total for All NFE Programmes		
	Male	Female	Total	Male	Female	Total	Male	Female	Total	Male	Female	Total	Male	Female	Total
Abia	1,736	4,464	6,200	1,720	2,520	4,240	800	2,000	2,800	188	592	780	4,444	9,576	14,020
Adamawa	56	148	204	112	64	176	-	-	-	-	108	108	168	320	488
Akwa Ibom	10,72	30,480	41,200	-	-	-	12,800	18,000	30,800	780	1,600	2,380	24,300	50,080	74,380
Anambra	23,54	30,776	54,320	12,684	18,996	31,680	-	-	-	-	-	-	36,228	49,772	86,000
Bauchi	95,22	46,152	141,372	10,740	14,460	25,200	-	-	-	-	-	-	105,960	60,612	166,572
Bayelsa	1,576	3,772	5,348	492	744	1,236	116	208	324	344	600	944	2,528	5,324	7,852
Benue	10,32	26,312	36,636	2,148	6,604	8,752	-	-	-	-	-	-	12,472	32,916	45,388
Borno	99,48	29,236	128,724	-	-	-	2,100	1,200	3,300	-	-	-	101,588	30,436	132,024
C/River	2,284	3,076	5,360	1,536	1,872	3,408	-	-	-	-	-	-	3,820	4,948	8,768
Delta	884	3,136	4,020	412	1,272	1,684	284	436	720	-	-	-	1,580	4,844	6,424
Ebonyi	3,480	6,200	9,680	48	364	412	-	-	-	68	132	200	3,596	6,696	10,292
Edo	2,328	3,932	6,260	1,140	1,472	2,612	16,052	25,488	41,540	96	520	616	19,616	31,412	51,028
Ekiti	224	2,948	3,172	80	280	360	2,404	2,084	4,488	192	2,400	2,592	2,900	7,712	10,612
Enugu	6,448	11,512	17,960	1,752	2,132	3,884	-	-	-	720	2,836	3,556	8,920	16,480	25,400
Fct-Abuja	3,448	12,384	15,832	2,832	9,084	11,916	1,124	2,220	3,344	3,220	2,992	6,212	10,624	26,680	37,304
Gombe	16,63	14,916	31,552	2,408	1,144	3,552	-	-	-	28	984	1,012	19,072	17,044	36,116
Imo	14,75	23,400	38,156	14,956	21,176	36,132	3,012	4,076	7,088	212	572	784	32,936	49,224	82,160
Iigawa	41,23	17,748	58,984	16,916	9,764	26,680	11,368	6,740	18,108	-	5,424	5,424	69,520	39,676	109,196
Kaduna	-	-	-	4,672	6,828	11,500	5,044	6,748	11,792	-	-	-	9,716	13,576	23,292
Kano	-	9,904	9,904	-	6,948	6,948	-	10,024	10,024	-	5,968	5,968	-	32,844	32,844
Katsina	84,24	45,556	129,804	7,560	1,272	8,832	560	152	712	-	1,924	1,924	92,368	48,904	141,272
Kebbi	214,0	18,176	232,244	568	288	856	-	-	-	-	-	-	214,636	18,464	233,100
Kogi	1,788	3,080	4,868	3,440	5,968	9,408	-	-	-	416	1,200	1,616	5,644	10,248	15,892
Kwara	224	1,776	2,000	-	-	-	-	-	-	168	1,000	1,168	392	2,776	3,168
Lagos	43,42	81,380	124,808	-	-	-	-	-	-	-	-	-	43,428	81,380	124,808
Nasarawa	2,028	11,072	13,100	592	2,232	2,824	-	-	-	-	348	348	2,620	13,652	16,272
Niger	25,47	36,888	62,360	3,664	3,324	6,988	-	-	-	-	-	-	29,136	40,212	69,348
Ogun	1,352	2,080	3,432	996	1,612	2,608	-	-	-	156	420	576	2,504	4,112	6,616
Ondo	2,844	6,396	9,240	-	-	-	1,556	2,052	3,608	288	516	804	4,688	8,964	13,652
Osun	280	368	648	-	-	-	-	-	-	-	-	-	280	368	648
Oyo	-	-	-	1,592	2,504	4,096	-	-	-	-	-	-	1,592	2,504	4,096
Plateau	-	-	-	-	-	-	-	-	-	-	-	-	-	-	-
Rivers	3,560	7,256	10,816	3,528	6,424	9,952	2,220	3,688	5,908	4,112	6,892	11,004	13,420	24,260	37,680
Sokoto	-	-	-	220,692	191,372	412,064	-	-	-	-	12,236	12,236	220,692	203,608	424,300
Taraba	1,836	3,660	5,496	764	1,368	2,132	-	-	-	-	-	-	2,600	5,028	7,628
Yobe	6,332	4,252	10,584	1,060	2,556	3,616	480	-	480	-	-	-	7,872	6,808	14,680
Zamfara	44,50	20,364	64,868	-	-	-	-	-	-	-	-	-	44,504	20,364	64,868
GrandTotal	764,6	518,33	1,282,95	317,38	322,12	639,50	59,12	83,116	142,23	10,80	48,672	59,47	1,156,36	981,82	2,138,18

Source: NMEC

Table 6.2: Summary of Distribution of Centers by Location and States, 2020/2021

Programme	Rural	Urban	TOTAL
Basic Literacy	1440	718	2158
Post-Literacy	330	210	540
Continuing Education	0	0	324
Vocational Education	0	0	172
Total	1770	928	3194

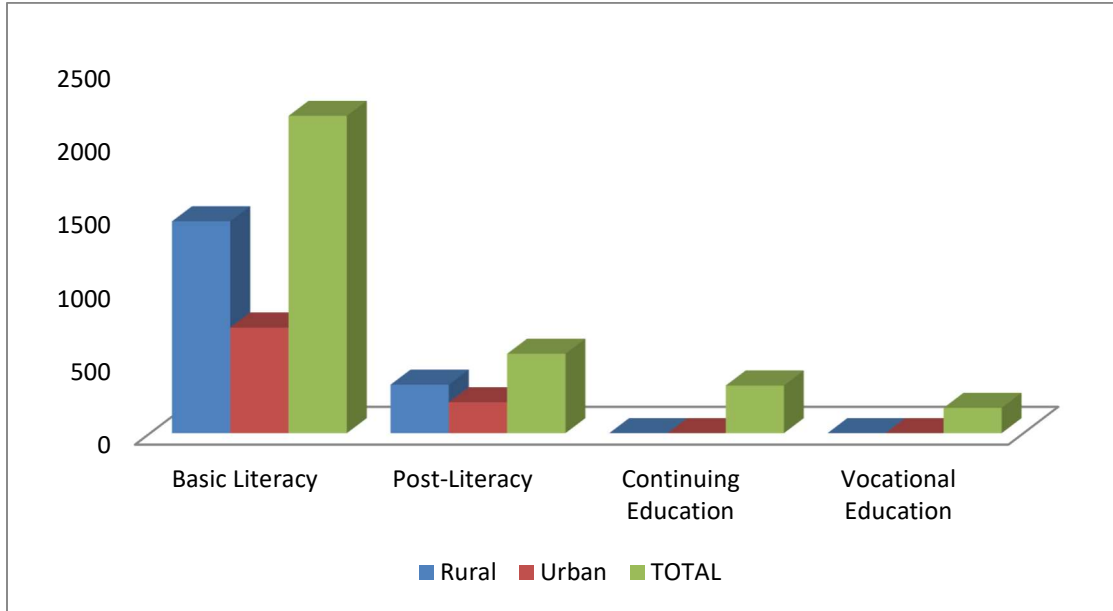


Fig.6.1: Summary of Distribution of Centers by Location and States, 2020/2021

Table 6.3: Distribution of Centers by States, Location and Programme: 20220/2021

State	Basic Literacy			Post-Literacy			Continuing Education			Vocational Education			Total		
	Rural	Urban	Total	Rural	Urban	Total	Rural	Urban	Total	Rural	Urban	Total	Rural	Urban	Total
Abia	88	44	132	20	14	34	0	0	20	0	0	10	108	58	196
Adamawa	32	8	40	6	4	10	0	0	6	0	0	4	38	12	60
Akwa Ibom	12	8	20	4	2	6	0	0	4	0	0	2	16	10	30
Anambra	26	20	46	8	4	12	0	0	6	0	0	4	34	24	68
Bauchi	40	28	68	10	8	18	0	0	10	0	0	6	50	36	100
Bayelsa	24	18	42	6	4	10	0	0	6	0	0	4	30	22	62
Benue	68	44	112	16	12	28	0	0	16	0	0	8	84	56	166
Borno	60	30	90	14	8	22	0	0	14	0	0	8	74	38	134
C/River	30	16	46	8	4	12	0	0	6	0	0	4	38	20	68
Delta	12	8	20	4	2	6	0	0	4	0	0	2	16	10	30
Ebonyi	12	12	24	4	2	6	0	0	4	0	0	2	16	14	36
Edo	40	20	60	10	6	16	0	0	10	0	0	4	50	26	88
Ekiti	4	8	12	0	4	4	0	0	2	0	0	0	4	12	18
Enugu	26	14	40	6	4	10	0	0	6	0	0	4	32	18	60
Fct-Abuja	112	44	156	24	16	40	0	0	24	0	0	12	136	60	230
Gombe	56	12	68	8	10	18	0	0	10	0	0	6	64	22	100
Imo	30	10	40	4	6	10	0	0	6	0	0	4	34	16	60
Jigawa	36	20	56	8	6	14	0	0	8	0	0	4	44	26	82
Kaduna	74	56	130	24	8	32	0	0	20	0	0	10	98	64	192
Kano	68	22	90	16	6	22	0	0	14	0	0	8	84	28	134
Katsina	60	12	72	8	10	18	0	0	10	0	0	6	68	22	106
Kebbi	36	10	46	8	4	12	0	0	6	0	0	4	44	14	68
Kogi	18	14	32	6	2	8	0	0	4	0	0	2	24	16	48
Kwara	36	20	56	8	6	14	0	0	8	0	0	4	44	26	82
Lagos	34	8	42	6	4	10	0	0	6	0	0	4	40	12	62
Nasarawa	14	6	20	4	2	6	0	0	4	0	0	2	18	8	30
Niger	32	14	46	8	4	12	0	0	6	0	0	4	40	18	68
Ogun	30	26	56	8	6	14	0	0	8	0	0	4	38	32	82
Ondo	18	6	24	4	2	6	0	0	4	0	0	2	22	8	36
Osun	26	16	42	6	4	10	0	0	6	0	0	4	32	20	62
Oyo	32	14	46	8	4	12	0	0	6	0	0	4	40	18	68
Plateau	0	0	0	0	0	0	0	0	0	0	0	0	0	0	0
Rivers	30	18	48	8	4	12	0	0	8	0	0	4	38	22	72
Sokoto	82	54	136	20	14	34	0	0	20	0	0	10	102	68	202
Taraba	14	6	20	4	2	6	0	0	4	0	0	2	18	8	30
Yobe	46	22	68	8	10	18	0	0	10	0	0	6	54	32	100
Zamfara	82	30	112	16	12	28	0	0	16	0	0	8	98	42	166
Grand Total	1440	718	2158	330	210	540	0	0	324	0	0	172	1770	928	3194

Source: NMEC

Table 6.4: Number of Facilitators by State and Gender 2020/2021

STATE	Male	Female	Total
Abia	236	604	840
Akwa Ibom	172	428	600
Borno	-	-	-
Cross River	-	-	-
Ebonyi	226	222	448
Edo	160	112	272
Ekiti	22	116	138
Enugu	346	540	886
Gombe	670	986	1,656
Imo	686	1,796	2,482
Jigawa	-	-	-
Kano	266	474	740
Katsina	1,250	394	1,644
Kogi	486	312	798
Logos	530	808	1,338
Nassarawa	504	426	930
Ondo	68	118	186
Osun	40	34	74
Oyo	-	-	-
River	220	126	346
Grand Total	5,882	7,496	13,378

Source: NMEC

Table 5.5: Facilitators Distribution By States, Educational Qualifications and Gender :2020/2021

State	Academic Qualification	Male	Female	Total
Abia	B.sc. Ed/B.A. ED/PGDE	20	40	60
	B.Sc/B.A/HND	90	212	302
	DIPLOMA	2	0	2
	FSLC/BasicLiteracy/BECE	0	2	2
	Masters/PhD	2	0	2
	NCE	108	336	444
	NCE/Diploma in Adult Education	10	12	22
	SSCE/WAEC/GRADE II	4	2	6
Akwa Ibom	B.Sc/B.A/HND	12	16	28
	DIPLOMA	38	114	152
	FSLC/BasicLiteracy/BECE	14	22	36
	NCE	52	158	210
	SSCE/WAEC/GRADE II	56	118	174
Ebonyi	B.sc. Ed/B.A.ED/PGDE	32	30	62
	B.Sc/B.A/HND	22	30	52
	FSLC/BasicLiteracy/BECE	2	6	8
	NCE	124	136	260
	SSCE/WAEC/GRADE II	30	8	38
	TCII	16	12	28
Edo	B.sc. Ed/B.A.ED/PGDE	16	14	30
	DIPLOMA	18	4	22
	Masters/PhD	4	0	4
	NCE/Diploma in Adult Education	112	84	196
	SSCE/WAEC/GRADE II	2	6	8
Ekiti	B.sc. Ed/B.A.ED/PGDE	2	0	2
	B.Sc/B.A/HND	6	10	16
	DIPLOMA	2	16	18
	FSLC/BasicLiteracy/BECE	0	6	6
	NCE/Diploma in Adult Education	2	40	42
	SSCE/WAEC/GRADE II	10	44	54
Enugu	B.sc. Ed/B.A.ED/PGDE	64	106	170
	B.Sc/B.A/HND	4	30	34
	DIPLOMA	10	10	20
	FSLC/Basic Literacy/BECE	14	10	24
	M.E.D	0	2	2
	Masters/PhD	0	4	4
	NCE	8	14	22
	NCE/Diploma in Adult Education	192	314	506
	Others	8	0	8
	SSCE/WAEC/GRADE II	44	50	94
	TCII	4	0	4
Gombe	B.sc. Ed/B.A.ED/PGDE	12	20	32
	B.Sc/B.A/HND	28	10	38
	DIPLOMA	104	182	286
	FSLC/BasicLiteracy/BECE	144	126	270
	M.E.D	0	24	24
	Masters/PhD	16	16	32
	NCE/Diploma in Adult Education	158	294	452
	Others	42	28	70
	SSCE/WAEC/GRADE II	162	232	394
Imo	B.sc. Ed/B.A.ED/PGDE	6	10	16
	B.Sc/B.A/HND	174	470	644

	DIPLOMA	10	52	62
	FSLC/Basic Literacy/BECE	2	12	14
	M.E.D	4	2	6
	Masters/PhD	14	94	108
	NCE/Diploma in Adult Education	282	892	1174
	SSCE/WAEC/GRADE II	194	250	444
Kano	B.sc. Ed/B.A.ED/PGDE	10	34	44
	B.Sc/B.A/HND	20	30	50
	DIPLOMA	72	58	130
	FSLC/Basic Literacy/BECE	14	4	18
	M.E.D	2	0	2
	Masters/PhD	4	0	4
	NCE	130	228	358
	SSCE/WAEC/GRADE II	20	16	36
	Voc. Cert	0	104	104
Katsina	NCE	180	48	228
	NCE	86	34	120
	ADULT CERT	138	48	186
	B.Sc/B.A/HND	104	38	142
	DIPLOMA	426	114	540
	FSLC/Basic Literacy/BECE	2	0	2
	NCE	262	98	360
	NCE	48	10	58
	SSCE/WAEC/GRADE II	4	0	4
Kogi	B.sc. Ed/B.A.ED/PGDE	110	48	158
	B.Sc/B.A/HND	46	16	62
	DIPLOMA	34	22	56
	NCE/Diploma in Adult Education	200	176	376
	SSCE/WAEC/GRADE II	98	50	148
Logos	FSLC/Basic Literacy/BECE	530	808	1338
Nassarawa	B.sc. Ed/B.A.ED/PGDE	2	0	2
	B.Sc/B.A/HND	60	98	158
	DIPLOMA	26	8	34
	Masters/PhD	2	0	2
	NCE	44	150	194
	NCE/Diploma in Adult Education	362	168	530
	SSCE/WAEC/GRADE II	2	0	2
Ondo	B.Sc/B.A/HND	28	22	50
	DIPLOMA	2	4	6
	Masters/PhD	2	0	2
	NCE	34	86	120
	SSCE/WAEC/GRADE II	2	6	8
Osun	B.sc. Ed/B.A.ED/PGDE	4	0	4
	B.Sc/B.A/HND	12	2	14
	DIPLOMA	2	0	2
	FSLC/Basic Literacy/BECE	2	0	2
	NCE	20	32	52
River	B.sc. Ed/B.A.ED/PGDE	18	4	22
	B.Sc/B.A/HND	146	76	222
	DIPLOMA	12	0	12
	Masters/PhD	2	0	2
	NCE	32	42	74
	SSCE/WAEC/GRADE II	12	4	16

Source: NMEC

Facilitators Distribution by States, Status and Gender 2020/2021

STATE	Full-Time		Part-Time		Volunteer		TOTAL		
	F	M	F	M	F	M	F	M	F
Abia	2	16	234	588	-	-	236	604	840
Akwa Ibom	2	2	170	422	-	4	172	428	600
Barno	-	-	-	-	-	-	-	-	-
Cross River	-	-	-	-	-	-	-	-	-
Ebonyi	-	-	-	-	-	-	-	-	-
Edo	92	60	16	24	26	18	134	102	236
Ekiti	4	34	10	56	8	26	22	116	138
Enugu	148	172	184	366	16	2	348	540	888
Gombe	622	970	6	4	40	12	668	986	1,654
Imo	36	48	648	1,744	2	4	686	1,796	2,482
Jigawa	-	-	-	-	-	-	-	-	-
Kano	156	188	106	194	10	-	272	382	654
Katsina	-	-	1,250	394	-	-	1,250	394	1,644
Kogi	-	-	486	314	2	-	488	314	802
Logos	530	808	-	-	-	-	530	808	1,338
Nassarawa	2	16	502	410	-	-	504	426	930
Ondo	-	-	68	118	-	-	68	118	186
Osun	6	2	34	32	-	-	40	34	74
Oyo	-	-	-	-	-	-	-	-	-
River	64	56	154	72	-	2	218	130	348
Grand Total	1,664	2,372	3,868	4,720	64	52	5,596	7,144	12,740

Source: NMEC

Table 6.7: Facilitators Distribution by Source of Salary/Allowances, Sex and State

STATE	Federal		LGA		State Government		Volunteer		TOTAL		
	M	F	M	F	M	F	M	F	M	F	T
Abia		-	-	-	236	604	-	-	236	604	840
Akwa Ibom		-	134	360	38	68	-	-	172	428	600
Barno		-	-	-	-	-	-	-	-	-	
Cross River		-	-	-	-	-	-	-	-	-	
Ebonyi		-	-	-	226	222	-	-	226	222	448
Edo		-	66	44	14	22	82	44	162	110	272
Ekiti		-	8	66	-	-	14	50	22	116	138
Enugu		-	344	536	-	-	2	4	346	540	886
Gombe		-	596	926	52	38	30	14	678	978	1,656
Imo		-	618	1,588	66	196	2	10	686	1,794	2,480
Jigawa		-	-	-	-	-	-	-	-	-	
Kano		-	-	-	-	-	266	474	266	474	740
Katsina		-	-	-	1,250	394	-	-	1,250	394	1,644
Kogi		-	-	-	486	312	-	-	486	312	798
Logos		-	-	-	530	808	-	-	530	808	1,338
Nassarawa		-	-	-	504	426	-	-	504	426	930
Ondo		-	-	-	68	118	-	-	68	118	186
Osun		-	36	16	-	12	4	6	40	34	74
Oyo		-	-	-	-	-	-	-	-	-	
River		-	-	-	218	126	-	2	218	128	346
Grand Total		-	1,802	3,536	3,688	3,346	400	604	5,890	7,486	13,376

Source: NMEC

Table 6.8: Facilitators Distribution by Programmes, Sex and States

STATE	Basic Literacy		Continuing Education		Post Literacy		Vocational		T		
	M	F	M	F	M	F	M	F	M	F	T
Abia	120	376	-		104	186	12	42	236	604	840
Akwa Ibom	22	44	-		150	380		4	172	428	600
Barno			-								
Cross River			-								
Ebonyi	226	222	-						226	222	448
Edo	136	106	18	2	4	2	2	2	160	112	272
Ekiti	6	28	-		2	8	14	80	22	116	138
Enugu	118	234	-	2	138	164	90	140	346	540	886
Gombe	538	684	6	46	104	110	22	146	670	986	1,656
Imo	400	948	2	6	260	804	24	38	686	1,796	2,482
Jigawa			-								
Kano	52	146	108	150	72	62	34	116	266	474	740
Katsina	976	176	88		182	22	4	196	1,250	394	1,644
Kogi	486	312	-						486	312	798
Logos	528	804	-		2	4			530	808	1,338
Nassarawa	224	242	-		270	164	8	22	502	428	930
Ondo	68	112	-					6	68	118	186
Osun	32	30	-		6	2	2	2	40	34	74
Oyo			-								
River			82	58	136	68	2		220	126	346
Grand Total	3,706	4,242	304	264	1,430	1,976	206	776	5,646	7,258	12,904

Source: NMEC

CHAPTER SEVEN EXAMINATION STATISTICS

7.0 Introduction

7.1.0 West African Examination Council (WAEC)

The West African Examination Council which was established in 1951 is saddled with the responsibility of conducting the West African Senior Secondary Certificate Examination (WASSCE) for students and private candidates for Anglophone countries in the West African sub-region.

7.2.0 National Examination Council (NECO)

Examination agencies are established in the country with the mandate to administer and conduct qualifying examinations for entry into the various levels of education and for certification at the completion of programmes. These agencies include the West African Examination Council (WAEC), National Examination Council (NECO) National Business and Technical Examination Board (NABTEB) and Joint Admission and Matriculation Board (JAMB). This chapter presents the enrolment and performance of candidates in national examinations.

National Examination Council (NECO)

The National Examination Council (NECO) conducts nationwide examination for admission into federal unity schools, Basic Education Certificate Examination (BECE) and Senior Secondary Certificate Examination (SSCE).

The tables that follow present data on candidates' performances in NECO's administered Basic Education Certificate Examination (BECE) and Senior Secondary Certificate Examination (SSCE) for both public and private schools (2017/2018-2021/2022) respectively.

Table 7.2.1: Number of Candidates that sat for NECO SSCE June/July Examination by Year, Sector & Gender 2017/2018 - 2020/2021

Year	Public Schools				Private Schools			
	Male	Female	Total	% Female	Male	Female	Total	% Female
2017/2018	389,943	262,658	652,601	40.25	190,738	175,528	366,266	47.92
2018/2019	424,825	301,782	726,607	41.53	210,764	201,421	412,185	48.87
2019/2020								
2020/2021	425,306	345,229	770,535	44.80	228,100	228,137	456,237	50.00

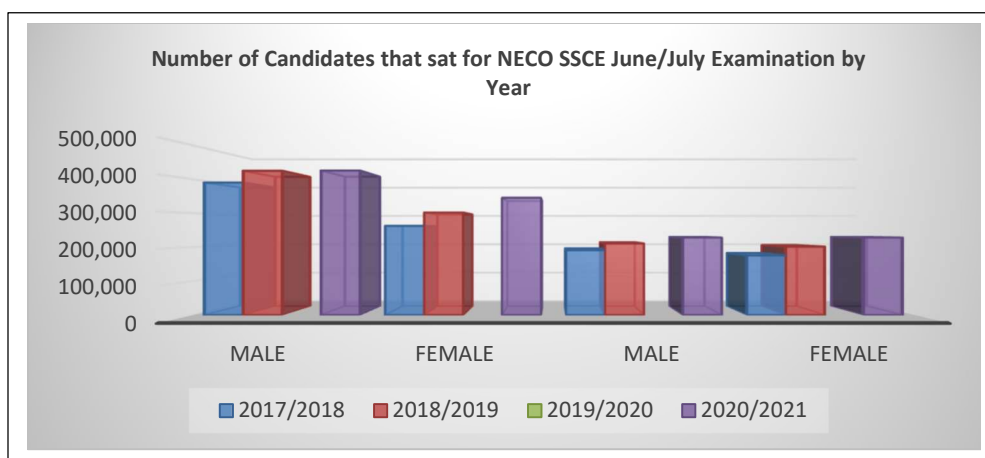


Figure : Number of Candidates that sat for NECO SSCE June/July Examination by Year, Sector & Gender 2017/2018 - 2020/2021

Public Schools Candidates' Performance in NECO SSCE by State and Gender June/July 2021

State	Total Number of Candidates that sat for the Examination			Candidates with 5 Credits & above Including English Language			Candidates with 5 Credits & above Including Mathematics			Candidates with 5 Credits & above Including English Language & Mathematics			% Candidates with 5 Credits & above including English Language and Mathematics		
	Male	Female	Total	Male	Female	Total	Male	Female	Total	Male	Female	Total	Male	Female	Total
Abia	847	1,490	2,337	794	1,412	2,206	820	1,453	2,273	774	1,382	2,156	91.4	92.8	92.3
Adamawa	26,541	19,649	46,190	19,548	14,781	34,329	20,358	15,562	35,920	17,330	13,163	30,493	65.3	67.0	66.0
Akwa-Ibom	5,517	7,392	12,909	4,529	6,202	10,731	4,906	6,684	11,590	4,248	5,827	10,075	77.0	78.8	78.0
Anambra	4,251	6,369	10,620	3,583	5,452	9,035	3,952	5,997	9,949	3,432	5,300	8,732	80.7	83.2	82.2
Bauchi	15,401	10,563	25,964	10,692	7,818	18,510	13,249	9,448	22,697	9,980	7,391	17,371	64.8	70.0	66.9
Bayelsa	3886	4,035	7,921	3119	3198	6,317	3455	3519	6,974	2937	2951	5,888	75.6	73.1	74.3
Benue	9,339	7,423	16,762	7,329	5,920	13,249	8,495	6,755	15,250	6,993	5,613	12,606	74.9	75.6	75.2
Borno	14,742	11,630	26,372	9,493	7,523	17,016	11,530	9,874	21,404	8,679	7,109	15,788	58.9	61.1	59.9
Cross-River	2,545	2,952	5,497	2,313	2,766	5,079	2,373	2,771	5,144	2,220	2,641	4,861	87.2	89.5	88.4
Delta	3,945	4,608	8,553	3,324	4,057	7,381	3,526	4,235	7,761	3,154	3,871	7,025	79.9	84.0	82.1
Ebonyi	2,490	2,804	5,294	2,144	2,427	4,571	2,291	2,617	4,908	2,036	2,316	4,352	81.8	82.6	82.2
Edo	4,582	5,273	9,855	3,953	4,736	8,689	4,287	4,978	9,265	3,793	4,556	8,349	82.8	86.4	84.7
Ekiti	4,143	4,074	8,217	3,104	3,320	6,424	3,882	3,881	7,763	3,011	3,231	6,242	72.7	79.3	76.0
Enugu	5,533	8,266	13,799	4,969	7,629	12,598	5,136	7,773	12,909	4,795	7,342	12,137	86.7	88.8	88.0
FCT	6,449	8,275	14,724	4,995	6,167	11,162	5,285	6,344	11,629	4,523	5,206	9,729	70.1	62.9	66.1
Gombe	9,301	6,234	15,535	6,380	4,646	11,026	8,095	5,746	13,841	6,075	4,480	10,555	65.3	71.9	67.9
Imo	5,372	6,240	11,612	4,873	5,747	10,620	5,145	6,050	11,195	4,780	5,678	10,458	89.0	91.0	90.1
Jigawa	21870	10404	32,274	13561	7079	20,640	17444	8943	26,387	12647	6707	19,354	57.8	64.5	60.0
Kaduna	20,885	17,354	38,239	13,073	11,235	24,308	17,348	15,159	32,507	12,314	10,674	22,988	59.0	61.5	60.1
Kano	45,891	36,497	82,388	26,137	24,821	50,958	35,556	33,160	68,716	23,994	23,696	47,690	52.3	64.9	57.9
Katsina	32,077	19,665	51,742	19,589	13,078	32,667	26,851	17,221	44,072	18,429	12,413	30,842	57.5	63.1	59.6
Kebbi	17,298	9502	26,800	9510	5859	15,369	13792	8475	22,267	9098	5719	14,817	52.6	60.2	55.3
Kogi	9,814	7,897	17,711	7,935	6,627	14,562	8,554	7,054	15,608	7,274	6,107	13,381	74.1	77.3	75.6
Kwara	7,688	7,211	14,899	5,379	5,276	10,655	6,200	5,805	12,005	4,647	4,528	9,175	60.4	62.8	61.6
Lagos	12,008	14,984	26,992	10,509	13,466	23,975	11,061	13,979	25,040	10,005	12,828	22,833	83.3	85.6	84.6
Nasarawa	12,274	10,075	22,349	8,611	7,348	15,959	10,539	8,852	19,391	8,017	6,842	14,859	65.3	67.9	66.5
Niger	13,846	10,935	24,781	8,985	7,454	16,439	11,411	8,897	20,308	8,511	6,935	15,446	61.5	63.4	62.3
Ogun	4,503	5,109	9,612	3,835	4,557	8,392	4,113	4,695	8,808	3,620	4,276	7,896	80.4	83.7	82.1
Ondo	6,146	6,513	12,659	5,052	5,510	10,562	5,333	5,606	10,939	4,638	4,974	9,612	75.5	76.4	75.9
Osun	5,212	5,288	10,500	4,189	4,444	8,633	4,437	4,616	9,053	3,828	4,079	7,907	73.4	77.1	75.3
Oyo	13,742	14,880	28,622	10,436	11,655	22,091	12,468	13,569	26,037	9,932	11,122	21,054	72.3	74.7	73.6
Plateau	7,817	6,751	14,568	5,561	4,933	10,494	6,824	6,019	12,843	5,159	4,597	9,756	66.0	68.1	67.0
Rivers	10,708	13,664	24,372	8,778	11,582	20,360	9,060	11,912	20,972	8,241	10,861	19,102	77.0	79.5	78.4
Sokoto	21,509	12,374	33,883	12,586	9087	21,673	14,465	10302	24,767	11346	8528	19,874	52.8	68.9	58.7
Taraba	8,353	5,273	13,626	6,735	4,286	11,021	7,828	4,997	12,825	6,545	4,187	10,732	78.4	79.4	78.8
Yobe	11,610	4,982	16,592	7,250	3,350	10,600	9,160	4,442	13,602	6,879	3,226	10,105	59.3	64.8	60.9
Zamfara	17,171	8,594	25,765	7,334	4,695	12,029	11,211	6,530	17,741	6,458	4,297	10,755	37.6	50.0	41.7
National:	425306	345229	770535	290187	260143	550330	350440	303920	654360	270342	244653	514995	63.6	70.9	66.8

Private Schools Candidates' Performance in NECO SSCE by State and Gender June/July 2021

State	Total Number of Candidates			Candidates with 5 Credits &			Candidates with 5 Credits &			Candidates with 5 Credits &			% Candidates with 5		
	Male	Female	Total	Male	Female	Total	Male	Female	Total	Male	Female	Total	Male	Female	Total
Abia	3,174	3,233	6,407	2,979	3,057	6,036	3,059	3,120	6,179	2,914	2,991	5,905	91.8	92.5	92.2
Adamawa	3,205	2,815	6,020	2,767	2,513	5,280	2,907	2,613	5,520	2,634	2,403	5,037	82.2	85.4	83.7
Akwa-Ibom	4,176	4,607	8,783	3,714	4,116	7,830	3,894	4,253	8,147	3,559	3,891	7,450	85.2	84.5	84.8
Anambra	6,907	8,805	15,712	6,068	7,690	13,758	6,473	8,200	14,673	5,860	7,370	13,230	84.8	83.7	84.2
Bauchi	5,245	3,809	9,054	3,874	2,966	6,840	4,741	3,532	8,273	3,693	2,848	6,541	70.4	74.8	72.2
Bayelsa	1,167	1,229	2,396	950	1,048	1,998	941	1,028	1,969	856	951	1,807	73.4	77.4	75.4
Benue	13,831	11,527	25,358	11,187	9,497	20,684	12,397	10,436	22,833	10,506	8,884	19,390	76.0	77.1	76.5
Borno	5,447	3,745	9,192	4,041	3,007	7,048	4,966	3,563	8,529	3,921	2,931	6,852	72.0	78.3	74.5
Cross-River	5,264	5,509	10,773	4,724	5,109	9,833	4,974	5,258	10,232	4,558	4,957	9,515	86.6	90.0	88.3
Delta	5,820	6,675	12,495	5,065	5,958	11,023	5,283	6,116	11,399	4,796	5,647	10,443	82.4	84.6	83.6
Ebonyi	2,542	2,833	5,375	2,266	2,539	4,805	2,381	2,675	5,056	2,187	2,462	4,649	86.0	86.9	86.5
Edo	4,588	4,951	9,539	3,869	4,326	8,195	4,120	4,566	8,686	3,659	4,168	7,827	79.8	84.2	82.1
Ekiti	3,062	3,765	6,827	2,450	3,183	5,633	2,892	3,608	6,500	2,382	3,114	5,496	77.8	82.7	80.5
Enugu	5,849	6,903	12,752	5,402	6,435	11,837	5,373	6,317	11,690	5,073	6,011	11,084	86.7	87.1	86.9
FCT	5,175	5,684	10,859	4,433	4,957	9,390	4,462	4,836	9,298	4,040	4,418	8,458	78.1	77.7	77.9
Gombe	4,093	2,719	6,812	3,123	2,205	5,328	3,847	2,644	6,491	3,041	2,176	5,217	74.3	80.0	76.6
Imo	4,490	5,189	9,679	4,135	4,827	8,962	4,273	4,969	9,242	3,981	4,681	8,662	88.7	90.2	89.5
Jigawa	683	739	1,422	580	615	1,195	664	600	1,264	576	526	1,102	84.3	71.2	77.5
Kaduna	10,132	9,147	19,279	7,338	6,992	14,330	9,202	8,373	17,575	7,000	6,569	13,569	69.1	71.8	70.4
Kano	11,480	9,572	21,052	8,057	7,650	15,707	10,094	8,972	19,066	7,706	7,442	15,148	67.1	77.7	72.0
Katsina	3,899	2,415	6,314	2,773	1,946	4,719	3,544	2,359	5,903	2,684	1,919	4,603	68.8	79.5	72.9
Kebbi	2,957	2,365	5,322	2,033	1,848	3,881	2,572	2,255	4,827	1,962	1,809	3,771	66.4	76.5	70.9
Kogi	5,628	4,919	10,547	5,003	4,404	9,407	4,996	4,347	9,343	4,584	3,984	8,568	81.4	81.0	81.2
Kwara	8,321	8,070	16,391	6,614	6,656	13,270	6,591	6,453	13,044	5,547	5,552	11,099	66.7	68.8	67.7
Lagos	21,105	23,931	45,036	18,566	21,562	40,128	19,595	22,167	41,762	17,749	20,385	38,134	84.1	85.2	84.7
Nasarawa	5,271	5,587	10,858	4,364	4,738	9,102	4,793	5,076	9,869	4,108	4,423	8,531	77.9	79.2	78.6
Niger	5,253	4,941	10,194	3,880	3,895	7,775	4,520	4,328	8,848	3,654	3,633	7,287	69.6	73.5	71.5
Ogun	12,104	13,356	25,460	10,884	12,201	23,085	11,204	12,338	23,542	10,323	11,503	21,826	85.3	86.1	85.7
Ondo	6,482	7,222	13,704	5,659	6,506	12,165	5,760	6,568	12,328	5,216	6,077	11,293	80.5	84.1	82.4
Osun	11,538	12,518	24,056	9,852	11,028	20,880	10,576	11,555	22,131	9,324	10,475	19,799	80.8	83.7	82.3
Oyo	14,937	16,715	31,652	12,088	13,865	25,953	13,516	15,217	28,733	11,470	13,118	24,588	76.8	78.5	77.7
Plateau	8,600	8,257	16,857	6,881	6,747	13,628	7,704	7,316	15,020	6,411	6,145	12,556	74.5	74.4	74.5
Rivers	5,819	5,902	11,721	5,213	5,395	10,608	5,166	5,298	10,464	4,878	5,026	9,904	83.8	85.2	84.5
Sokoto	1,433	1,439	2,872	1,178	1,123	2,301	1,278	1,325	2,603	1,126	1,091	2,217	78.6	75.8	77.2
Taraba	3,245	2,339	5,584	2,662	1,978	4,640	3,070	2,207	5,277	2,591	1,909	4,500	79.8	81.6	80.6
Yobe	2,798	3,162	5,960	2,383	2,723	5,106	2,606	2,947	5,553	2,293	2,590	4,883	82.0	81.9	81.9
Zamfara	2,255	1,496	3,751	1,644	1,268	2,912	2,062	1,437	3,499	1,599	1,242	2,841	70.9	83.0	75.7
Foreign	125	47	172	106	41	147	97	31	128	94	31	125	75.2	66.0	72.7
National	228,100	228,137	456,237	188,805	196,614	385,419	206,593	208,903	415,496	178,555	185,352	363,907	78.3	81.2	79.8

7.3.0 National Business and Technical Examinations Board (NABTEB)

The National Business and Technical Examination Board (NABTEB) conducts the National Technical Certificate (NTC) and National Business Certificate (NBC) examinations for school candidates in May/June as well as the advanced level versions for, external candidates in October/November of every year. The Tables that follow present data on candidates performances in NABTEB's administered National Technical Certificate (NTC) and National Business Certificate (NBC) examinations for both public and private schools for the 2020/2021 session.

Table 7.3.1 Candidates that sat for May/June NTC/NBC Examination by Year and Gender 2016/2017- 2020/2021

YEAR	Male	Female	Total	% Females
2016/2017	42,081	15,933	58,014	27.50
2017/2018	39,671	15,809	55,480	28.50
2018/2019	25,269	7,449	32,718	22.80
2019/2020	57,255	28,848	86,103	33.50
2020/2021	75,816	43,661	119,477	36.54

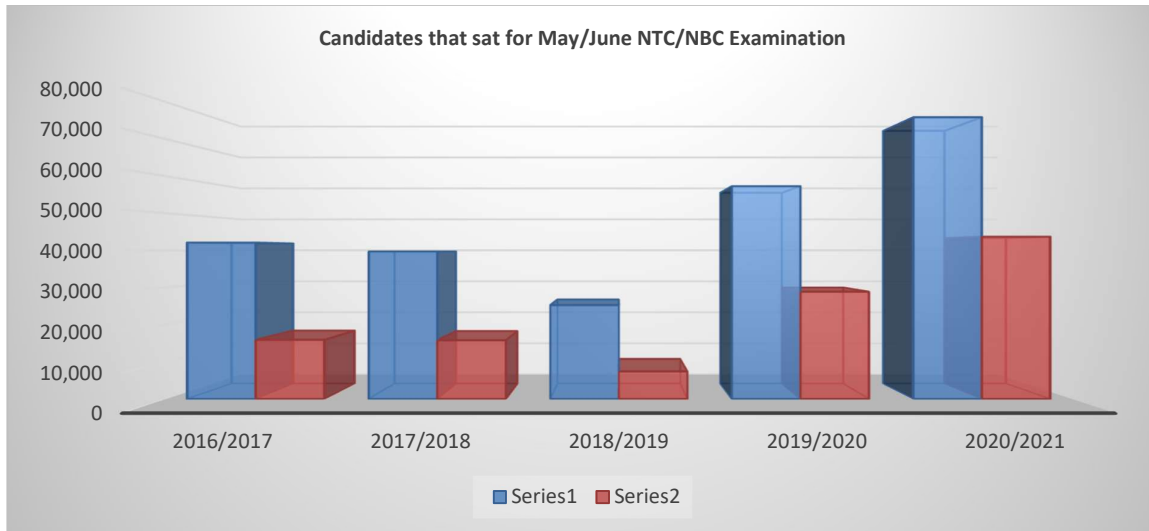


Figure 7.3.1: Candidates that sat for May/June NTC/NBC Examination by Year and Gender 2016/2017- 2020/2021

Candidates that sat for May/June NTC/NBC Examination by Trade Subject: 2020/2021

Trade Subjects	Male	Female	Total
Agric. Equipment & Implement Mech. Works	170	54	224
Animal Husbandry	91	141	232
Automobile Electrical Works	30	2	32
Blocklaying/Bricklaying & Concreting	3454	155	3609
Book-Keeping	4970	4938	9908
Carpentry & Joinery	1503	38	1541
Catering Craft Practice	216	1246	1462
Ceramics	16	3	19
Computer Craft Studies	1174	617	1791
Cosmetology	2	49	51
Draught Manship Craft Practice	75	8	83
Electrical Installation & Maintenance Works	7074	339	7413
Electronics Works	996	126	1122
Fabrication & Welding	1616	34	1650
Fisheries	38	23	61
Foundry Craft Practice	11	0	11
Furniture Making	556	2	558
General Education	48620	32330	80950
Graphic Arts	135	17	152
Instrument Mechanics Works	95	8	103
Ladies Garment Making	150	627	777
Leather Trades	17	5	22
Machine Wood Working	15	1	16
Marine Engineering Craft	6	1	7
Mechanical Engineering Craft Practice	1132	35	1167
Men's Garment Making	50	10	60
Motor Vehicle Mechanics Works	2814	2517	5331
Painting & Decorating	246	52	298
Photographic Practice	7	0	7
Printing Craft Practice	30	15	45
Refrigeration & Air-Conditioning Works	240	10	250
Salesmanship	110	84	194
Secretarial Duties	49	117	166
Textile Trades	3	10	13
Tourism	70	47	117
Vehicle Body Building	35	0	35
Grand Total	75816	43661	119477

7.3 TEACHERS REGISTRATION COUNCIL OF NIGERIA (TRCN)

Teachers Registration Council of Nigeria (TRCN) promotes professionalism through accreditation, monitoring and supervision of teacher training programmes, mandatory continuing professional development and maintenance of discipline among teachers at all levels of the education system.

Table 7. 1: Summary of TRCN Registered Members: 2016/2017-2020/2021

Year	Primary			Secondary			Tertiary		
	Male	Female	Total	Male	Female	Total	Male	Female	Total
2016/2017	557,133	732,347	1,289,480	239,293	243,857	483,150	12,491	7,714	20,205
2017/2018	569,626	741,362	1,310,988	251,077	255,885	506,962	13,261	8,091	21,352
2018/2019	605,625	778,347	1,383,972	263,619	268,661	532,280	13,910	8,478	22,388
2019/2020									
2020/2021	639,243	806,237	1,445,480	286,521	287,146	573,667	20,253	12,624	32,877

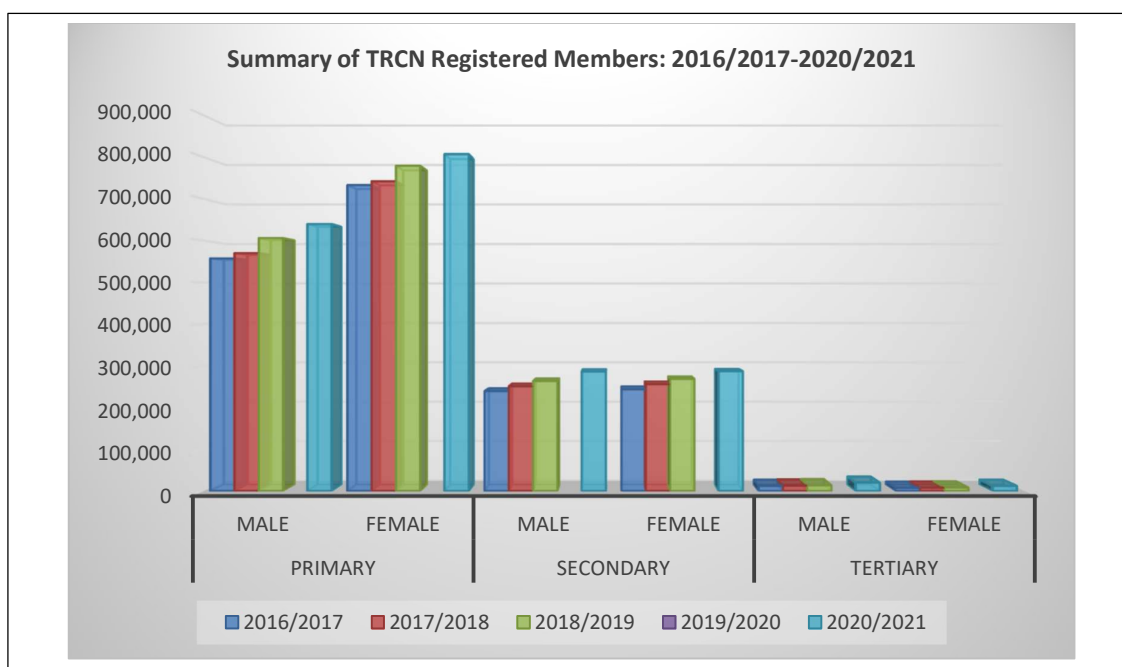


Figure : Summary of TRCN Registered Members: 2016/2017-2020/2021

Table 1: TRCN Registered Members by State, Sector and Gender 2021

State	Primary			Secondary			Tertiary		
	M	F	T	M	F	T	M	F	T
Abia	8660	38817	47477	5281	8341	13622	175	146	321
Adamawa	24609	13769	38378	6490	4322	10812	559	281	840
Akwa Ibom	17840	34903	52743	8302	7865	16167	296	229	525
Anambra	6085	37977	44062	5220	11845	17065	396	606	1002
Bauchi	18746	6497	25243	4812	3158	7970	353	346	699
Bayelsa	18562	13236	31798	5402	4520	9922	169	158	327
Benue	38971	23370	62341	10578	5017	15595	580	216	796
Borno	11180	12832	24012	4750	4857	9607	780	436	1216
Cross River	14189	21257	35446	5169	4868	10037	410	336	746
Delta	14491	37669	52160	10320	16842	27162	572	471	1043
Ebonyi	13179	14416	27595	5085	5076	10161	198	154	352
Edo	10717	31020	41737	6292	7819	14111	164	329	493
Ekiti	9379	22567	31946	7771	9404	17175	277	190	467
Enugu	14106	30443	44549	5637	8557	14194	365	429	794
FCT	14244	24126	38370	10185	10892	21077	494	293	787
Gombe	14173	8834	23007	5239	3459	8698	434	176	610
Imo	41366	34841	76207	9205	11346	20551	592	303	895
Jigawa	12537	3398	15935	2944	2288	5232	237	100	337
Kaduna	22418	28945	51363	11031	9083	20114	1124	702	1826
Kano	30321	10330	40651	14240	6586	20826	1074	639	1713
Katsina	21555	8700	30255	5797	3405	9202	471	206	677
Kebbi	9079	5946	15025	4743	3322	8065	369	141	510
Kogi	39558	22533	62091	7734	6817	14551	286	178	464
Kwara	18990	32677	51667	8319	8946	17265	714	443	1157
Lagos	15111	47314	62425	16459	28344	44803	815	520	1335
Nasarawa	14618	8889	23507	8429	4700	13129	236	137	373
Niger	19313	15346	34659	9599	6525	16124	554	304	858
Ogun	13810	34773	48583	9955	14024	23979	466	404	870
Ondo	12524	29023	41547	12487	9051	21538	362	331	693
Osun	14800	28323	43123	7961	6891	14852	414	211	625
Oyo	21062	60200	81262	14476	17565	32041	1090	644	1734
Plateau	22398	18467	40865	7332	6773	14105	485	513	998
Rivers	16067	22424	38491	10139	10303	20442	428	304	732
Sokoto	9165	5406	14571	5155	4213	9368	280	145	425
Taraba	15440	7336	22776	4959	3101	8060	278	133	411
Yobe	7410	5091	12501	4898	3314	8212	624	316	940
Zamfara	12570	4542	17112	4126	3707	7833	344	140	484
TOTAL	639243	806237	1445480	286521	287146	573667	17465	11610	29075

**CHAPTER EIGHT
FUNDING OF EDUCATION**

8.0 Introduction

Education funding responsibility is a joint venture between the federal government and stakeholders in education. Funds are sourced from Federal, State, Local government, community, parents, faith-based organizations, proprietors of institutions, the private sector and other stakeholders. While it is relatively easy to get the expenditure for education from Federal, State and Local government, such information is rarely available from other sources. The Federal government’s contribution comes from budgetary appropriation and some agencies such as Universal Basic Education Commission and Tertiary Education Trust Fund.

The last column on table 8.1 gives the percentage of national budget assigned to education. Figure 8.1 shows the chart representation of the capital and recurrent budget of the ministry within the period 2018 to 2022

Table 8. 1: Federal Ministry of Education Recurrent and Capital Budget, 2018-2022

YEAR	PERSONNEL	OVERHEAD	TOTAL RECURRENT	CAPITAL	TOTAL ALLOCATION	FEDERATION BUDGET	%
2018	516,821,533,428	31,497,873,262	548,319,406,690	102,907,290,833	651,226,697,523	9,120,334,988,225	7.14
2019	542,077,787,769	33,789,466,178	575,867,253,947	58,689,905,930	634,557,159,877	8,916,964,099,373	7.12
2020	568,097,135,925	33,995,766,020	602,092,901,945	84,728,529,572	686,821,431,517	10,594,362,364,830	6.48
2021	579,858,298,292	35,430,765,996	615,289,064,288	156,172,307,765	771,461,372,053	13,588,027,886,175	5.68
2022	643,760,633,419	39,192,766,015	682,953,399,434	216,330,080,734	899,283,480,168	17,126,873,917,692	5.25

SOURCE: BUDGET OFFICE OF THE FEDERATION

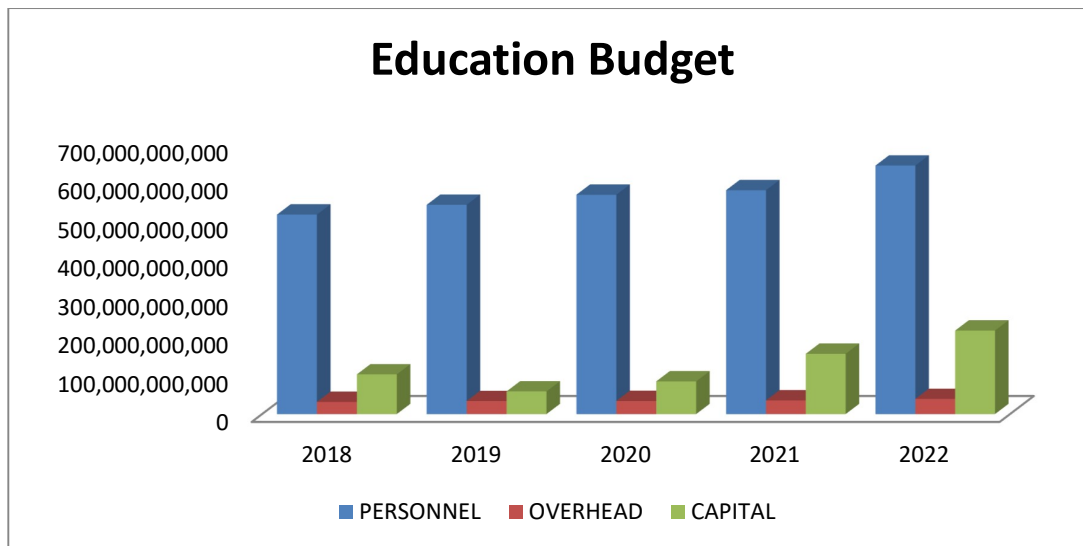


Figure 8. 1: Federal Ministry of Education Recurrent and Capital Budget, 2018-2023

8.2 UNIVERSAL BASIC EDUCATION COMMISSION

8.2.1 Universal Basic Education Fund

The Federal Government's contribution to Basic Education comes from the 2 per cent FGN Consolidated Revenue Fund which is managed by the Universal Basic Education Commission (UBEC). This fund is allocated to states on annual basis according to a formula which UBEC determines from time to time. Table 8.2 shows the **Disbursed and Unaccessed Matching Grants by UBEC to States** for the period 2017-2021. States are expected to collect these funds on provision of counterpart funds to run their Basic Education programmes.

Table 8. 2: National Summary of Disbursed and Unaccessed Matching Grants by UBEC to States (2017-2021)

YEAR	DISBURSED MATCHING GRANTS	UNACCESSED MATCHING GRANTS
2016/2017	47,594,697,791	0
2017/2018	54,531,819,501	0
2018/2019	54,715,354,460	1,520,356,457
2019/2020	21,452,224,054	5,005,518,946
2020/2021	25,295,802,177	9,730,124,409

Source: Universal Basic Education Commission

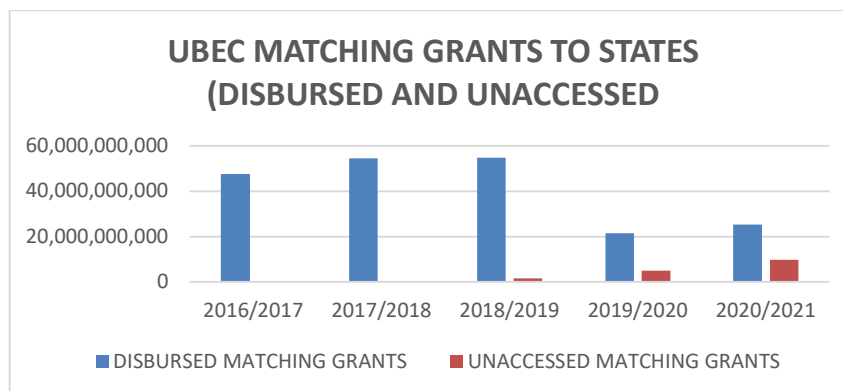


Figure 8. 2: National Summary of Unaccessed and Disbursed Matching Grants in 2019 to 2021

Table 8. 3: Matching Grants Allocation to States 2020/2021

State	2021			
Abia	946,646,664		KEBBI	946,646,664
Adamawa	946,646,664		KOGI	946,646,664
Akwa Ibom	946,646,664		KWARA	946,646,664
Anambra	946,646,664		LAGOS	946,646,664
Bauchi	946,646,664		NASARAWA	946,646,664
Bayelsa	946,646,664		NIGER	946,646,664
Benue	946,646,664		OGUN	946,646,664
Borno	946,646,664		ONDO	946,646,664
C/ River	946,646,664		OSUN	946,646,664
Delta	946,646,664		OYO	946,646,664
Ebonyi	946,646,664		PLATEAU	946,646,664
Edo	946,646,664		RIVERS	946,646,664
Ekiti	946,646,664		SOKOTO	946,646,664
Enugu	946,646,664		TARABA	946,646,664
Gombe	946,646,664		YOBE	946,646,664
Imo	946,646,664		ZAMFARA	946,646,664
Jigawa	946,646,664		F.C.T. ABUJA	946,646,664
Kaduna	946,646,664		CURRICULUM	
Kano	946,646,664		National	35,025,926,586
Katsina	946,646,664			

Source: Universal Basic Education Commission

Table 8. 4: Matching Grants Disbursement to States: 2020/2021

State	2021				
Abia				Kebbi	946,646,664
Adamawa				Kogi	946,646,664
Akwa Ibom	946,646,664			Kwara	
Anambra				Lagos	
Bauchi	946,646,664			Nasarawa	946,646,664
Bayelsa	946,646,664			Niger	946,646,664
Benue	946,646,664			Ogun	
Borno	946,646,664			Ondo	946,646,664
C/ River	946,646,664			Osun	946,646,664
Delta	946,646,664			Oyo	946,646,664
Ebonyi				Plateau	588,320,893
Edo	946,646,664			Rivers	946,646,664
Ekiti	946,646,664			Sokoto	946,646,664
Enugu	94,668,009			Taraba	946,646,664
Gombe	946,646,664			Yobe	946,646,664
Imo				Zamfara	946,646,664
Jigawa	946,646,664			F.C.T. Abuja	946,646,664
Kaduna				Curriculum	
Kano	946,646,664			National	25,295,802,177
Katsina	946,646,664				

Source: Universal Basic Education Commission

Table 8. 5: Matching Grants Unassessed to States: 2020/2021

State	2021				
Abia	946,646,664			Kebbi	-
Adamawa	946,646,664			Kogi	-
Akwa Ibom	-			Kwara	946,646,664
Anambra	946,646,664			Lagos	946,646,664
Bauchi	-			Nasarawa	-
Bayelsa	-			Niger	-
Benue	-			Ogun	946,646,664
Borno	-			Ondo	-
C/ River	-			Osun	-
Delta	-			Oyo	-
Ebonyi	946,646,664			Plateau	358,325,771
Edo	-			Rivers	-
Ekiti	-			Sokoto	-
Enugu	851,978,656			Taraba	-
Gombe	-			Yobe	-
Imo	946,646,664			Zamfara	-
Jigawa	-			F.C.T. Abuja	-
Kaduna	946,646,664			Curriculum	-
Kano	-			National	9,730,124,409
Katsina	-				

Source: Universal Basic Education Commission

Table 8. 6: Lodgement of Counterpart Fund by States for the Year 2019-2021

State	2019	2020	2021	Total
Abia	1,519,884,079			1,519,884,079
Adamawa	1,519,884,079			1,519,884,079
Akwa Ibom	1,519,884,079	715,074,135	946,646,664	3,181,604,878
Anambra				-
Bauchi	1,519,864,079	715,074,135	946,646,664	3,181,584,878
Bayelsa	1,519,864,079	715,074,135	946,646,664	3,181,584,878
Benue	1,519,864,079	715,074,135	946,646,664	3,181,584,878
Borno	1,519,884,079	715,074,135	946,646,664	3,181,604,878
C/ River	1,519,864,079	715,074,135	946,646,664	3,181,584,878
Delta	1,519,884,079	715,074,135	946,646,664	3,181,604,878
Ebonyi	1,519,884,079	715,074,135	946,646,664	3,181,604,878
Edo	1,519,884,079	715,074,135	946,646,664	3,181,604,878
Ekiti	1,519,884,079	715,074,135	946,646,664	3,181,604,878
Enugu	1,519,884,079	715,074,135	94,668,009	2,329,626,223
Gombe	1,519,884,079	715,074,135	946,646,664	3,181,604,878
Imo	1,519,884,079	715,074,135		2,234,958,214
Jigawa	1,519,884,079	715,074,135	946,646,664	3,181,604,878
Kaduna	1,519,884,079	715,074,135	946,646,664	3,181,604,878
Kano	1,519,884,079	715,074,135	946,646,664	3,181,604,878
Katsina	1,519,884,079	715,074,135	946,646,664	3,181,604,878
Kebbi	1,519,884,079	715,074,135	946,646,664	3,181,604,878
Kogi	1,519,864,079	715,074,135	946,646,664	3,181,584,878
Kwara	1,519,742,890			1,519,742,890
Lagos	1,519,742,890	715,074,135		2,234,817,025
Nasarawa	1,519,884,078	715,074,135	946,646,664	3,181,604,878
Niger	1,519,864,079	715,074,135	946,646,664	3,181,584,878
Ogun	1,519,864,079			1,519,864,079
Ondo	1,519,884,079	715,074,135	946,646,664	3,181,604,878
Osun	1,519,884,079	715,074,135	946,646,664	3,181,604,878
Oyo	1,519,884,079	715,074,135	946,646,664	3,181,604,878
Plateau	1,519,884,079	715,074,135	588,320,893	2,823,279,107
Rivers	1,519,884,079	715,074,135	946,646,664	3,181,604,878
Sokoto	1,519,884,079	715,074,135	946,646,664	3,181,604,878
Taraba	1,519,884,079	715,074,135	946,646,664	3,181,604,878
Yobe	1,519,834,079	715,074,135	946,646,664	3,181,554,878
Zamfara	1,519,884,079	715,074,135	946,646,664	3,181,604,878
F.C.T. Abuja	1,519,884,079	715,074,135	946,646,664	3,181,604,878
Curriculum				-
National	54,715,354,460	22,882,372,324	27,189,095,506	104,786,822,291

Source: Universal Basic Education Commission

8.3 Tertiary Education Trust Fund

The Tertiary Education Trust Fund was established by Tertiary Education Trust Fund Bill of 2011 to rehabilitate, restore and consolidate Tertiary Education and Tertiary Infrastructure through funding and effective project management. The Act imposes 2 per cent Education Tax on the assessable profit of all registered companies in Nigeria, collectible by the Federal Inland Revenue Service (FIRS). The tax so collected is administered by the Fund, and deployed to the Education sector through allocations to all segments of Tertiary Education as provided in the enabling Act.

Funds from Tertiary Education Trust Fund are distributed among the Universities, Polytechnics and Colleges of Education.

Table 8. 7: Summary of Tertiary Education Trust Fund Interventions in Tertiary Institutions: 2019-2021

Institutions	2019/2020	2020/2021
Universities	17,467,009,230	22,043,990,770
Polytechnics	12,716,599,440	18,815,900,560
Colleges of Education	8,892,049,002	17,445,450,998
Total	39,075,657,672	58,305,342,328

Source: Tertiary Education Trust Fund

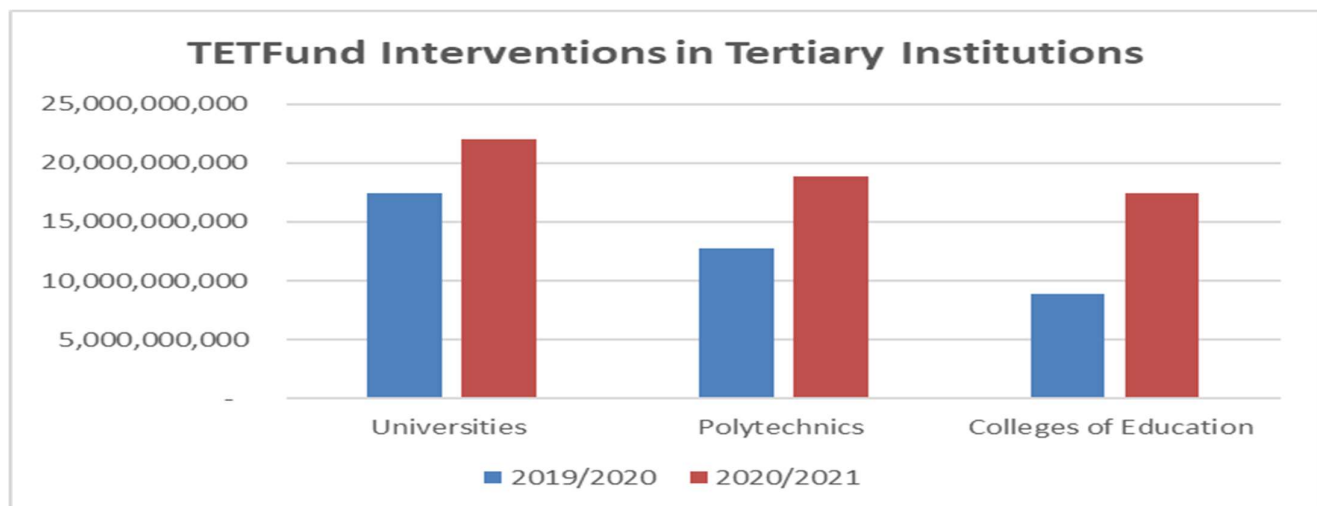


Figure 8. 3: Summary of Intervention of Tertiary Education Trust Fund in Tertiary Institutions, 2019-2021

Table 8. 8: Summary of Tertiary Education Trust Fund Interventions for Physical Infrastructure/Programmes Upgrade in Tertiary Institutions: 2020/2021

PHYSICAL INFRASTRUCTURE/PROGRAMME UPGRADE			
INSTITUTIONS	2021		
	Allocation	Disbursement	Balance
Universities	48,810,000,000.00	2,373,420,000.00	46,436,580,000.00
Polytechnics	18,500,000,000.00	2,400,000,000.00	16,100,000,000.00
Colleges of Education	14,250,000,000.00	1,250,000,000.00	13,000,000,000.00
Total	81,560,000,000.00	6,023,420,000.00	75,536,580,000.00

Source: Tertiary Education Trust Fund

Table 8. 9: Summary of Tertiary Education Trust Fund Interventions for Academic Staff and development in Tertiary Institutions: 2020/2021

ACADEMIC STAFF TRAINING AND DEVELOPMENT			
INSTITUTIONS	2021		
	Allocation	Disbursement	Balance
Universities	12,324,000,000.00	891,586,944.31	11,432,413,055.69
Polytechnics	7,125,000,000.00	1,155,997,564.92	6,094,002,435.08
Colleges of Education	7,125,000,000.00	753,796,531.59	6,371,203,468.41
Total	26,574,000,000.00	2,801,381,040.82	23,897,618,959.18

Source: Tertiary Education Trust Fund

Table 8. 10: Summary of Tertiary Education Trust Fund Interventions for Library Development in Tertiary Institutions: 2020/2021

LIBRARY DEVELOPMENT			
INSTITUTIONS	2021		
	Allocation	Disbursement	Balance
Universities	3,160,000,000.00	-	3,160,000,000.00
Polytechnics	1,425,000,000.00	34,000,000.00	1,416,000,000.00
Colleges of Education	1,425,000,000.00	34,000,000.00	1,381,000,000.00
Total	6,010,000,000.00	68,000,000.00	5,957,000,000.00

Source: Tertiary Education Trust Fund

Table 8. 11: Summary of Tertiary Education Trust Fund Interventions for ICT in Tertiary Institutions: 2020/2021

ICT SUPPORT			
INSTITUTIONS	2021		
	Allocation	Disbursement	Balance
Universities	1,185,000,000	-	1,185,000,000
Polytechnics	427,500,000	-	427,500,000
Colleges of Education	427,500,000	-	427,500,000
Total	2,040,000,000	-	2,040,000,000

Source: Tertiary Education Trust Fund

Table 8. 12: Summary of Tertiary Education Trust Fund Interventions for Academic Research Journal in Tertiary Institutions: 2020/2021

ACADEMIC RESEARCH JOURNAL			
INSTITUTIONS	2021		
	Allocation	Disbursement	Balance
Universities	395,000,000.00	4,460,337.50	390,539,662.50
Polytechnics	285,000,000.00		285,000,000.00
Colleges of Education	285,000,000.00	-	285,000,000.00
Total	965,000,000.00	4,460,337.50	960,539,662.50

Source: Tertiary Education Trust Fund

Table 8. 13: Summary of Tertiary Education Trust Fund for Teaching Practice Supervision in Tertiary Institution: 2020-2021

DEPARTMENT OF ACADEMIC STAFF TRAINING AND DEVELOPMENT		
TEACHING PRACTICE SUPERVISION FROM JANUARY 1st, 2020 TO DECEMBER 31st, 2021		
REGION	NUMBER OF SUPERVISION	TOTAL AMOUNT DISBURSEMENT
North Central (NC)	3934	235,245,600.00
North East (NE)	3266	189,599,200.00
North West (NW)	5125	300,329,445.00
South East (SE)	1688	102,348,400.00
South South (SS)	2640	159,817,200.00
South West (SW)	3814	231,587,200.00
Grand Total	20467	1,218,927,045.00

Source: Tertiary Education Trust Fund

8.4 Scholarship Awards

Federal Government provides scholarship awards to selected Nigerian students to pursue programmes in tertiary institutions considered relevant to achieving sustainable socio-economic growth and national development. The awards cover undergraduate and postgraduate programmes in Nigerian Universities, Polytechnics and Colleges of Education as well as higher institutions abroad. Selection of candidates for scholarships within the country and abroad are always done on State basis with consideration given to gender balancing. The foreign scholarship involves the Commonwealth awards and awards from countries having Bi-lateral Education Agreement with Nigeria.

Table 8. 14: Summary of Nigeria Award Scholarship Awards: 2019/2020, 2020/2021

SUMMARY OF NIGERIA AWARD SCHOLARSHIP AWARDS 2019/2020		
Institutions	2019/2020	202/2021
Postgraduate	235	219
Undergraduates	1740	2590
Polytechnic	181	98
College of Education	133	204
TOTAL	2289	3111

Source: Federal Scholarship Board

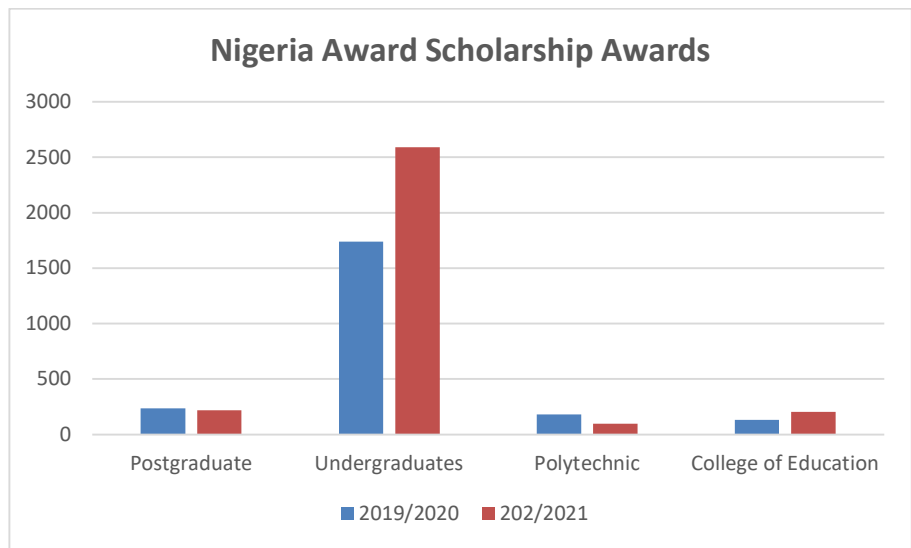


Figure 8. 4: National Summary of Nigerian Scholarship Awards by Institutions

Table 8. 15: Summary of Bilateral Education Agreement (BEA) Awards from 2020/2021

COUNTRY	2021
HUNGARY	93
CHINA	24
MOROCCO	83
RUSSIA	103
ROMANIA	1
SERBIA	11
MEXICO	Nil
ALGERIA	Nil
EGYPT	Nil
TOTAL	304

Source: Federal Scholarship Board

Table 8. 16: Summary of Commonwealth Scholarship and Fellowship Awards from 2020/2021

COUNTRY	2021
UNITED KINGDOM	12
INDONESIA	7
Pakistan	3
TOTAL	22

Source: Federal Scholarship Board

Table 8. 17: Summary of Nigeria Award Scholarship Awards: 2020/2021

Country	2021
Postgraduate	219
Undergraduates	2590
Polytechnic	98
College of Education	204
TOTAL	3111

Source: Federal Scholarship Board